

TECHNICAL MANUAL

**UNIT, DIRECT SUPPORT AND GENERAL SUPPORT MAINTENANCE
REPAIR PARTS AND SPECIAL TOOLS LIST**

**CLOTHING REPAIR SHOP
TRAILER MOUNTED
MODEL CRS-100
(NSN 3530-01-346-7256)**

DISTRIBUTION STATEMENT A: Approved for public release; distribution is unlimited.

**H E A D Q U A R T E R S , D E P A R T M E N T O F T H E A R M Y
3 0 A P R I L 1 9 9 3**

TECHNICAL MANUAL

NO. 10-3530-207-24P

HEADQUARTERS
DEPARTMENT OF THE ARMY
WASHINGTON D.C., 30 APRIL 1993

Technical Manual

UNIT, DIRECT SUPPORT, AND GENERAL SUPPORT MAINTENANCE
REPAIR PARTS AND SPECIAL TOOLS LIST

CLOTHING REPAIR SHOP
TRAILER MOUNTED
MODEL CRS-100
NSN 3530-01-346-7256

Current as of 9 March 1993

REPORTING ERRORS AND RECOMMENDING IMPROVEMENTS

You can help improve this manual. If you find any mistakes or if you know of a way to improve the procedures, please let us know. Mail your letter, DA Form 2028 (Recommended Changes to Publications and Blank Forms), or DA Form 2028-2 located in the back of this manual direct to: Commander, US Army Aviation and Troop Command, ATTN: AMSAT-I-MTS, 4300 Goodfellow Blvd., St. Louis, MO 63120-1798. A reply will be furnished directly to you.

DISTRIBUTION STATEMENT A: Approved for public release; distribution is unlimited.

TABLE OF CONTENTS

		Page	Illus/ Figure
Section I	Introduction.....	1	
Section II	Repair Parts List	1	
<i>Group 01</i>	Trailer	1-1	1
<i>Group 02</i>	Leg Support, Trailer	2-1	2
<i>Group 03</i>	Cabinet Holddown Clamp	3-1	3
<i>Group 04</i>	Cabinet Assembly	4-1	4
	Backing Place and Lifting Eye	5-1	5
	Padlocks	6-1	6
	Side Drip Edge	7-1	7
	Side Door Stay	8-1	8
	Front Side Door Assembly (Curb Side)	9-1	9
	Rear Side Door Assembly (Curb Side)	10-1	10
	Side Front Door Assembly Street Side)	11-1	11
	Rear Side Door Assembly (Street Side)	12-1	12
	Rear Drip Edge	13-1	13
	Rear Door Stay	14-1	14
	Rear Door Assembly	15-1	15
	Roof Angles and Rear Panels	16-1	16
	Side and Corner Panels	17-1	17
	Bumpers and Front Panels	18-1	18
	Roof Panels.....	19-1	19

		Page	Illus/ Figure
<i>Group 04 (Cont'd)</i>	Bottom Panels	20-1	20
	Frame and Rack Assembly	21-1	21
	Wheel Well Assembly	22-1	22
	Heat Sealer Mounting Plate	23-1	23
	Retaining Straps and Pins	24-1	24
	Generator Rails and Frame Assembly	25-1	25
<i>Group 05</i>	Clothing Tray Assembly	26-1	26
	<i>Group 06</i> Clothing Sewing Machine Assembly	27-1	27
	Clothing Machine Lamp Assembly	28-1	28
	Clothing Sewing Machine Head Assembly	29-1	29
	Clothing Machine Thread Unwinder	30-1	30
	Clothing Machine Belt Guard, Belt, and Machine Head	31-1	31
	Clothing Machine Bed and Accessories	32-1	32
	Clothing Machine Needle Bar and Thread Take-up Mechanism	33-1	33
	Clothing Machine Arm Shaft and Vertical Shaft Mechanism	34-1	34
	Clothing Machine Stitch Length Regulating Mechanism	35-1	35
	Clothing Machine Feeding and Feed Lifting Mechanism	36-1	36
	Clothing Machine Presser Foot Mechanism	37-1	37
	Clothing Machine Table Top Assembly	38-1	38
	Clothing Machine Hinge Plate, Hook Pin, Oil Plate, and Pad	39-1	39
	Clothing Machine Bobbin Winder	40-1	40
	Clothing Machine Knee Lever Assembly	41-1	41
	Clothing Machine Table Top and Clutch Motor Assembly	42-1	42
	Clothing Machine Belt Guard and Pulley	43-1	43
	Clothing Machine Clutch Motor Lever and Housing	44-1	44
	Clothing Machine Clutch Motor Bearing, Shaft and Plate	45-1	45
	Clothing Machine Clutch Motor Fly Wheel	46-1	46
	Clothing Machine Clutch Motor Belt Tightener	47-1	47
	Clothing Machine Clutch Motor	48-1	48
	Clothing Machine Treadle	49-1	49
	Clothing Machine Stand Assembly	50-1	50
<i>Group 07</i>	Darning Machine Tray Assembly	51-1	51
<i>Group 08</i>	Darning Machine Assembly	52-1	52
	Darning Machine Lamp Assembly	53-1	53
	Darning Machine Head Assembly	54-1	54
	Darning Machine Two Spool Thread Stand	55-1	55
	Darning Machine Lifting Chain	56-1	56
	Darning Machine Belt Guard and V Belt	57-1	57
	Darning Machine Head	58-1	58
	Darning Machine Thread Stand, Guides, Lifting Lever, and Tension Assembly;	59-1	59
	Darning Machine Slide, Needle and Guide Plates	60-1	60
	Darning Machine Rotating Hook	61-1	61
	Darning Machine Hook Driving Shaft	62-1	62
	Darning Machine Face Plate, Presser Foot, and Presser Bar	63-1	63
	Darning Machine Needle Bar, Take Up Crank and Lever, and Connecting Link	64-1	64
	Darning Machine Oil Guard, Needle Bar Crank, Wheel and Air Shaft	65-1	65
	Darning Machine Upper, Middle Housing, and Base	66-1	66
	Darning Machine Table Top Assembly	67-1	67
	Darning Machine Bobbin Winder, and Oil Dump Pan	68-1	68
	Darning Machine Foot Pedal and Clamps	69-1	69

	Page	Illus/ Figure
<i>Group 08</i>		
<i>(Cont'd)</i>		
Darning Machine Table Top, Clutch Motor, Switch Box, and Receptacle Assembly	70-1	70
Darning Machine Belt Guard and Pulley	71-1	71
Darning Machine Clutch Lever	72-1	72
Darning Machine Clutch Housing	73-1	73
Darning Machine Clutch Flywheel	74-1	74
Darning Machine Belt Motor Tightener	75-1	75
Darning Machine Clutch Motor	76-1	76
Darning Machine Treadle Assembly	77-1	77
Darning Machine Stand Assembly	78-1	78
<i>Group 09</i>		
<i>Group 10</i>		
Button Machine Tray Assembly	79-1	79
Button Sewing Machine Assembly	80-1	80
Button Machine Lamp Assembly	81-1	81
Button Sewing Machine Head Assembly	82-1	82
Button Machine Single Thread Spool Stand	83-1	83
Button Machine Lifter Chain and Foot Pedal	84-1	84
Button Machine Tray and Machine Head	85-1	85
Button Machine Side Covers and Guide Pins	86-1	86
Button Machine Face Plate and Eye Guard	87-1	87
Button Machine Automatic Lifting Lever, Connecting Lever, Upper and Lower Plates, and Holder	88-1	88
Button Machine Presser Bar	89-1	89
Button Machine Needle, Needle Bar, and Vibrating Lever	90-1	90
Button Machine Clamp, Lifting Arm, and Thread Pullofts	91-1	91
Button Machine Automatic Thread and Nipper Releases	92-1	92
Button Machine Arm Rockshaft	93-1	93
Button Machine Arm Clamp and Spreader	94-1	94
Button Machine Feed and Needle Plates	95-1	95
Button Machine Pulley Starter, Stop Motion Shaft, and Trip Block	96-1	96
Button Machine Drive Pulley and Clutch	97-1	97
Button Machine Needle Bar Cam, Feed Cam, Eccentric and Drive Shaft	98-1	98
Button Machine End Cover	99-1	99
Button Machine Thread Looper Drive Shaft, Cam, and Crank	100-1	100
Button Machine Arm and Bed	101-1	101
Button Machine Table Top Assembly	102-1	102
Button Machine Belt Guard	103-1	103
Button Machine Bed Assembly	104-1	104
Button Machine Table Top and Motor Assembly	105-1	105
Button Machine Belt Guard and Pulley	106-1	106
Button Machine Belt Tightener and Motor	107-1	107
Button Machine Stand Assembly	108-1	108
<i>Group 11</i>		
Stowage Box I	109-1	109
Stowage Box II	110-1	110
Stowage Box III	111-1	111
Stowage Box IV	112-1	112
<i>Group 12</i>		
<i>Group 13</i>		
Folding Chair	113-1	113
Grommet and Hand Tack Folding Table	114-1	114
Heat Sealer Folding Table	115-1	115
<i>Group 14</i>		
Heat Sealer	116-1	116
Heat Sealer Base Assembly	117-1	117
Heat Sealer Universal Console Assembly	118-1	118

**UNIT, DIRECT SUPPORT AND GENERAL SUPPORT
MAINTENANCE REPAIR PARTS AND SPECIAL TOOLS LIST**

SECTION I. INTRODUCTION

1. SCOPE. This RPSTL lists and authorizes spares and repair parts; special tools; special test, measurement, and diagnostic equipment (TMDE); and other special support equipment required for performance of unit, direct support, and general support maintenance of the Clothing Repair Shop, Trailer Mounted, Model CRS-100. It authorizes the requisitioning, issue, and disposition of spares, repair parts and special tools as indicated by the source, maintenance and recoverability (SMR) codes.

2. GENERAL. In addition to this section, Introduction, this Repair Parts and Special Tools List is divided into the following sections:

a. **Section II. Repair Parts List.** A list of spares and repair parts authorized by this RPSTL for use in the performance of maintenance. This list also includes parts which must be removed for replacement of the authorized parts. Parts lists are composed of functional groups in ascending alphanumeric sequence, with the parts in each group listed in ascending figure and item number sequence. Bulk materials are listed in item name sequence. Items are shown in the associated illustration(s)/figure(s).

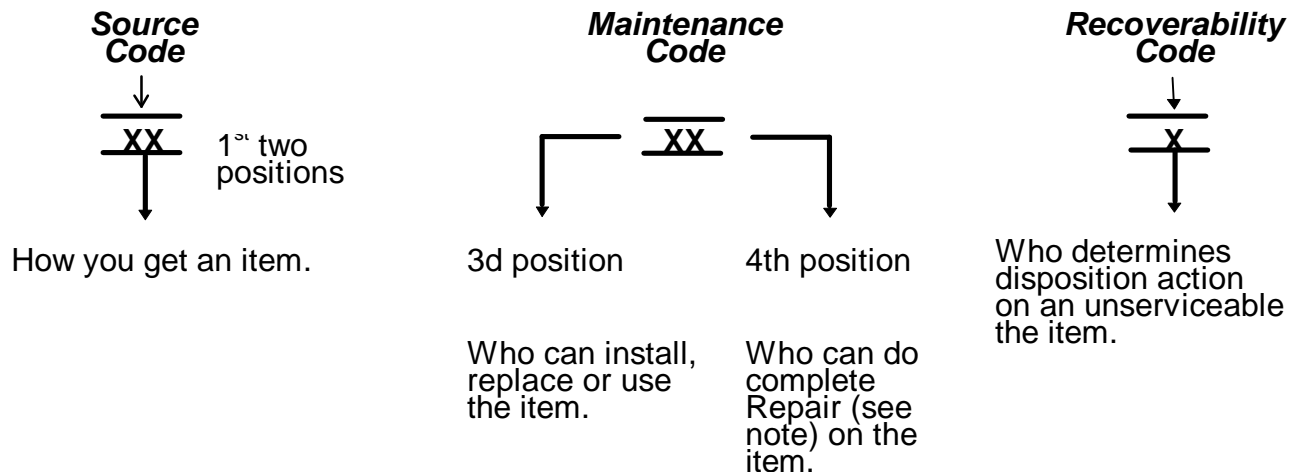
b. **Section III. Special Tools List.** A list of special tools, special TMDE, and other special support equipment authorized by this RPSTL (as indicated by Basis of Issue (BOI) information in DESCRIPTION AND USABLE ON CODE column) for the performance of maintenance.

c. **Section IV. Cross-References Indexes.** A list, in National Item Identification Number (NIIN) sequence, of all National stock numbered items appearing in the listing, followed by a list in alphanumeric sequence of all part numbers appearing in the listings. National stock numbers and part numbers are cross referenced to each illustration figure and item number appearance. The figure and item number index lists figure and item numbers in alphanumeric sequence and cross references NSN, CAGEC and part number.

3. EXPLANATION OF COLUMNS (SECTIONS II AND III).

a. **ITEM NO. (Column (1)).** Indicates the number used to identify items called out in the illustration.

b. **SMR Code (Column (2)).** The Source, Maintenance, and Recoverability (SMR) code is a 5-position code containing supply/requisitioning information, maintenance category authorization criteria, and disposition instruction, as shown in the following breakout:



*Complete Repair: Maintenance capacity, capability, and authority to perform all corrective maintenance tasks of the "Repair" function in a use/user environment in order to restore serviceability to a failed item.

(1) Source Code. The source code tells you how to get an item needed for maintenance, repair, or overhaul of an end item/equipment. Explanations of source codes follows:

Source Code	Explanation
PA PB PC** PD PE PF PG	<p>Stocked items; use the applicable NSN to request(requisition items with these source codes. They are authorized to the category indicated by the code entered in the 3rd position of the SMR code.</p> <p>**NOTE: Items coded PC are subject to deterioration.</p> <p>Items with these codes are not to be requested/requisitioned individually. They re part of a kit which is authorized to the maintenance category indicated in the 3rd position of the SMR code. The complete kit must be requisitioned and applied.</p>
KD KF KB	
MO- (Made at Unit/AVUM Level) MF- (Made at DS/AVUM Level) MH- (Made at GS Level) ML- (Made at Specialized Repair Activity (SRA)) MD- (Made at Depot)	<p>Items with these codes are not to be requested/requisitioned individually. They must be made from bulk material which is identified by the part number in the DESCRIPTION and USABLE ON CODE (UOC) column and listed in the Bulk Material group of the repair parts list in this RPSTL. H the item is authorized to you by the 3rd position code of the SMR code, but the source code indicates it is made at a higher level, order the item from the higher level of maintenance.</p>
AO- (Assembled by Unit/AVUM Level) AF- (Assembled by DS/AVIM Level) AH- (Assembled by GS Category) AL- (Assembled by SRA) AD- (Assembled by Depot)	<p>Items with these codes are not to be requested/ requisitioned individually. The puts that make up the assembled item must be requisitioned or fabricated and assembled at the level of maintenance indicated by the source code. H the 3rd position code of the SMR code authorizes you to replace the item, but the source code indicates the items are assembled at a higher level, order the item from the higher level of maintenance.</p>
XA- Do not requisition "XA"-coded item. Order its next higher assembly. (Refer to the NOTE below.) XB- If an UXB" item is not available from salvage, order it using the CAGEC and part number given. XC- Installation drawing, diagram, instruction sheet, field service drawing, that is identified manufacturer's part number. XD- Item is not stocked. Order an XD"-coded item through normal supply channels using the CAGEC and part number given, if no NSN is available.	

NOTE

Cannibalization or controlled exchange, when authorized, may be used as a source of supply for items with the above source codes, except for those source coded "XA" or those aircraft support items restricted by requirements of AR 750-1.

(2) Maintenance Code. Maintenance codes tell you the level(s) of maintenance authorized to USE and REPAIR support items. The maintenance codes are entered in the third and fourth positions of the SMR code as follows:

(a) The maintenance code entered in the third position tells you the lowest maintenance level authorized to remove, replace, and use an item. The maintenance code entered in the third position will indicate authorization to the following levels of maintenance.

Maintenance

Code	Application/Explanation
C -	Crew or operator maintenance done within unit/AVUM maintenance.
O -	Unit level/AVUM maintenance can remove, replace, and use the item.
F -	Direct support/AVIM maintenance can remove, replace, and use the item.
H -	General support maintenance can remove, replace, and use the item.
L -	Specialized repair activity can remove, replace, and use the item.
D -	Depot can remove, replace, and use the item.

(b) The maintenance code entered in the fourth position tells whether or not the item is to be repaired and identifies the lowest maintenance level with the capability to do complete repair (i.e., perform all authorized repair functions.)

NOTE

Some limited repair may be done on an item at a lower level of maintenance, if authorized by the Maintenance Allocation Chart and SMR codes.

Maintenance

Code	Application/Explanation
O -	Unit/AVUM is the lowest level that can do complete repair of the item.
F -	Direct Support/AVIM is the lowest level that can do complete repair of the item.
H -	General Support is the lowest level that can do complete repair of the item.
L -	Specialized repair activity is the lowest level that can do complete repair of the item.
D -	Depot is the lowest level that can do complete repair of the item.
Z -	Nonreparable. No repair is authorized.
B -	No repair is authorized. No parts or special tools are authorized for the maintenance of a "B" coded item. However, the item may be reconditioned by adjusting, lubricating, etc., at the user level.

(3) Recoverability Code. Recoverability codes are assigned to items to indicate the disposition action on unserviceable items. The recoverability code is entered in the fifth position of the SMR Code as follows:

Recoverability

Codes

Application/Explanation

- Z - Nonreparable item. When unserviceable, condemn and dispose of the item at the level of maintenance shown in 3d position of SMR Code.
- O - Repairable item. When not economically repairable, condemn and dispose of the item at unit or AVUM level.
- F - Repairable item. When uneconomically repairable, condemn and dispose of the item at the direct support or AVIM level.
- H - Repairable item. When uneconomically repairable, condemn and dispose of the item at the general support level.
- D - Repairable item. When beyond lower level repair capability, return to depot. Condemnation and disposal of item not authorized below depot level.
- L - Repairable item. Condemnation and disposal not authorized below specialized repair activity (SRA).
- A - Item requires special handling or condemnation procedures because of specific reasons (e.g., precious metal content, high dollar value, critical material, or hazardous material). Refer to appropriate manuals/directives for specific instructions.

c. CAGEC (Column (3)). The Commercial and Government Entity Code (CAGEC) is a 5-digit numeric code which is used to identify the manufacturer, distributor, or Government agency/activity that supplies the item.

d. PART NUMBER (Column (4)). Indicates the primary number used by the manufacturer, (individual, company, firm, corporation, or Government activity), which controls the design and characteristics of the item by means of its engineering drawings, specifications, standards, and inspection requirements to identify an item or range of items.

NOTE

When you use an NSN to requisition an item, the item you receive may have a different part number from the number listed.

e. DESCRIPTION AND USABLE ON CODE (UOC) (Column (5)). This column includes the following information:

- (1) The Federal item name and, when required, a minimum description to identify the item.
- (2) Part numbers of bulk materials are referenced in this column in the line entry to be manufactured/fabricated.
- (3) The statement "END OF FIGURE" appears just below the last item description in Column (5) for a given figure in both Section II and Section III.

f. QTY (Column (6)). The QTY (quantity per figure) column indicates the quantity of the item used in the breakout shown on the illustration/figure, which is prepared for a functional group, subfunctional group, or an assembly. A "V" appearing in this column instead of a quantity indicates that the quantity is variable and may vary from application to application.

4. EXPLANATION OF INDEX FORMAT AND COLUMNS (SECTION IV).

- a. NATIONAL STOCK NUMBER (NSN) INDEX.

(1) STOCK NUMBER Column. This column lists the NSN in national item identification number (NIIN) sequence. The NIIN consists of the last nine digits of the NSN, i.e.

<u>NSN</u>
5305-01-574-1467
NIIN

When using this column to locate an item, ignore the first four digits of the NSN. Use the complete NSN (13 digits) when requisitioning items by stock number.

(2) FIG. Column. This column lists the number of the figure where the item is identified/located. The figures are in numerical order in Section II and Section III.

(3) ITEM Column. The item number identifies the item associated with the figure listed in the adjacent FIG. column. This item is also identified by the NSN listed on the same line.

b. PART NUMBER INDEX. Part numbers in this index are listed by part number in ascending alphanumeric sequence (i e., vertical arrangement of letter and number combination which places the first letter or digit of each group in order A through Z, followed by the numbers 0 through 9, and each following letter or digit in like order).

(1) CAGEC Column. The Commercial and Government Entity Code (CAGEC) is a 5-digit numeric code used to identify the manufacturer, distributor, or Government agency/activity that supplies the item.

(2) PART NUMBER Column. Indicates the primary number used by the manufacturer (individual, firm, corporation, or Government activity), which controls the design and characteristics of the item by means of its engineering drawings, specifications, standards, and inspection requirements to identify an item or range of items.

(3) STOCK NUMBER Column. This column lists the NSN for the associated part number and manufacturer identified in the PART NUMBER and CAGEC columns to the left.

(4) FIG. Column. This column lists the number of the figure where the item is identified/located in Section II and Section III.

(5) ITEM Column. The item number is that number assigned to the item as it appears in the figure referenced in adjacent figure number column.

c. FIGURE AND ITEM NUMBER INDEX.

(1) FIG. Column. This column lists the number of the figure where the item is identified/located in Section II and Section III.

(2) ITEM Column. The item number is that number assigned to the item as it appears in the figure referenced in the adjacent figure number column.

(3) STOCK NUMBER Column. This column lists the NSN for the item.

(4) CAGEC Column. The Commercial and Government Entity Code (CAGEC) is a 5-digit numeric code used to identify the manufacturer, distributor, or Government agency/activity that supplies the item.

(5) PART NUMBER Column. Indicates the primary number used by the manufacturer (individual, firm, corporation, or Government activity), which controls the design and characteristics of the item by means of its engineering drawings, specifications, standards, and inspection requirements to identify an item or range of items.

5. SPECIAL INFORMATION.

a. USABLE ON CODE. The usable on code appears in the lower left corner of the Description Column heading. Usable on codes are shown as "UOC:.." in the Description Column (justified left) on the last line of the applicable item description/nomenclature. Uncoded items are applicable to all models.

b. FABRICATION INSTRUCTIONS. Bulk materials required to manufacture items are listed in the Bulk Material Functional Group of this RPSTL. Part numbers for bulk materials are also referenced in the description column of the line entry for the item to be manufactured/fabricated. Detailed fabrication instructions for items source coded to be manufactured or fabricated are found in TM 10-3530-207-14.

c. INDEX NUMBERS. Items which have the word BULK in the figure column will have an index number shown in the item number column. This index number is a cross-reference between the National Stock Number/Part Number Index and the bulk material list in Section II.

d. ASSOCIATED PUBLICATIONS. The publications listed below pertain to the Clothing Repair Shop and its components.

<u>Publication</u>	<u>Short Title</u>
TM 10-3530-207-14	Clothing Repair Shop, Trailer Mounted

6. HOW TO LOCATE REPAIR PARTS.

a. When National Stock Numbers or Part Numbers are NOT Known.

(1) First. Using the table of contents, determine the assembly or subassembly group to which the item belongs. This is necessary since figures are prepared for assembly groups and subassembly groups, and listings are divided into the same groups.

(2) Second. Find the figure covering the assembly group or subassembly group to which the item belongs.

(3) Third. Identify the item on the figure and use the Figure and Item Number Index to find the NSN.

b. When National Stock Number or Part Number is Known.

(1) First. Using the of National Stock Number and Part Number Indexes find the pertinent National Stock Number or Part Number. The NSN index is in National Item Identification Number (NIIN) sequence (see paragraph 4.a.). The part numbers in the Part Number index are listed in ascending alphanumeric sequence (see paragraph 4.b.). Both indexes cross-reference you to the illustration/figure and item number of the item you are looking for.

(2) Second. Turn to the figure and item number, verify that the item is the one you are looking for, then locate the item number in the repair parts list for the figure.

7. ABBREVIATIONS. Abbreviations used in this manual are listed in MIL-STD-12.

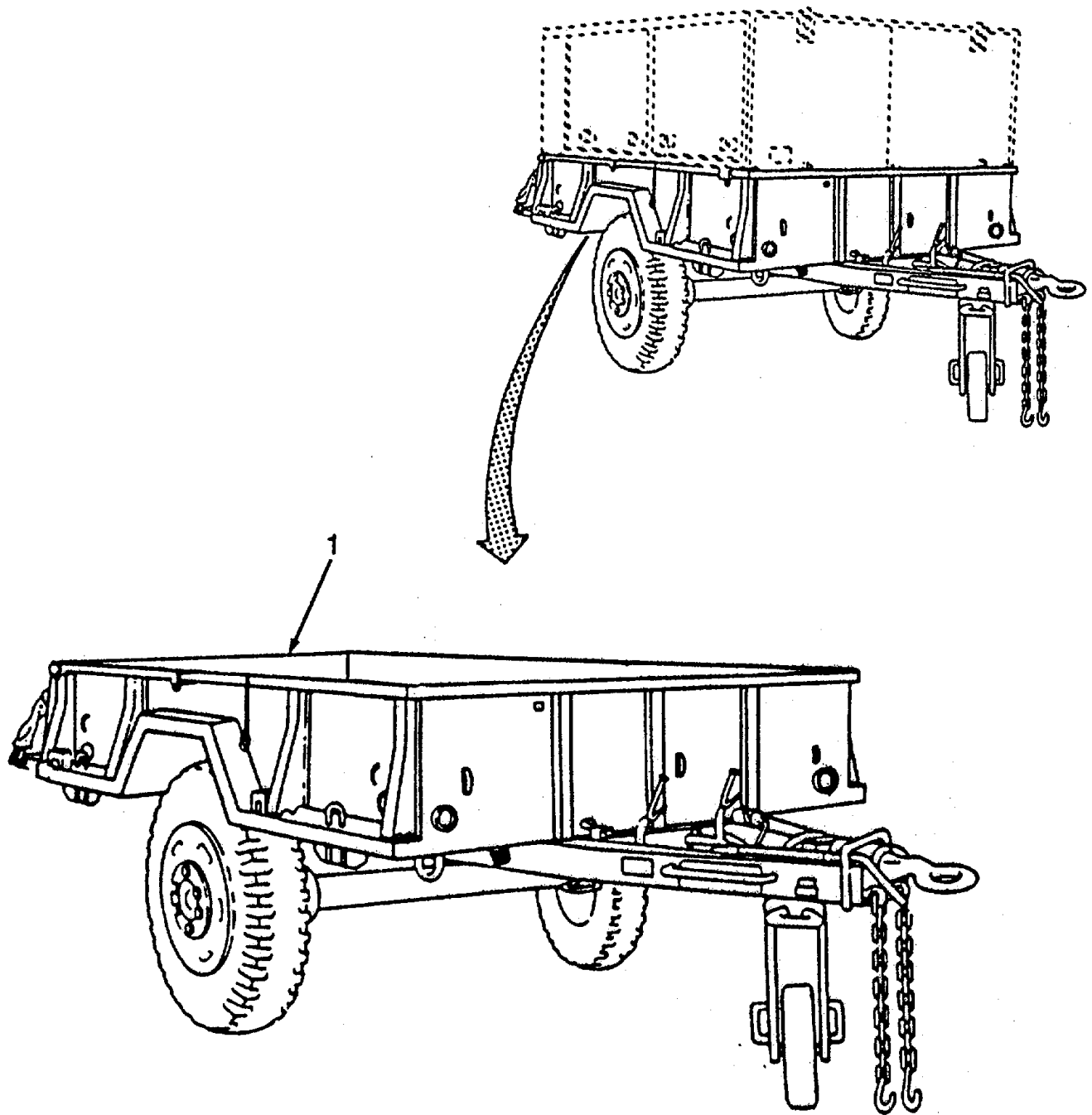


Figure 1. Trailer, 1 1/2 Ton

SECTION II TM10-3530-207-24P

(1) ITEM NO	(2) SMR CODE	(3) CAGEC	(4) PART NUMBER	(5) DESCRIPTION AND USABLE ON CODES(UOC)	(6) QTY
-------------------	--------------------	--------------	-----------------------	---	------------

GROUP 01 TRAILER, CARGO

FIG. 1 TRAILER, 1 1/2 TON

1	PDOFF	19207	M105A2	TRAILER, CARGO SEE TM9-2330-213-24P FOR DETAILED BREAKDOWN.	1
---	-------	-------	--------	---	---

END OF FIGURE

1
2 THRU 11

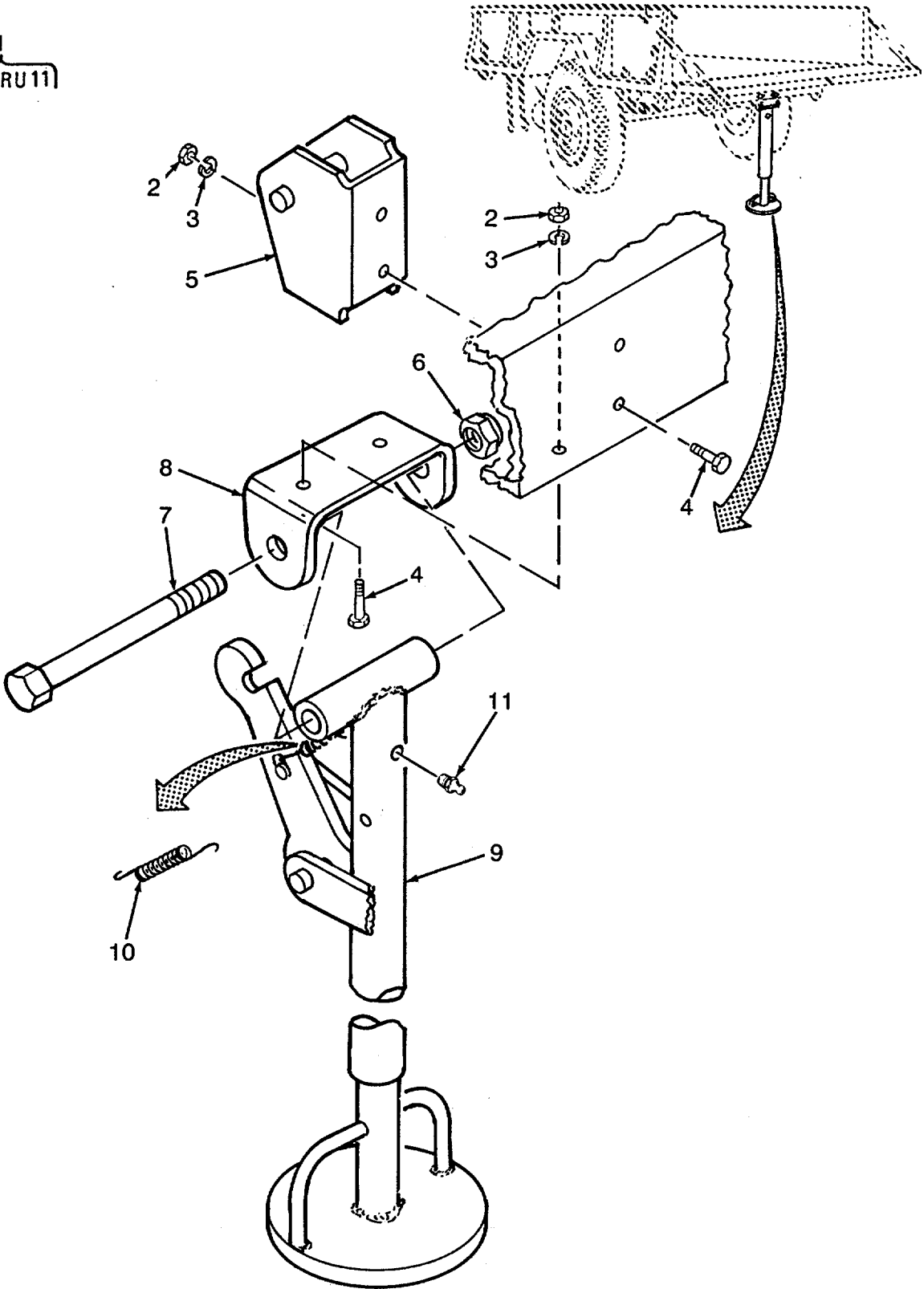


Figure 2. Leg Support, Trailer

SECTION II

TM10-3530-207-24P

(1) ITEM NO	(2) SMR CODE	(3) CAGEC	(4) PART NUMBER	(5) DESCRIPTION AND USABLE ON CODES(UOC)	(6) QTY
GROUP 02 SUPPORT LEG ASSEMBLY					
FIG. 2 LEG SUPPORT, TRAILER					
1	PAOOZ	19207	8681929	LEG, SEMITRAILER RET.....	1
2	XDOZZ	96906	MS35690-622	.NUT, PLAIN.....	4
3	XDOZZ	96906	MS35338-27	.WASHER, LOCK.....	4
4	XDOZZ	96906	MS90726-60	.SCREW, CAP, HEXAGON H.....	4
5	XDOZZ	19207	8681994	.BRACKET	1
6	XDOZZ	96906	MS51227-57	.NUT.....	1
7	XDOZZ	96906	MS90725-201	.SCREW	1
8	XDOZZ	19207	8681933	.BRACKET, EYE, NONROTA.....	1
9	XDOZZ	19207	8681930	.SUPPORT LEG	1
10	XDOZZ	19207	8681937	.SPRING, HELICAL EXT	2
11	XDOZZ	96906	MS15001-1	.FITTING, LUBRICATION.....	1

END OF FIGURE

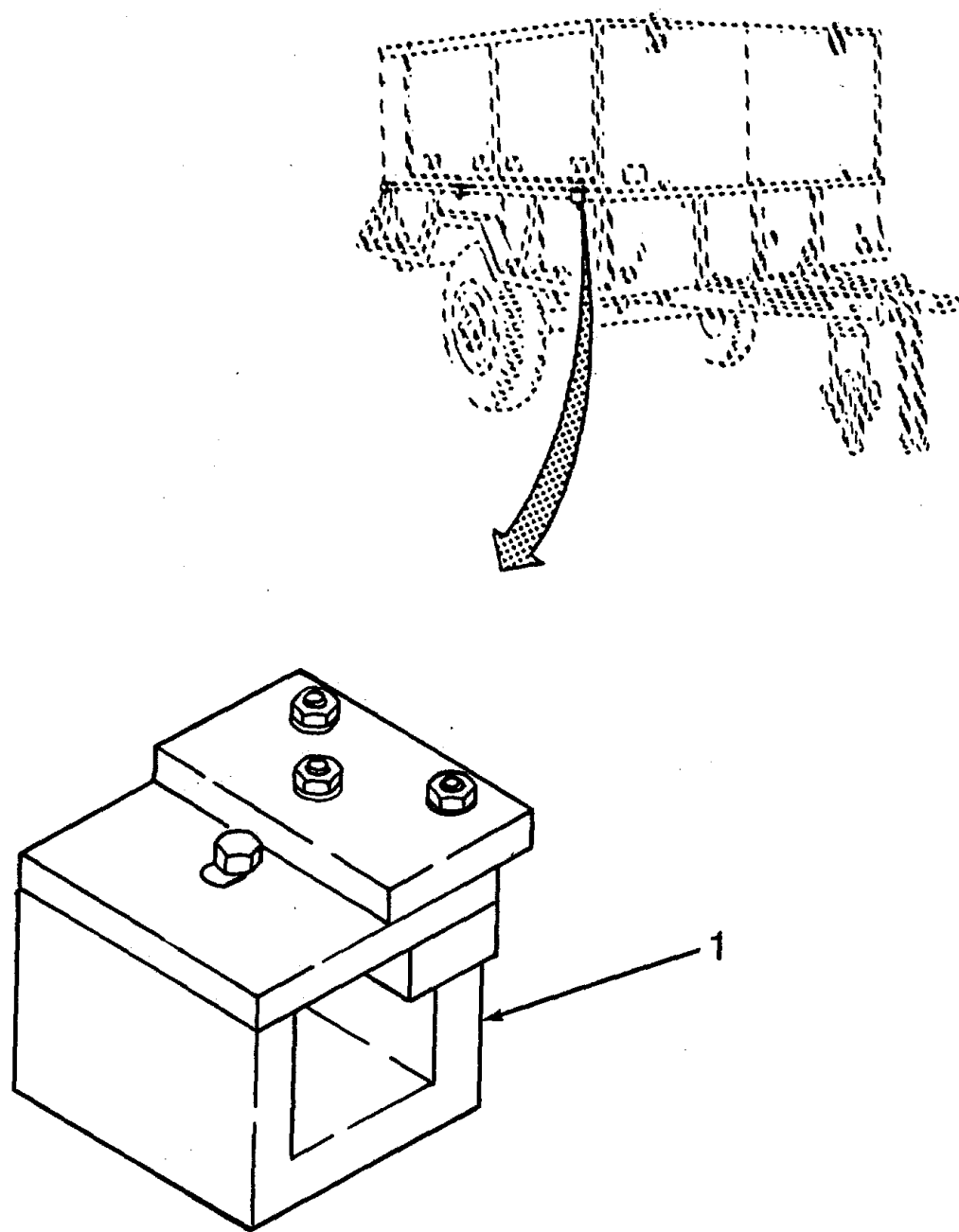


Figure 3. Cabinet Holddown Clamp

SECTION II

TM10-3530-207-24P

(1) ITEM NO	(2) SMR CODE	(3) CAGEC	(4) PART NUMBER	(5) DESCRIPTION AND USABLE ON CODES(UOC)	(6) QTY
				GROUP 03 HOLDDOWN CLAMP ASSEMBLY	
				FIG. 3 CABINET HOLDDOWN CLAMP	
1	XDOZZ	81337	6-1-9761	CLAMP, HOLDDOWN ASSY.....	6

END OF FIGURE

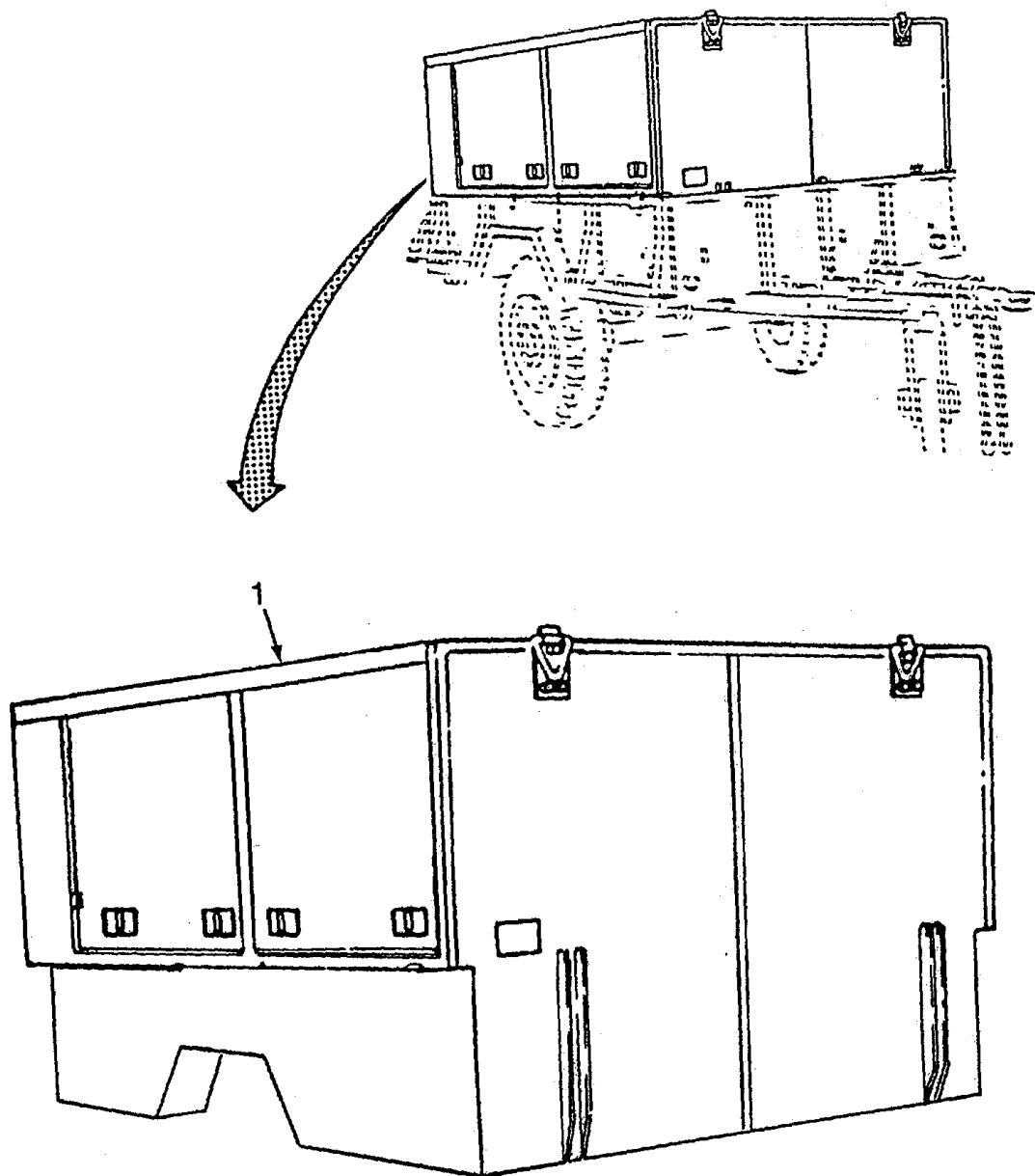


Figure 4. Cabinet Assembly

SECTION II

TM10-3530-207-24P

(1) ITEM NO	(2) SMR CODE	(3) CAGEC	(4) PART NUMBER	(5) DESCRIPTION AND USABLE ON CODES(UOC)	(6) QTY
				GROUP 04 CABINET ASSEMBLY	
				FIG. 4 CABINET ASSEMBLY	
1	XDFHH	81337	6-1-9703	CABINET ASSEMBLY	1

END OF FIGURE

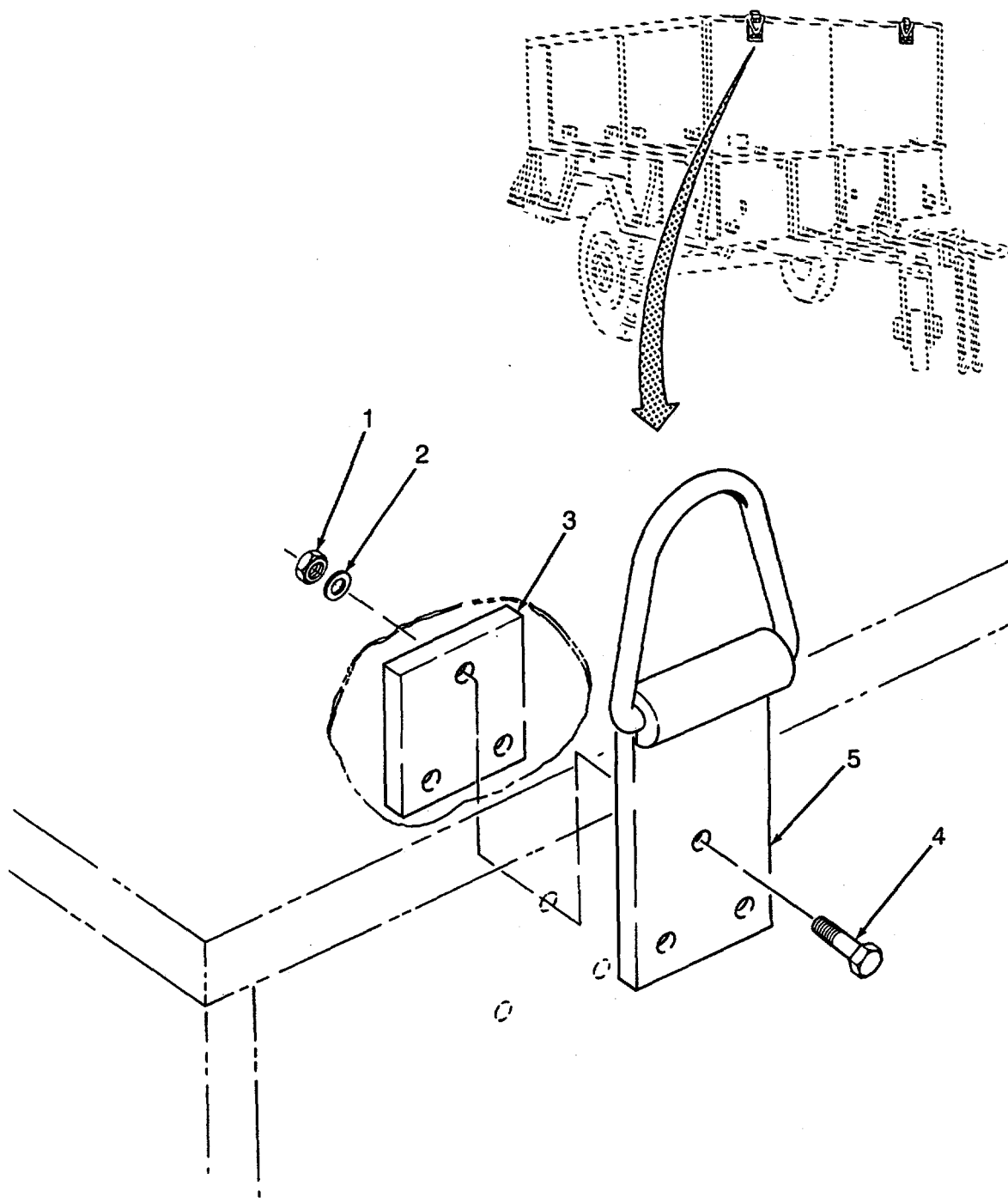


Figure 5. Backing Plate and Lifting Eye

SECTION II

TM10-3530-207-24P

(1) ITEM NO	(2) SMR CODE	(3) CAGEC	(4) PART NUMBER	(5) DESCRIPTION AND USABLE ON CODES(UOC)	(6) QTY
GROUP 04 CABINET ASSEMBLY					
FIG. 5. BACKING PLATE AND LIFTING EYE					
1	XDOZZ	96906	MS16228-8C	.NUT, SELF-LOCKING, HE	12
2	XDOZZ	96906	MS15795-818	.WASHER, FLAT	12
3	XDOZZ	81337	6-1-9757	.PLATE, BACKING	4
4	XDOZZ	96906	MS35307-414	.SCREW, CAP, HEXAGON H	12
5	XDOZZ	81337	6-1-9752	.LIFTING EYE	4

END OF FIGURE

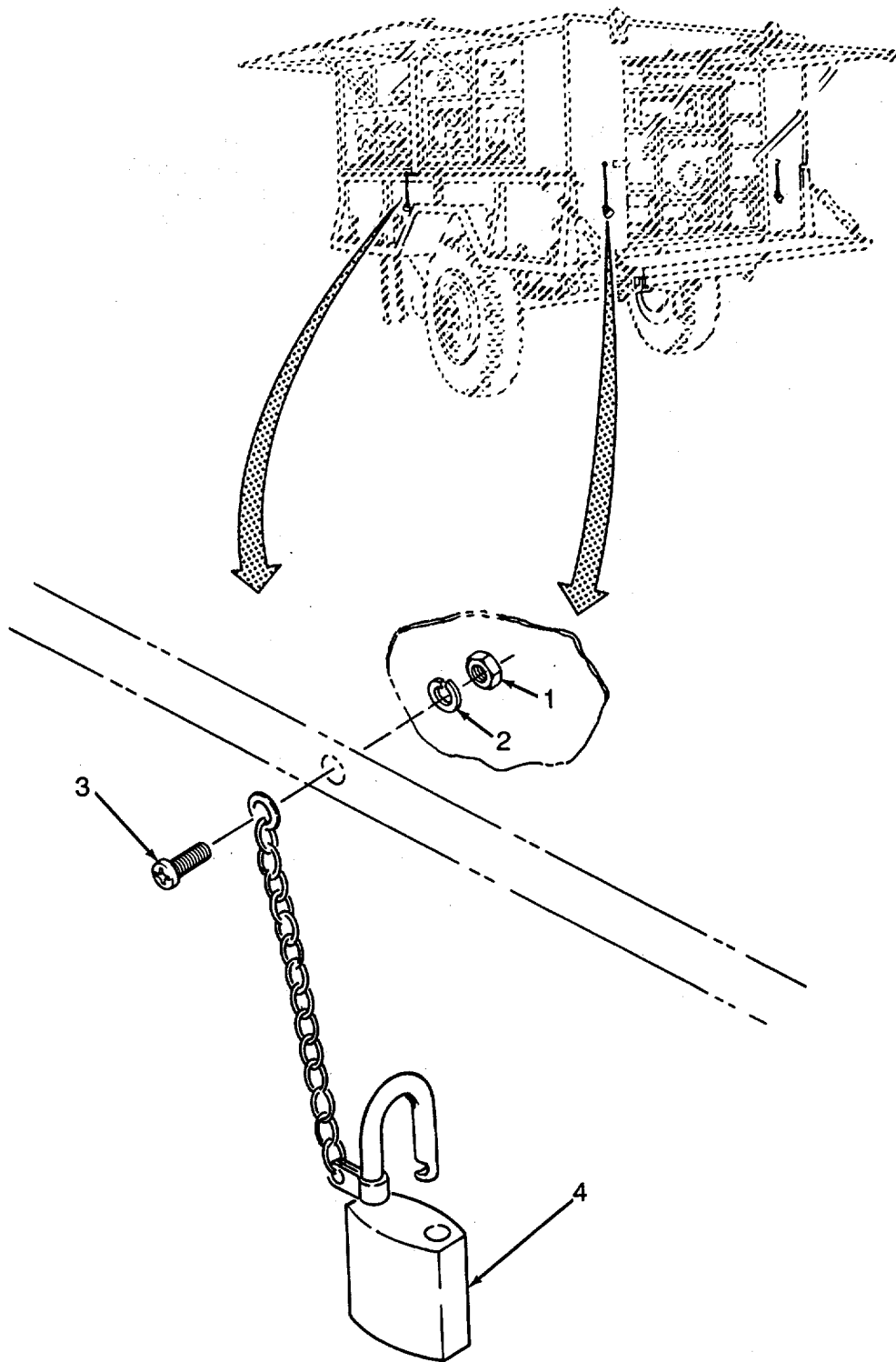


Figure 6. Padlocks

SECTION II

TM10-3530-207-24P

(1) ITEM NO	(2) SMR CODE	(3) CAGEC	(4) PART NUMBER	(5) DESCRIPTION AND USABLE ON CODES(UOC)	(6) QTY
GROUP 04 CABINET ASSEMBLY					
FIG. 6 PADLOCKS					
1	XDOZZ	96906	MS35649-2255	.NUT, PLAIN, HEXAGON	4
2	XDOZZ	96906	MS35338-44	.WASHER, LOCK	4
3	XDOZZ	96906	MS35214-71	.SCREW, MACHINE	4
4	PAOZZ	96906	MS21313-162	.PADLOCK SET	4

END OF FIGURE

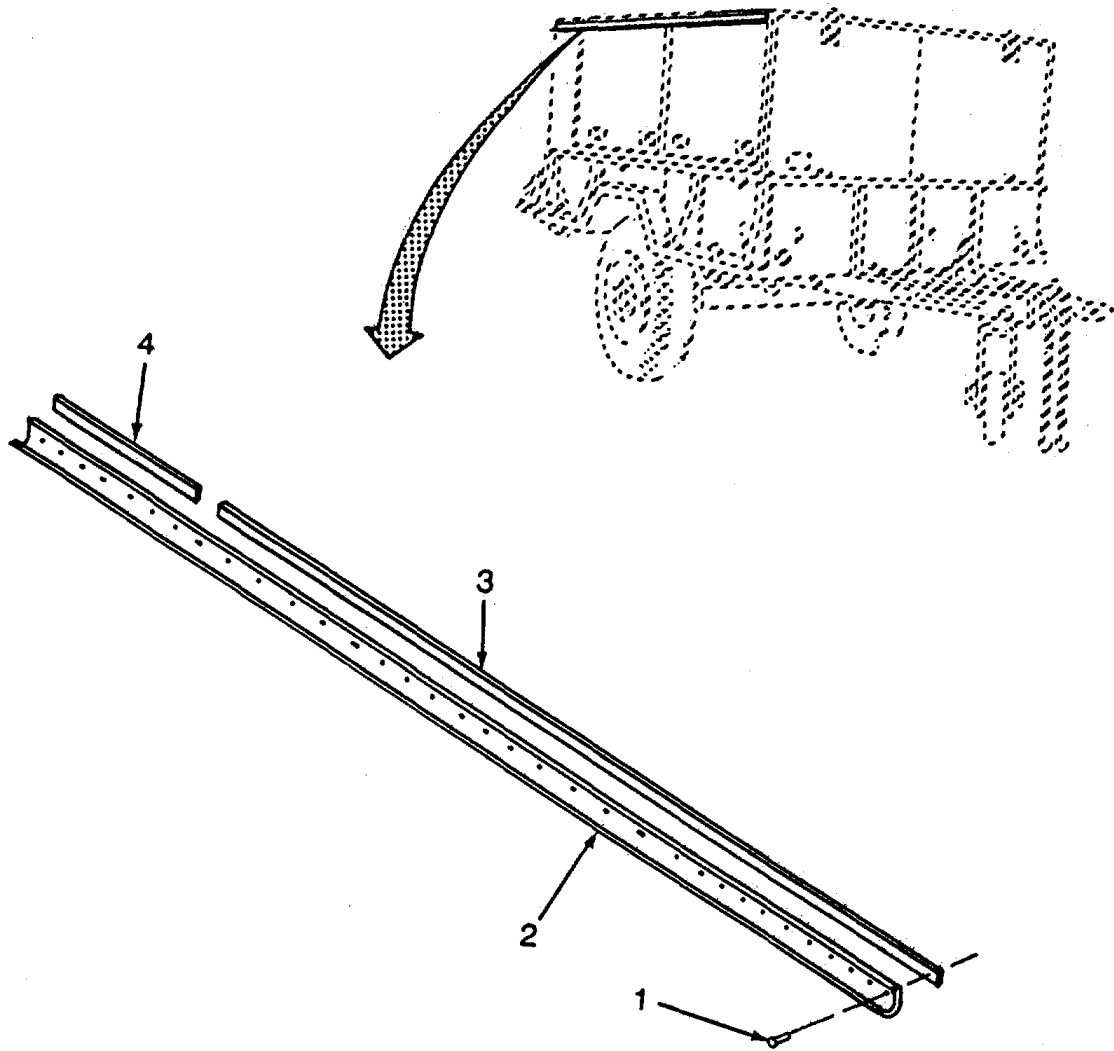


Figure 7. Side Drip Edge

SECTION II

TM10-3530-207-24P

(1) ITEM NO	(2) SMR CODE	(3) CAGEC	(4) PART NUMBER	(5) DESCRIPTION AND USABLE ON CODES(UOC)	(6) QTY
GROUP 04 CABINET ASSEMBLY					
FIG. 7 SIDE DRIP EDGE					
1	XDFZZ	81349	M24243/6-A606F	.RIVET, BLIND	36
2	XDFZZ	81337	6-1-9738	.DRIP EDGE SIDE	2
3	XDFZZ	81337	6-1-9703-44	.SPACER.....	2
4	XDFZZ	81337	6-1-9703-43	.SPACER.....	2

END OF FIGURE

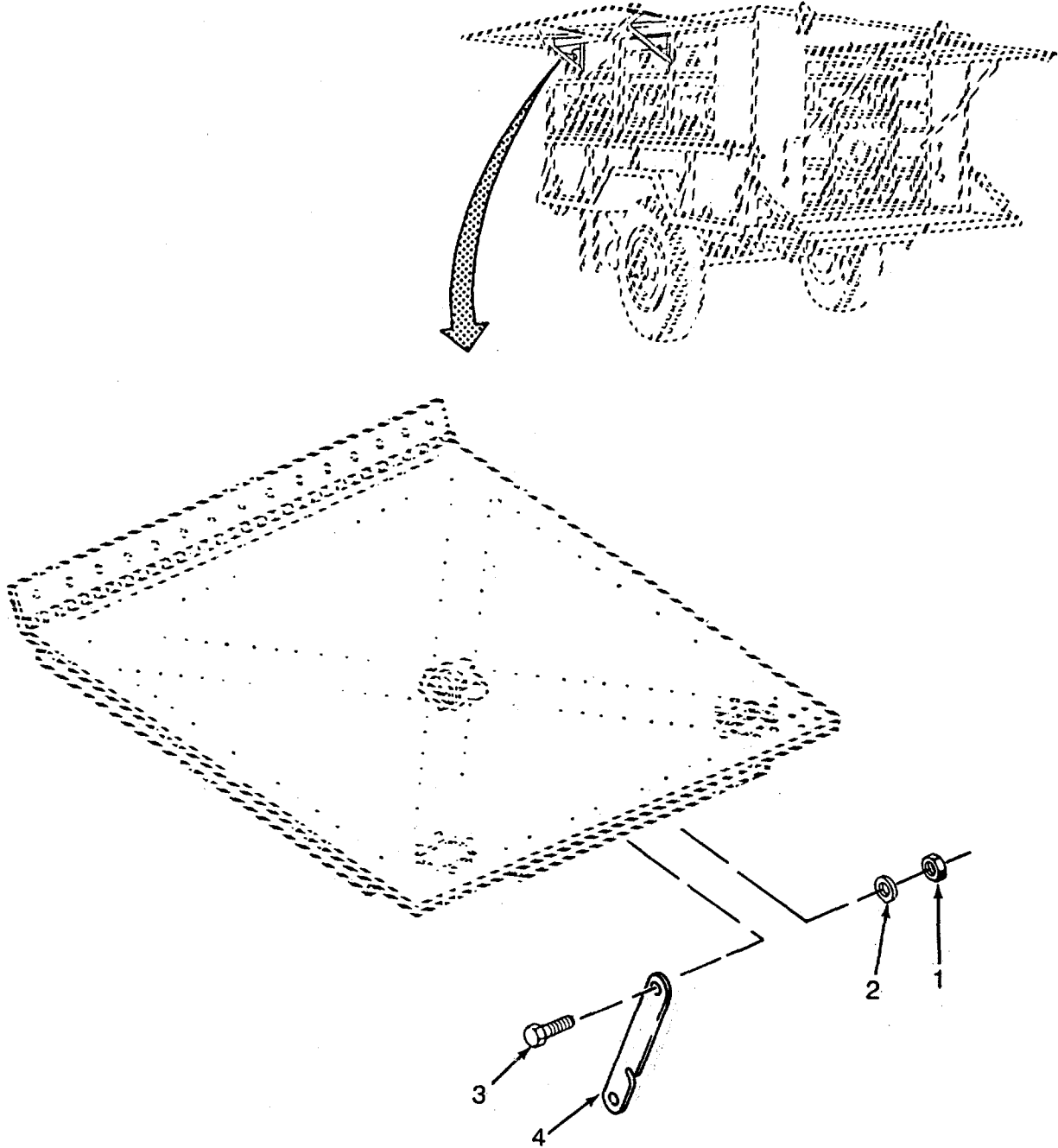


Figure 8. Side Door Stay

SECTION II

TM10-3530-207-24P

(1) ITEM NO	(2) SMR CODE	(3) CAGEC	(4) PART NUMBER	(5) DESCRIPTION AND USABLE ON CODES(UOC)	(6) QTY
GROUP 04 CABINET ASSEMBLY					
FIG. 8 SIDE DOOR STAY					
1	XDOZZ	96906	MS51922-17	.NUT, SELF-LOCKING, HE	4
2	XDOZZ	96906	MS27183-14	.WASHER, FLAT	4
3	XDOZZ	96906	MS90725-64	.SCREW, HEX HD.....	4
4	XDOZZ	81337	6-1-9513	.DOOR STAY	4

END OF FIGURE

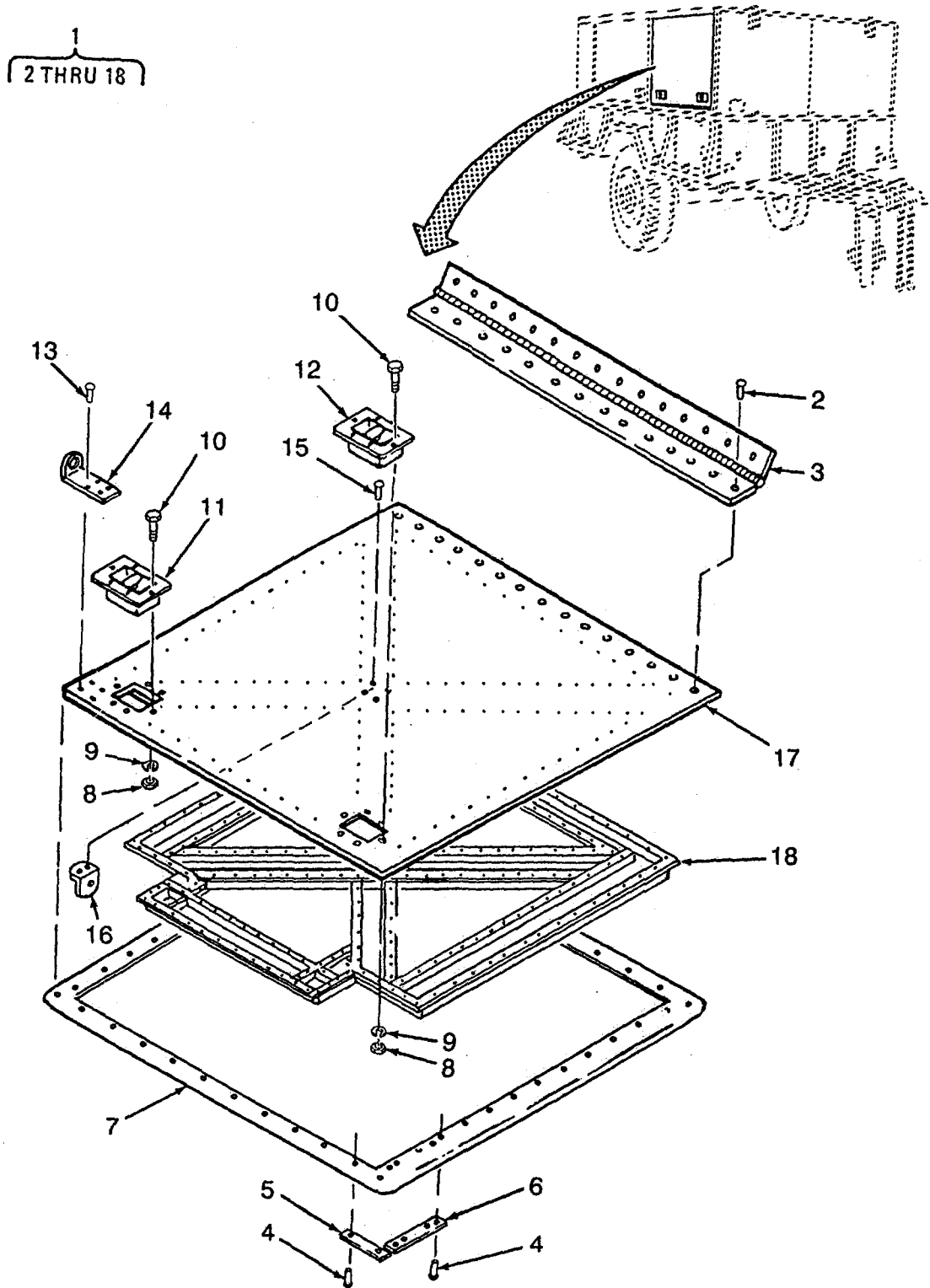


Figure 9. Front Side Door Assembly (Curb Side)

SECTION II

TM10-3530-207-24P

(1) ITEM NO	(2) SMR CODE	(3) CAGEC	(4) PART NUMBER	(5) DESCRIPTION AND USABLE ON CODES(UOC)	(6) QTY
GROUP 04 CABINET ASSEMBLY					
FIG. 9 FRONT SIDE DOOR ASSEMBLY (CURB SIDE)					
1	XDFHH	81337	6-1-9731-2	..DOOR, FRONT SIDE	1
2	XDFZZ	96906	MS20426B6-8	..RIVET, SOLID	14
3	MFFZZ	81337	6-1-9731-14	..HINGE, BUTT MAKE FROM BULK P/N	1
				MS35823-6A, CUT 40.75 IN LG.....	
4	XDFZZ	81349	M24243/6-A606H	..RIVET, BLIND	46
5	XDFZZ	81337	6-1-9510	..STRAP, RETAINING	2
6	XDFZZ	81337	6-1-9512	..STRAP, RETAINING	2
7	MFFZZ	81337	6-1-9731-05	..GASKET, NONMETALLIC MAKE FROM..... V	
				BULK P/N NX-504B1, CUT TO LG	
8	XDFZZ	96906	MS35649-282	..NUT, PLAIN, HEXAGO N	12
9	XDFZZ	96906	MS35338-42	..WASHER, LOCK	12
10	XDFZZ	96906	MS35206-244	..SCREW, MACHINE.....	12
11	XDFZZ	81337	6-1-9744-1	..LOCK, LEFT	1
12	XDFZZ	81337	6-1-9744-2	..LOCK, RIGHT	1
13	XDFZZ	07707	AD64H	..RIVET, BLIND	4
14	XDFZZ	81337	6-1-9541	..LATCH	1
15	XDFZZ	07707	AD86H	..RIVET, BLIND	4
16	XDFZZ	81337	6-1-9743	..BRACKET, DOOR STAY.....	2
17	XDFZZ	81337	6-1-9732	..PANEL, DO OR	1
18	XDFZZ	81337	6-1-9734	..FRAME, DOOR	1

END OF FIGURE

1
2 THRU 18

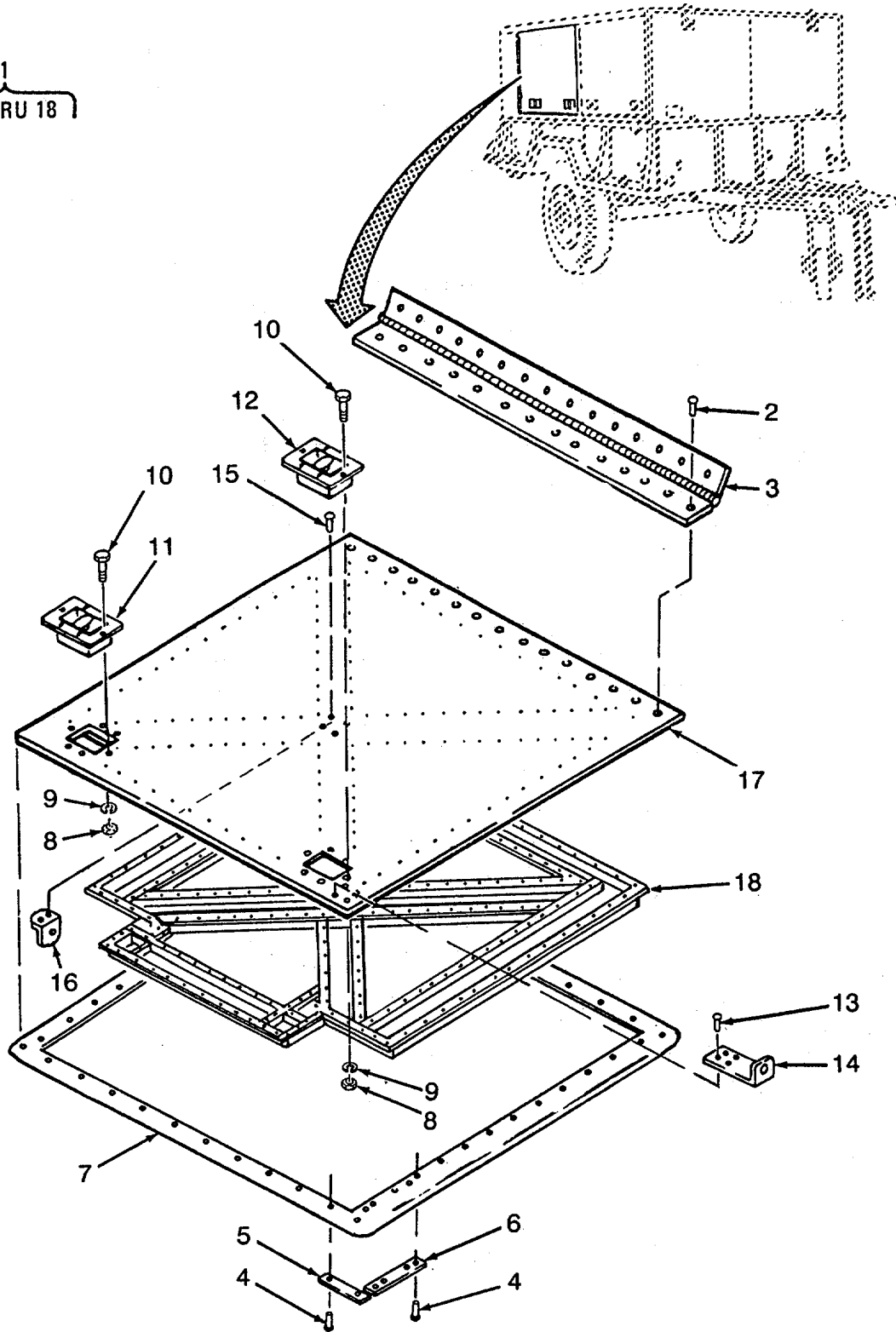


Figure 10. Rear Side Door Assembly (Curb Side)

SECTION II

TM10-3530-207-24P

(1) ITEM NO	(2) SMR CODE	(3) CAGEC	(4) PART NUMBER	(5) DESCRIPTION AND USABLE ON CODES(UOC)	(6) QTY
GROUP 04 CABINET ASSEMBLY					
FIG. 10 REAR SIDE DOOR ASSEMBLY (CURB SIDE)					
1	XDFHH	81337	6-1-9726-2	..DOOR, ASSY REAR	1
2	XDFZZ	96906	MS20426B6-8	..RIVET, SOLID	17
3	MFFZZ	81337	6-1-9726-14	..HINGE BUTT MAKE FROM BULK P/N	1
				MS358236A, CUT 40.75 IN LG.....	
4	XDFZZ	81349	M24243/6-A606H	..RIVET, BLIND	46
5	XDFZZ	81337	6-1-9510	..STRAP, RETAINING	2
6	XDFZZ	81337	6-1-9512	..STRAP, RETAINING	2
7	MFFZZ	81337	6-1-9726-05	..GASKET, NONMETALLIC MAKE FROM..... V	
				BULK P/N NX-504B1, CUT TO LG	
8	XDFZZ	96906	MS35649-282	..NUT, PLAIN, HEXAGON	12
9	XDFZZ	96906	MS35338-42	..WASHER, LOCK.....	12
10	XDFZZ	96906	MS35206-244	..SCREW, MACHINE	12
11	XDFZZ	81337	6-1-9744-1	..LOCK, LEFT	1
12	XDFZZ	81337	6-1-9744-2	..LOCK, RIGHT	1
13	XDFZZ	07707	AD64H	..RIVET, BLIND	4
14	XDFZZ	81337	6-1-9541	..LATCH, SIDE	1
15	XDFZZ	07707	AD86H	..RIVET, BLIND	4
16	XDFZZ	81337	6-1-9743	..BRACKET, STAY	2
17	XDFZZ	81337	6-1-9727	..PANEL, DOOR.....	1
18	XDFZZ	81337	6-1-9729	..FRAME, DOOR	1

END OF FIGURE

1
2 THRU 18

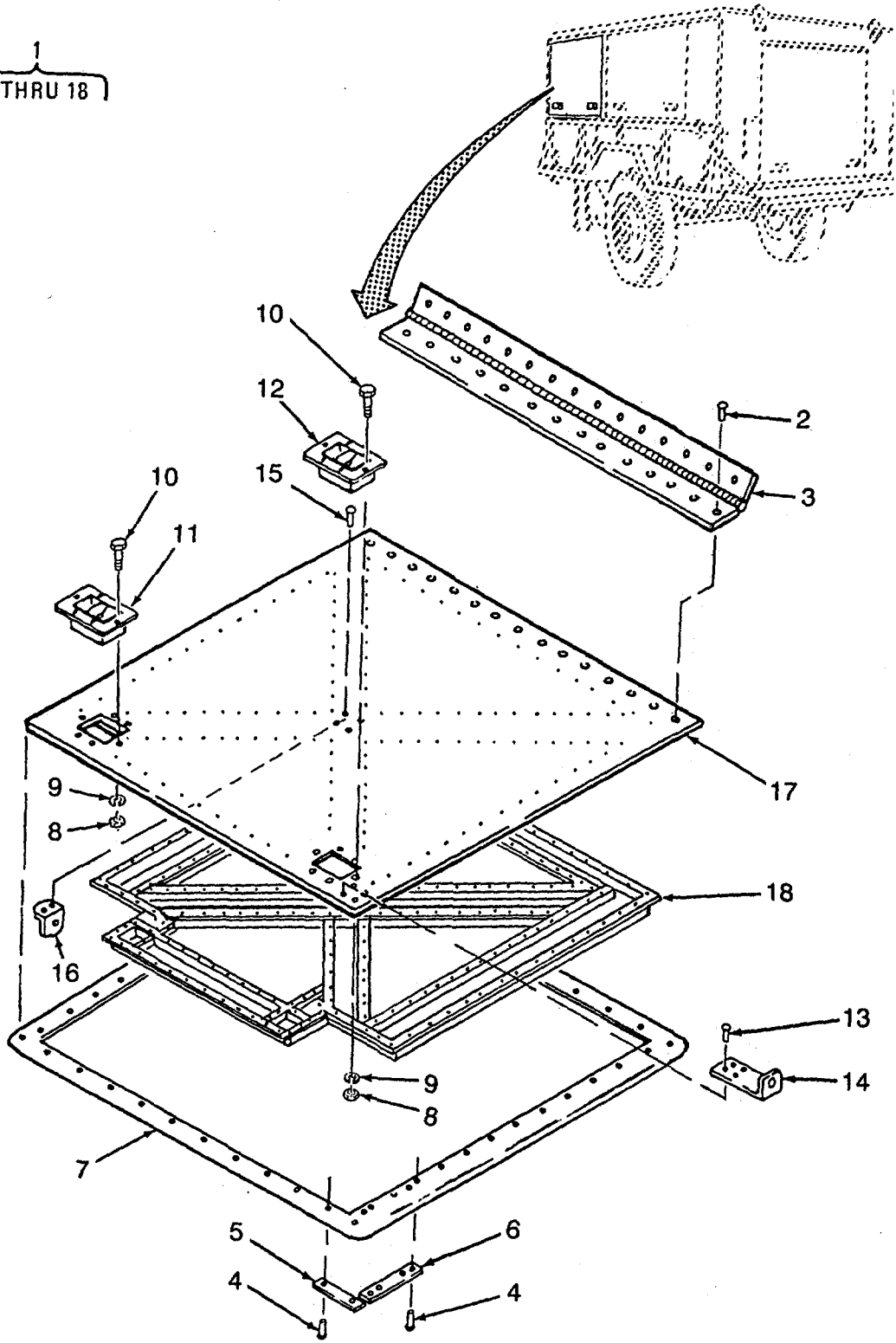


Figure 11. Side Front Door Assembly (Street Side)

SECTION II

TM10-3530-207-24P

(1) ITEM NO	(2) SMR CODE	(3) CAGEC	(4) PART NUMBER	(5) DESCRIPTION AND USABLE ON CODES(UOC)	(6) QTY
GROUP 04 CABINET ASSEMBLY					
FIG. 11 SIDE FRONT DOOR ASSEMBLY (STREET SIDE)					
1	XDFHH	81337	6-1-9731-1	..DOOR ASSY, SIDE	1
2	XDFZZ	96906	MS20426B6-8	..RIVET, SOLID	14
3	MFFZZ	81337	6-1-9731-14	..HINGE, BUTT MAKE FROM BULK P/N	1
				MS35823-6A, CUT 40.75 IN LG.....	
4	XDFZZ	81349	M24243/6-A606H	..RIVET, BLIND	46
5	XDFZZ	81337	6-1-9510	..STRAP, RETAINING	2
6	XDFZZ	81337	6-1-9512	..STRAP, RETAINING	2
7	MFFZZ	81337	6-1-9731-05	..GASKET, NONMETALLIC MAKE FROM..... V BULK P/N NX-504B1, CUT TO LG	
8	XDFZZ	96906	MS35649-282	..NUT, PLAIN, HEXAGON	12
9	XDFZZ	96906	MS35338-42	..WASHER, LOCK	2
10	XDFZZ	96906	MS35206-244	..SCREW, MACHINE	12
11	XDFZZ	81337	6-1-9744-1	..LOCK, LEFT	1
12	XDFZZ	81337	6-1-9744-2	..LOCK, RIGHT	1
13	XDFZZ	07707	AD64H	..RIVET, BLIND	36
14	XDFZZ	81337	6-1-9541	..LATCH, SIDE DOOR.....	1
15	XDFZZ	07707	AD86H	..RIVET, BLIND	4
16	XDFZZ	81337	6-1-9743	..BRACKET, STAY	2
17	XDFZZ	81337	6-1-9732	..PANEL DOOR.....	1
18	XDFZZ	81337	6-1-9734	..FRAME, DOOR	1

END OF FIGURE

1
2 THRU 18

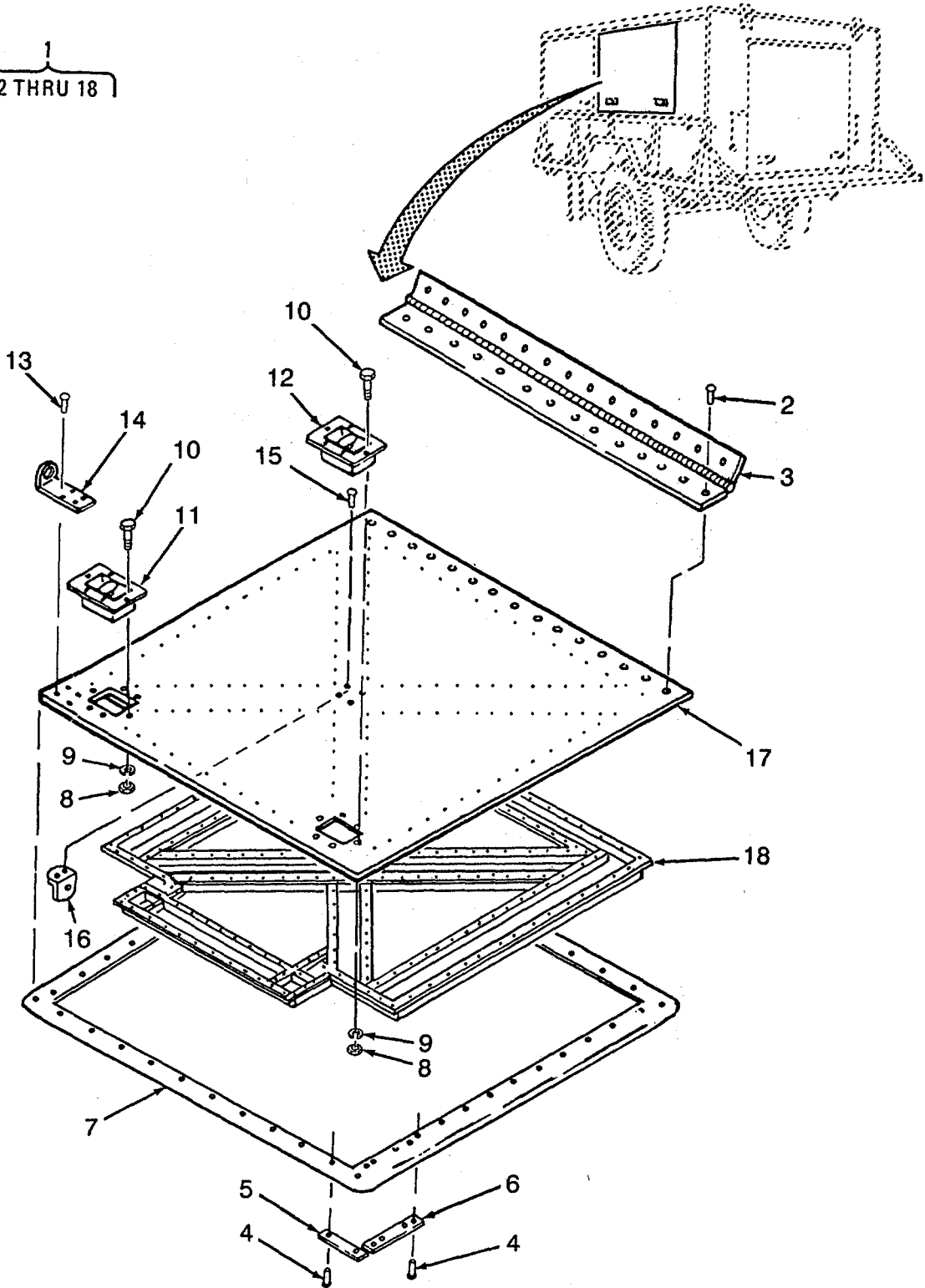


Figure 12. Rear Side Door Assembly (Street Side)

SECTION II

TM10-3530-207-24P

(1) ITEM NO	(2) SMR CODE	(3) CAGEC	(4) PART NUMBER	(5) DESCRIPTION AND USABLE ON CODES(UOC)	(6) QTY
GROUP 04 CABINET ASSEMBLY					
FIG. 12 SIDE FRONT DOOR ASSEMBLY (STREET SIDE)					
1	XDFHH	81337	6-1-9726-1	..DOOR, ASSY REAR SIDE	1
2	XDFZZ	96906	MS20426B6-8	..RIVET, SOLID	17
3	MFFZZ	81337	6-1-9731-14	..HINGE, BUTT MAKE FROM BULK P/N	1
				MS35823-6A, CUT 40.75 IN LG.....	
4	XDFZZ	81349	M24243/6-A606H	..RIVET, BLIND	46
5	XDFZZ	81337	6-1-9510	..STRAP, RETAINING	2
6	XDFZZ	81337	6-1-9512	..STRAP, RETAINING	2
7	MFFZZ	81337	6-1-9726-05	..GASKET, NONMETALLIC MAKE FROM..... V BULK P/N NX-504B1, CUT TO LG	
8	XDFZZ	96906	MS35649-282	..NUT, PLAIN, HEXAGON	12
9	XDFZZ	96906	MS35338-42	..WASHER, LOCK	12
10	XDFZZ	96906	MS35206-244	..SCREW, MACHINE	12
11	XDFZZ	81337	6-1-9744-1	..LOCK, LEFT	1
12	XDFZZ	81337	6-1-9744-2	..LOCK, RIGHT	1
13	XDFZZ	07707	AD64H	..RIVET, BLIND	1
14	XDFZZ	81337	6-1-9541	..LATCH, DOOR	1
15	XDFZZ	07707	AD86H	..RIVET, BLIND	4
16	XDFZZ	81337	6-1-9743	..BRACKET, STAY	2
17	XDFZZ	81337	6-1-9727	..PANEL	1
18	XDFZZ	81337	6-1-9729	..FRAME, DOOR	1

END OF FIGURE

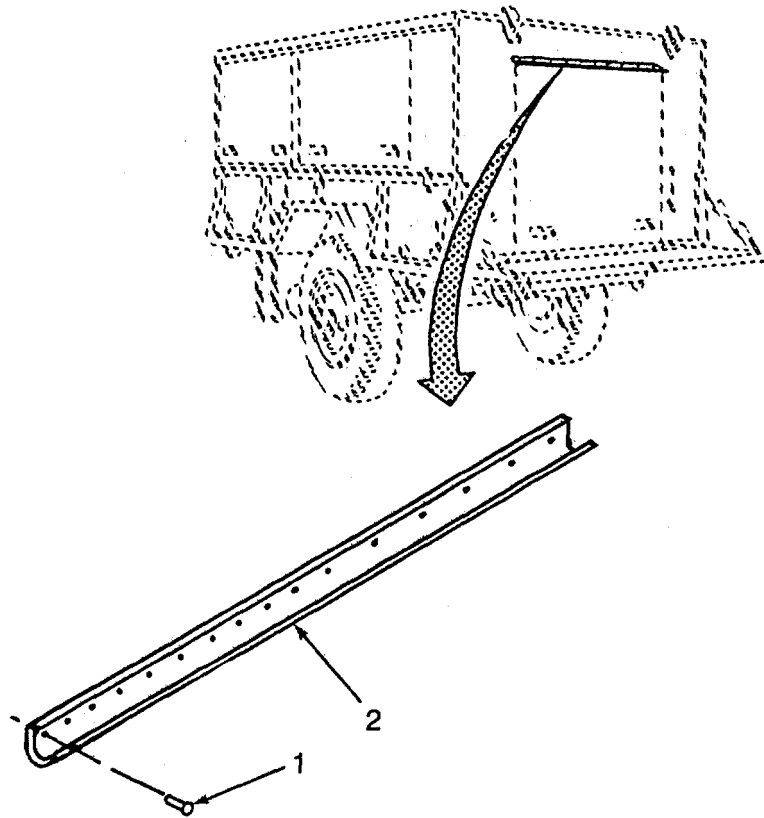


Figure 13. Rear Drip Edge

SECTION II TM10-3530-207-24P

(1)	(2)	(3)	(4)	(5)	(6)
ITEM	SMR		PART		
NO	CODE	CAGEC	NUMBER	DESCRIPTION AND USABLE ON CODES(UOC)	QTY

GROUP 04 CABINET ASSEMBLY

FIG. 13 REAR DRIP EDGE

1	XDFZZ	81349	M24243/6-A606F	.RIVET, BLIND	24
2	XDFZZ	81337	6-1-9739	.DRIP EDGE, REAR.....	1

END OF FIGURE

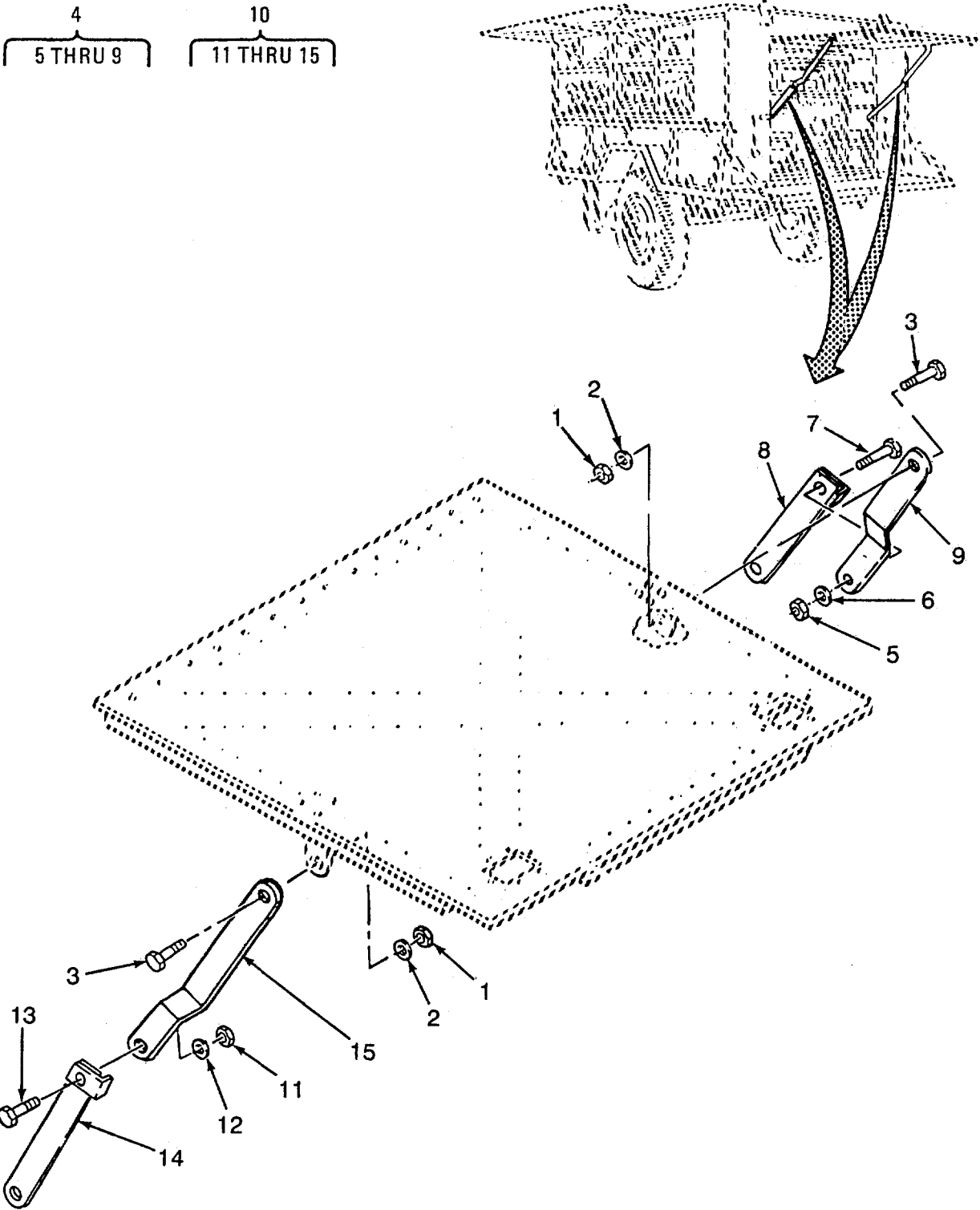


Figure 14. Rear Door Stay

SECTION II

TM10-3530-207-24P

(1) ITEM NO	(2) SMR CODE	(3) CAGEC	(4) PART NUMBER	(5) DESCRIPTION AND USABLE ON CODES(UOC)	(6) QTY
GROUP 04 CABINET ASSEMBLY					
FIG. 14 REAR DOOR STAY ASSEMBLY					
1	XDFZZ	96906	MS51922-17	.NUT, SELF-LOCKING, HE	4
2	XDFZZ	96906	MS27183-14	.WASHER, FLAT	4
3	XDFZZ	96906	MS90725-61	.SCREW	4
4	XDFFF	81337	6-1-9746-1	.STAY, DOOR	1
5	XDFZZ	96906	MS51922-17	..NUT, SELF-LOCKING, HE	1
6	XDFZZ	96906	MS27183-14	..WASHER, FLAT	1
7	XDFZZ	80204	B1821BH038C125N	..SCREW, CAP, HEXAGON H.....	1
8	XDFZZ	81337	6-1-9747	..REAR ARM	1
9	XDFZZ	81337	6-1-9518	..STAY, ARM	1
10	XDFFF	81337	6-1-9746-2	..DOOR STAY, REAR	1
11	XDFZZ	96906	MS51922-17	..NUT, SELF-LOCKING, HE	1
12	XDFZZ	96906	MS27183-14	..WASHER, FLAT	1
13	XDFZZ	80204	B1821BH038C125N	..SCREW, CAP, HEXAGON H	1
14	XDFZZ	81337	6-1-9747	..STAY, ARM	1
15	XDFZZ	81337	6-1-9518	..STAY, ARM.....	1

END OF FIGURE

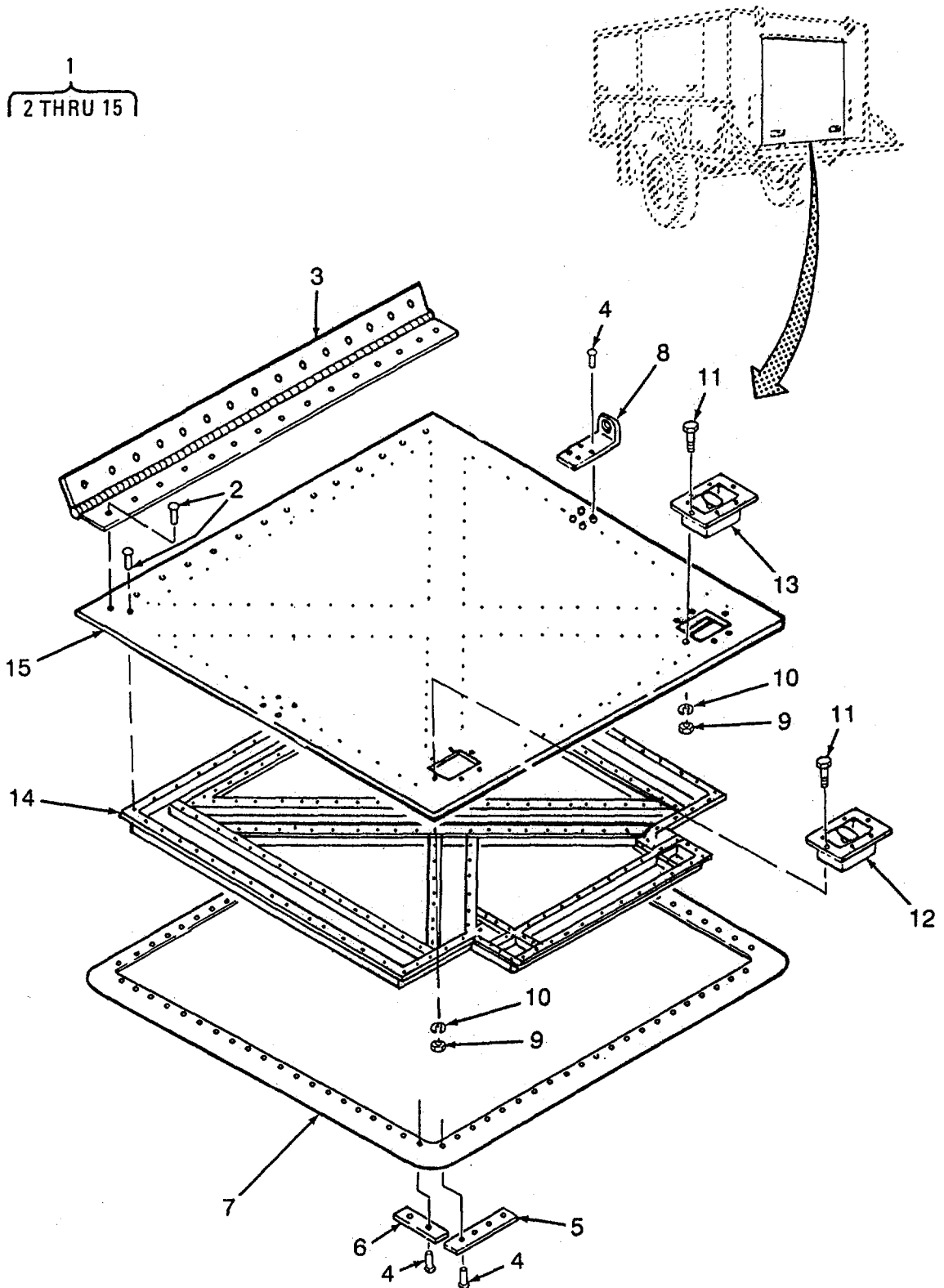


Figure 15. Rear Door Assembly

SECTION II

TM10-3530-207-24P

(1) ITEM NO	(2) SMR CODE	(3) CAGEC	(4) PART NUMBER	(5) DESCRIPTION AND USABLE ON CODES(UOC)	(6) QTY
GROUP 04 CABINET ASSEMBLY					
FIG. 15 REAR DOOR ASSEMBLY					
1	XDFHH	81337	6-1-9721	..DOOR, REAR ASSY	1
2	XDFZZ	96906	MS20426B6-8	..RIVET, SOLID	16
3	MFFZZ	81337	6-1-9721-03	..HINGE, BUTT MAKE FROM BULK P/N	1
				MS35823-6A, CUT 46.56 IN LG.....	
4	XDFZZ	81349	M24243/6-A606H	..RIVET, BLIND	54
5	XDFZZ	81337	6-1-9509	..STRAP	1
6	XDFZZ	81337	6-1-9507	..STRAP, GASKET	1
7	MFFZZ	81337	6-1-9721-06	..GASKET MAKE FROM BULK P/N NX-..... V	
				504B1, CUT TO LG	
8	XDFZZ	81337	6-1-9540	..LATCH, REAR DOOR	1
9	XDFZZ	96906	MS35649-282	..NUT, PLAIN, HEXAGON	12
10	XDFZZ	96906	MS35338-42	..WASHER, LOCK.....	12
11	XDFZZ	96906	MS35206-244	..SCREW, MACHINE	12
12	XDFZZ	81337	6-1-9744-1	..LOCK, LEFT	1
13	XDOZZ	81337	6-1-9744-2	..LOCK, RIGHT	1
14	XDFZZ	81337	6-1-9723	..FRAME CHANNEL, DOOR	1
15	XDFZZ	81337	6-1-9724	..FRAME, DOOR REAR	1

END OF FIGURE

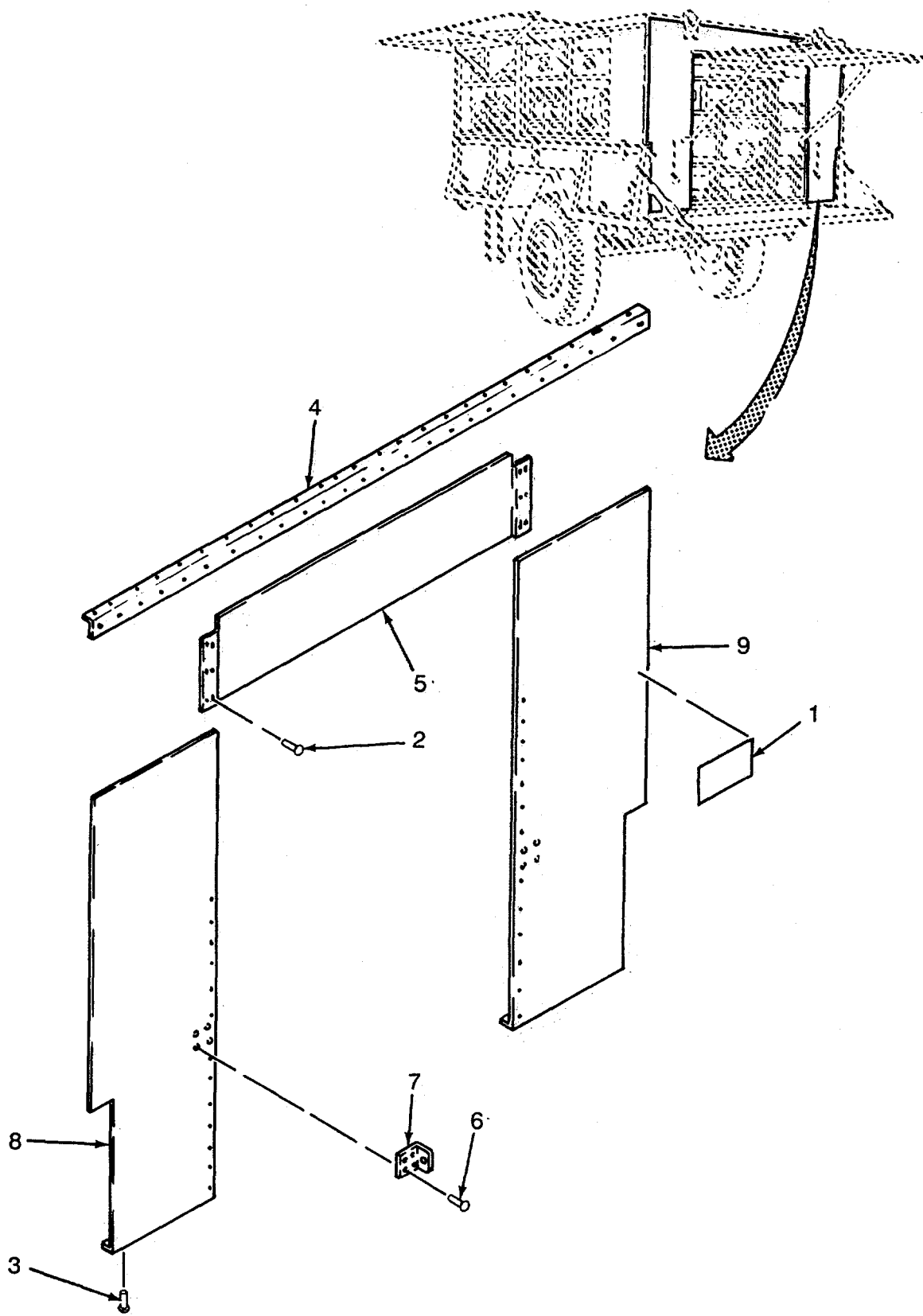


Figure 16. Roof Angles and Rear Panels

SECTION II

TM10-3530-207-24P

(1) ITEM NO	(2) SMR CODE	(3) CAGEC	(4) PART NUMBER	(5) DESCRIPTION AND USABLE ON CODES(UOC)	(6) QTY
-------------------	--------------------	--------------	-----------------------	---	------------

GROUP 04 CABINET ASSEMBLY

FIG. 16 ROOF ANGLES AND REAR PANELS

1	XDOZZ	81337	6-1-9506	.PLATE, ID	1
2	XDFZZ	81349	M24243/6-C604H	.RIVET, BLIND	74
3	XDFZZ	81349	M24243/6-C602H	.RIVET, BLIND	60
4	XDFZZ	81337	6-1-9737	.ANGLE, ROOF	1
5	XDFZZ	81337	6-1-9712	.PANEL, REAR TOP.....	1
6	XDFZZ	81349	M24243/6-A606F	.RIVET, BLIND	72
7	XDFZZ	81337	6-1-9542	.LATCH, REAR DOOR	2
8	XDFZZ	81337	6-1-9711	.PANEL, LEFT REAR	1
9	XDFZZ	81337	6-1-9710	.PANEL, RIGHT REAR	1

END OF FIGURE

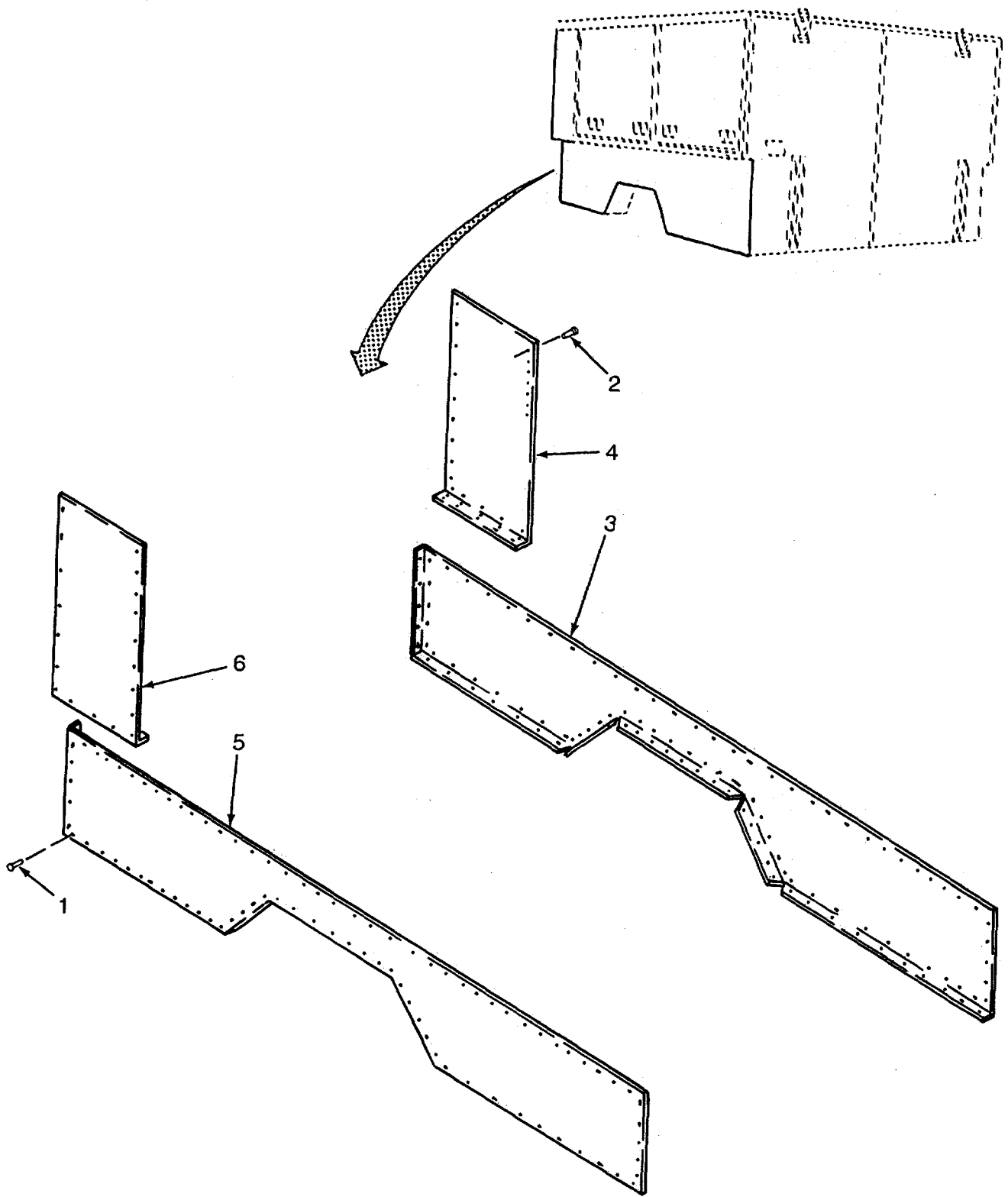


Figure 17. Side and Corner Panels

SECTION II TM10-3530-207-24P

(1)	(2)	(3)	(4)	(5)	(6)
ITEM	SMR		PART		
NO	CODE	CAGEC	NUMBER	DESCRIPTION AND USABLE ON CODES(UOC)	QTY

GROUP 04 CABINET ASSEMBLY

FIG. 17 SIDE AND CORNER PANELS

1	XDFZZ	81349	M24243/6-C602H	.RIVET, BLIND	164
2	XDFZZ	81349	M24243/6-C604H	.RIVET, BLIND	60
3	XDFZZ	81337	6-1-9706-1	.PANEL, SIDE	1
4	XDFZZ	81337	6-1-9708	.PANEL, LEFT CORNER	1
5	XDFZZ	81337	6-1-9706-2	.PANEL, SIDE	1
6	XDFZZ	81337	6-1-9709	.PANEL, RIGHT CORNER	1

END OF FIGURE

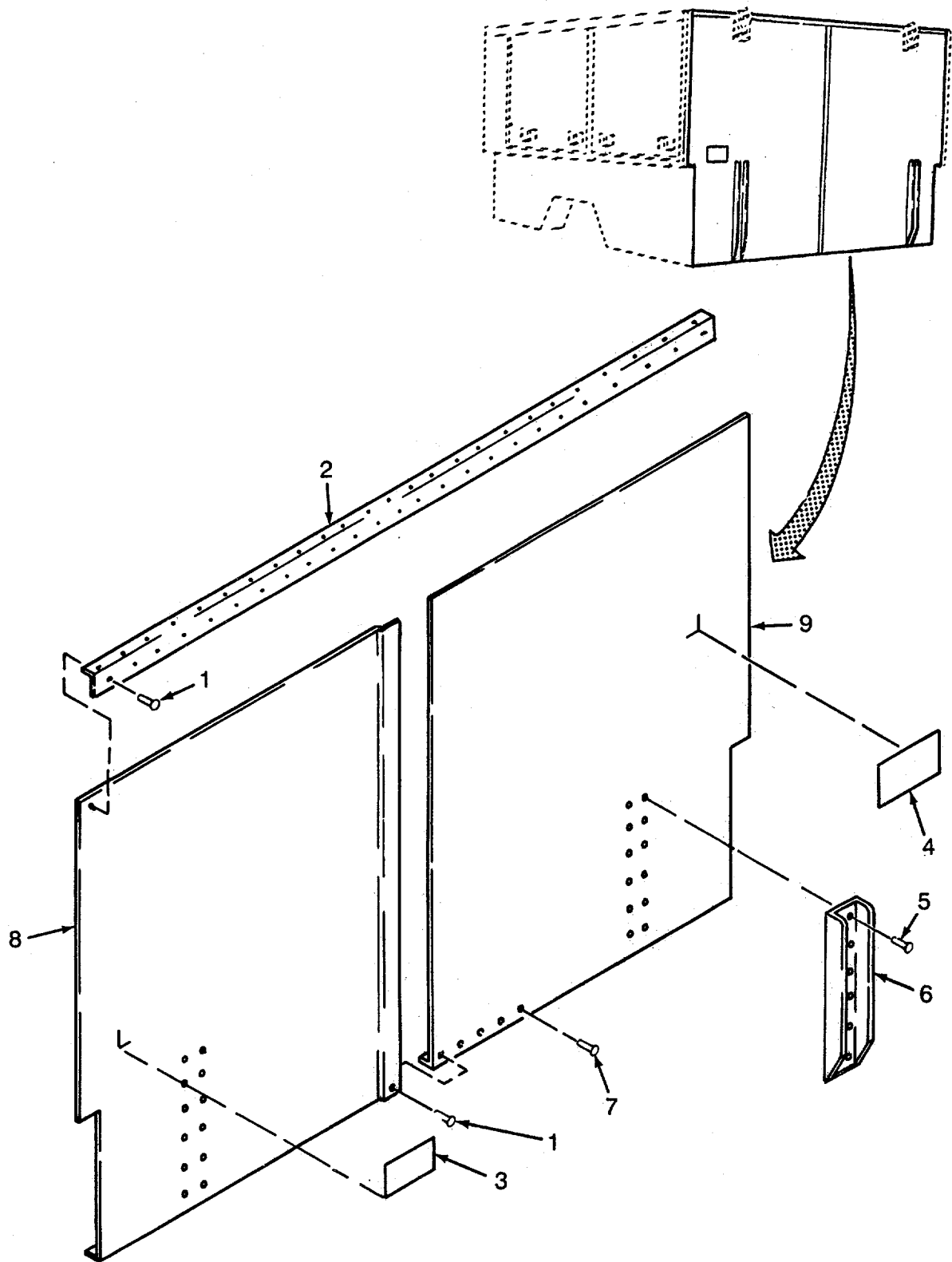


Figure 18. Bumpers and Front Panels

SECTION II TM10-3530-207-24P

(1)	(2)	(3)	(4)	(5)	(6)
ITEM	SMR		PART		
NO	CODE	CAGEC	NUMBER	DESCRIPTION AND USABLE ON CODES(UOC)	QTY

GROUP 04 CABINET ASSEMBLY

FIG. 18 BUMPERS AND FRONT PANELS

1	XDFZZ	81349	M24243/6-A608H	.RIVET, BLIND	24
2	XDFZZ	81337	6-1-9737	.ANGLE, ROOF	1
3	XDOZZ	81337	6-1-9700	PLATE, ID	1
4	XDOZZ	81337	6-1-9702	.PLATE, LIFTING	1
5	XDFZZ	81349	M24243/6-C604H	.RIVET, BLIND	68
6	XDFZZ	81337	6-1-9751	.BUMPER, CABINET	2
7	XDFZZ	81349	M24243/6-C602H	.RIVET, BLIND	12
8	XDFZZ	81337	6-1-9704	.PANEL, RIGHT FRONT	1
9	XDFZZ	81337	6-1-9705	.PANEL, LEFT FRONT	1

END OF FIGURE

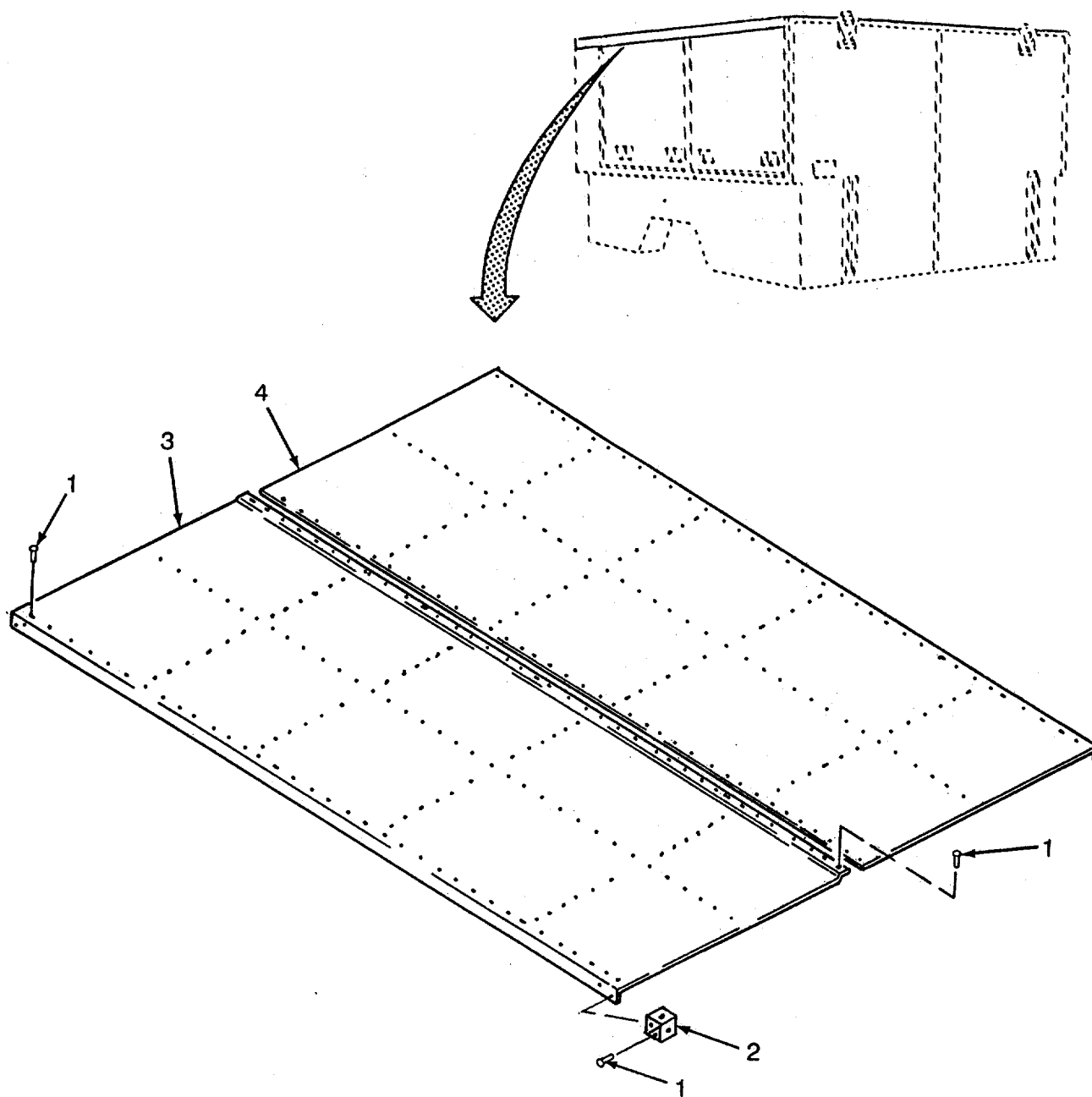


Figure 19. Roof Panels

SECTION II TM10-3530-207-24P

(1)	(2)	(3)	(4)	(5)	(6)
ITEM	SMR		PART		
NO	CODE	CAGEC	NUMBER	DESCRIPTION AND USABLE ON CODES(UOC)	QTY

GROUP 04 CABINET ASSEMBLY

FIG. 19 CABINET ASSEMBLY

1	XDFZZ	81349	M24243/6-C604H	.RIVET, BLIND	48
2	XDFZZ	81337	6-1-9736	.CORNER PIECE	4
3	XDFZZ	81337	6-1-9717	.PANEL, RIGHTTOP	1
4	XDFZZ	81337	6-1-9716	.PANEL, LEFT TOP	1

END OF FIGURE

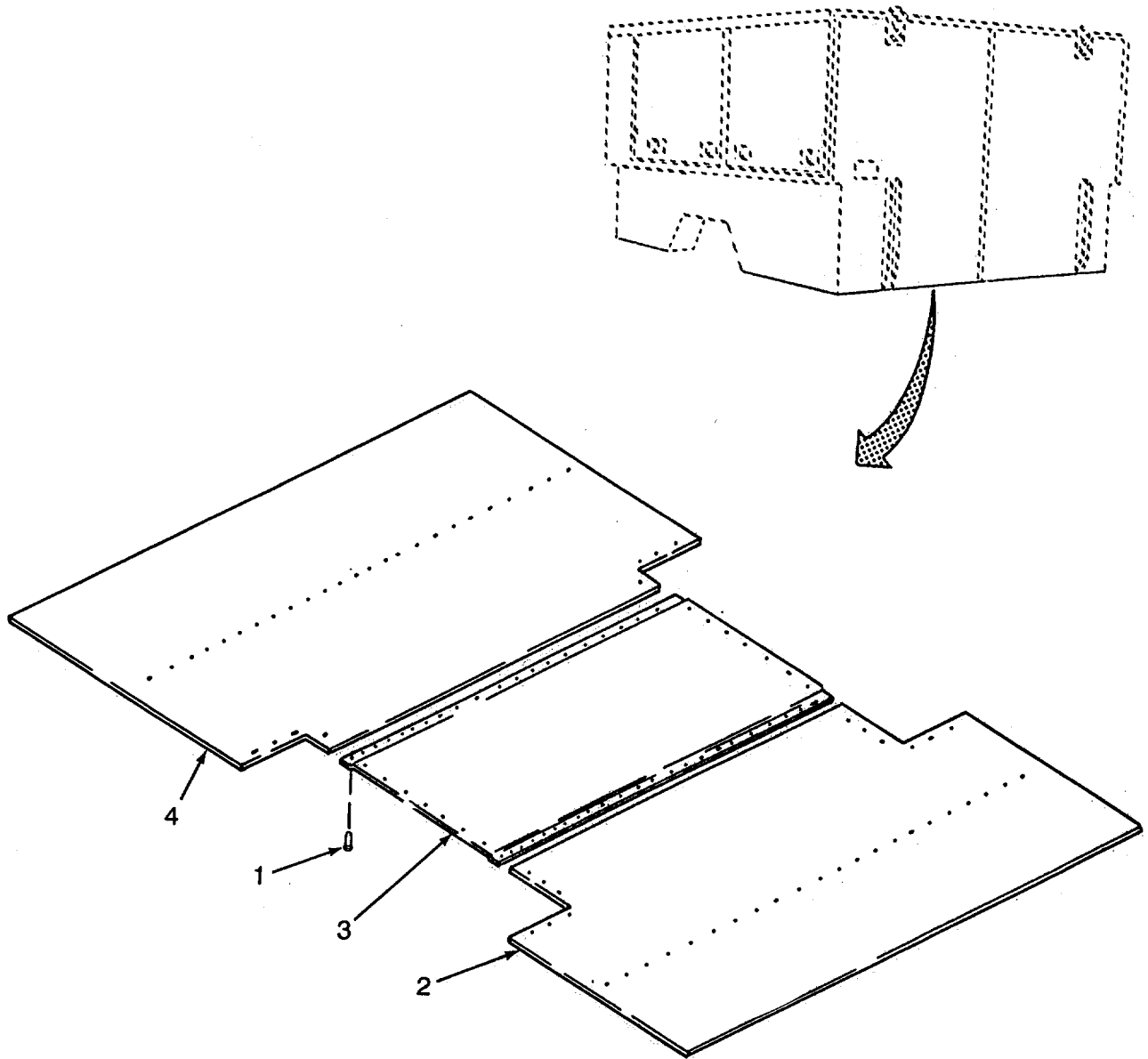


Figure 20. Bottom Panels

SECTION II TM10-3530-207-24P

(1)	(2)	(3)	(4)	(5)	(6)
ITEM	SMR		PART		
NO	CODE	CAGEC	NUMBER	DESCRIPTION AND USABLE ON CODES(UOC)	QTY

GROUP 04 CABINET ASSEMBLY

FIG. 20 BOTTOM PANELS

1	XDFZZ	81349	M24243/6-C604H	.RIVET, BLIND	60
2	XDFZZ	81337	6-1-9713	.PANEL, BOTTOM REAR	1
3	XDFZZ	81337	6-1-9714	.PANEL, BOTTOM CENTER	1
4	XDFZZ	81337	6-1-9715	.PANEL, BOTTOM FRONT	1

END OF FIGURE

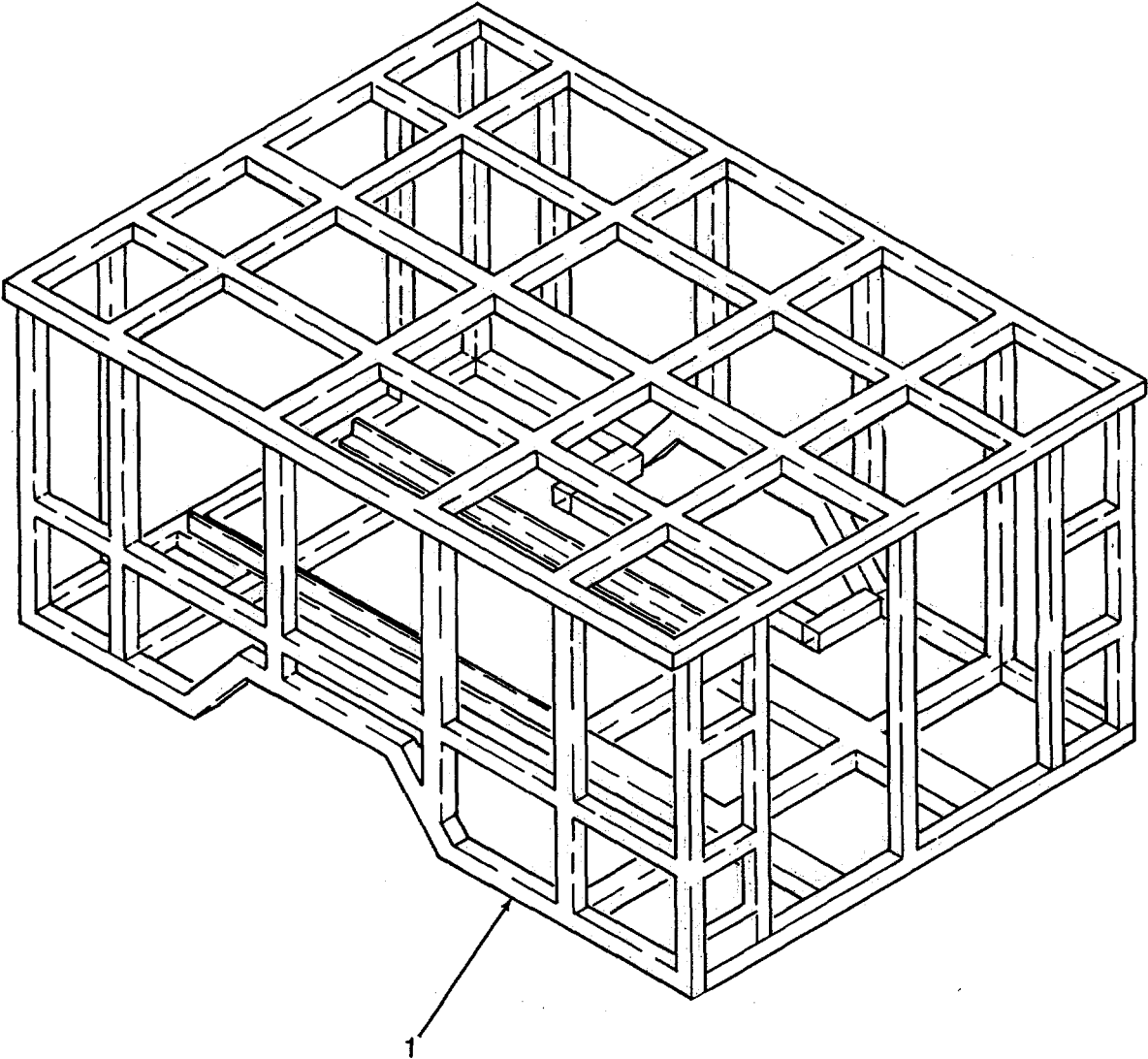


Figure 21. Door/Rack Assembly

SECTION II TM10-3530-207-24P

(1) ITEM NO	(2) SMR CODE	(3) CAGEC	(4) PART NUMBER	(5) DESCRIPTION AND USABLE ON CODES(UOC)	(6) QTY
-------------------	--------------------	--------------	-----------------------	---	------------

GROUP 04 CABINET ASSEMBLY

FIG. 21 DOOR/RACK ASSEMBLY

1	XDFHH	81337	6-1-9634	.DOOR/RACK ASSY	1
---	-------	-------	----------	-----------------------	---

END OF FIGURE

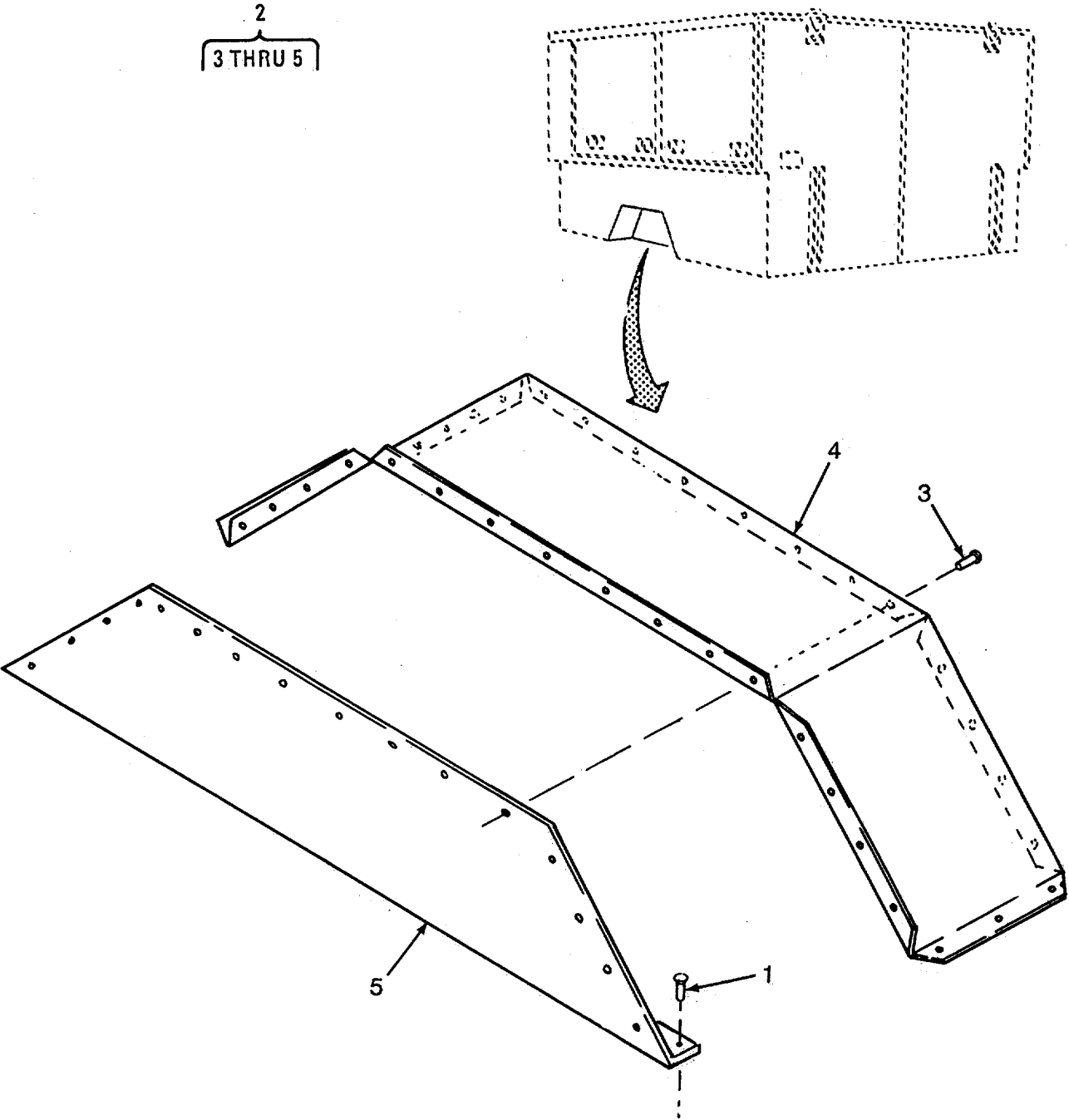


Figure 22. Wheel Well Assembly

SECTION II TM10-3530-207-24P

(1)	(2)	(3)	(4)	(5)	(6)
ITEM	SMR		PART		
NO	CODE	CAGEC	NUMBER	DESCRIPTION AND USABLE ON CODES(UOC)	QTY

GROUP 04 CABINET ASSEMBLY

FIG. 22 WHEEL WELL ASSEMBLY

1	XDFZZ	81349	M24243/6-A604H	..RIVET, BLIND	37
2	XDHHH	81337	6-1-9718	..WHEELWELL ASSY	2
3	XDFZZ	81349	M24243/6-C602H	...RIVET, BLIND	32
4	XDFZZ	81337	6-1-9720	...OVERHEAD PIECE	2
5	XDFZZ	81337	6-1-9719	... SIDE PIECE	2

END OF FIGURE

1
2 THRU 6

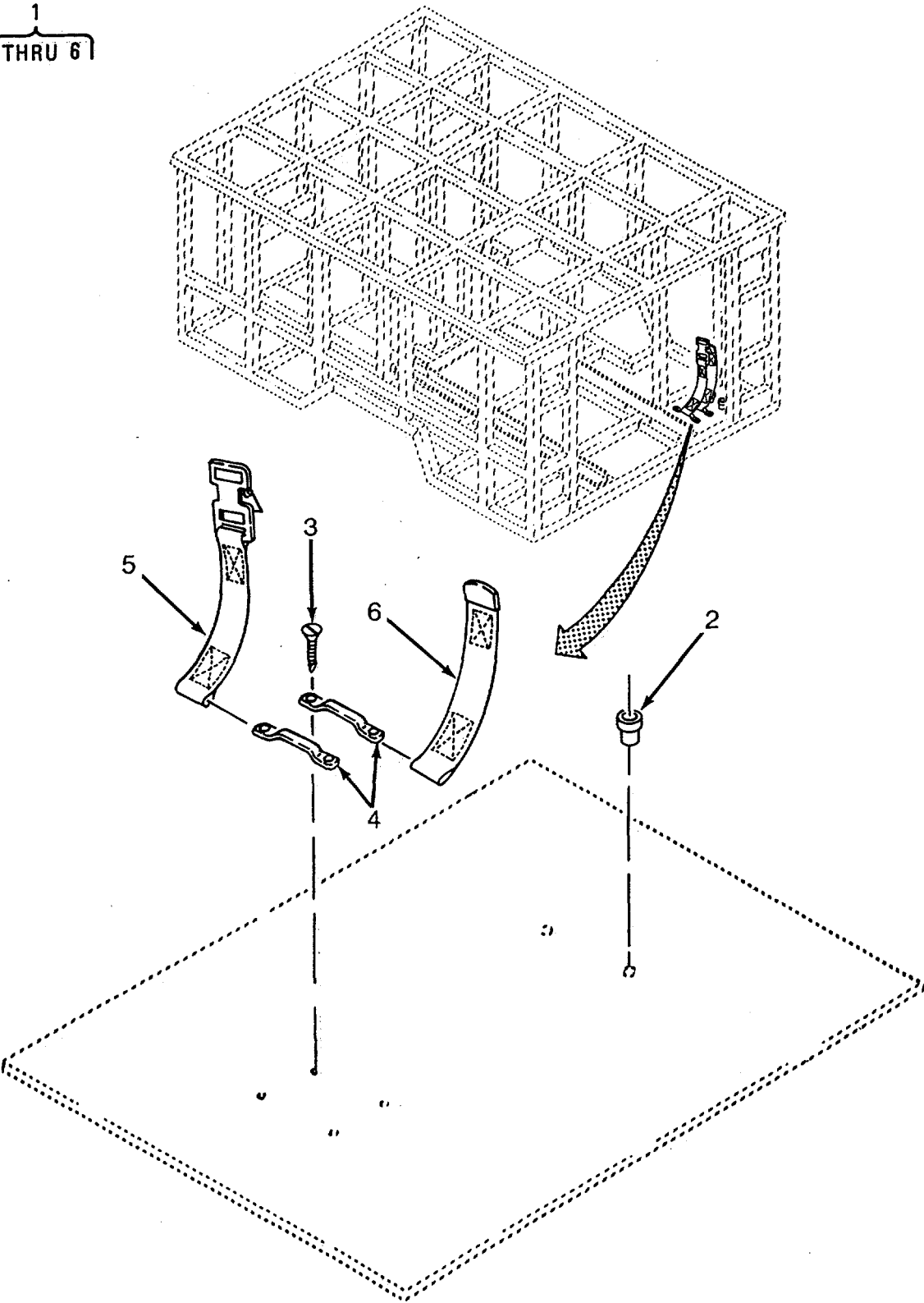


Figure 23. Heat Sealer Mounting Plate

SECTION II TM10-3530-207-24P

(1)	(2)	(3)	(4)	(5)	(6)
ITEM	SMR		PART		
NO	CODE	CAGEC	NUMBER	DESCRIPTION AND USABLE ON CODES(UOC)	QTY

GROUP 04 CABINET ASSEMBLY

FIG. 23 HEAT SEALER MOUNTING PLATE

1	AFFFF	81337	6-1-9626	..PLATE, MOUNT SEALER	1
2	XDFZZ	96906	MS27130-CR135	...NUT, BLIND	2
3	XDFZZ	81349	M24243/1-A606H	...RIVET, BLIND	4
4	XDFZZ	96906	MS51939-1	...LOOP, STRAP FASTENER.....	2
5	XDFZZ	19204	11020949-6	...STRAP, RETAINING	1
6	XDFZZ	19099	11020948-7	...STRAP, RETAINING	1

END OF FIGURE

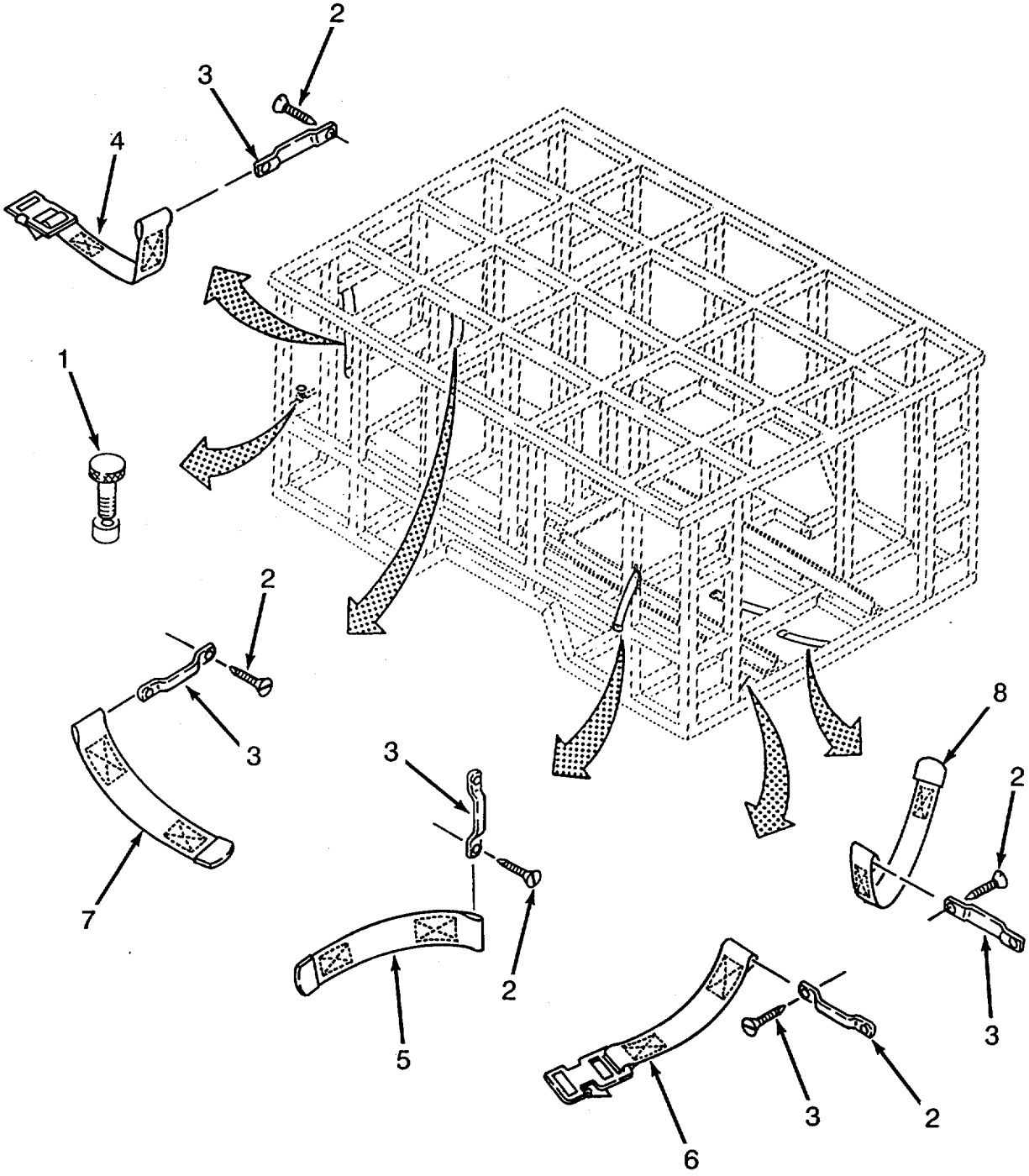


Figure 24. Retaining Straps and Pins (Sheet 1 of 2)

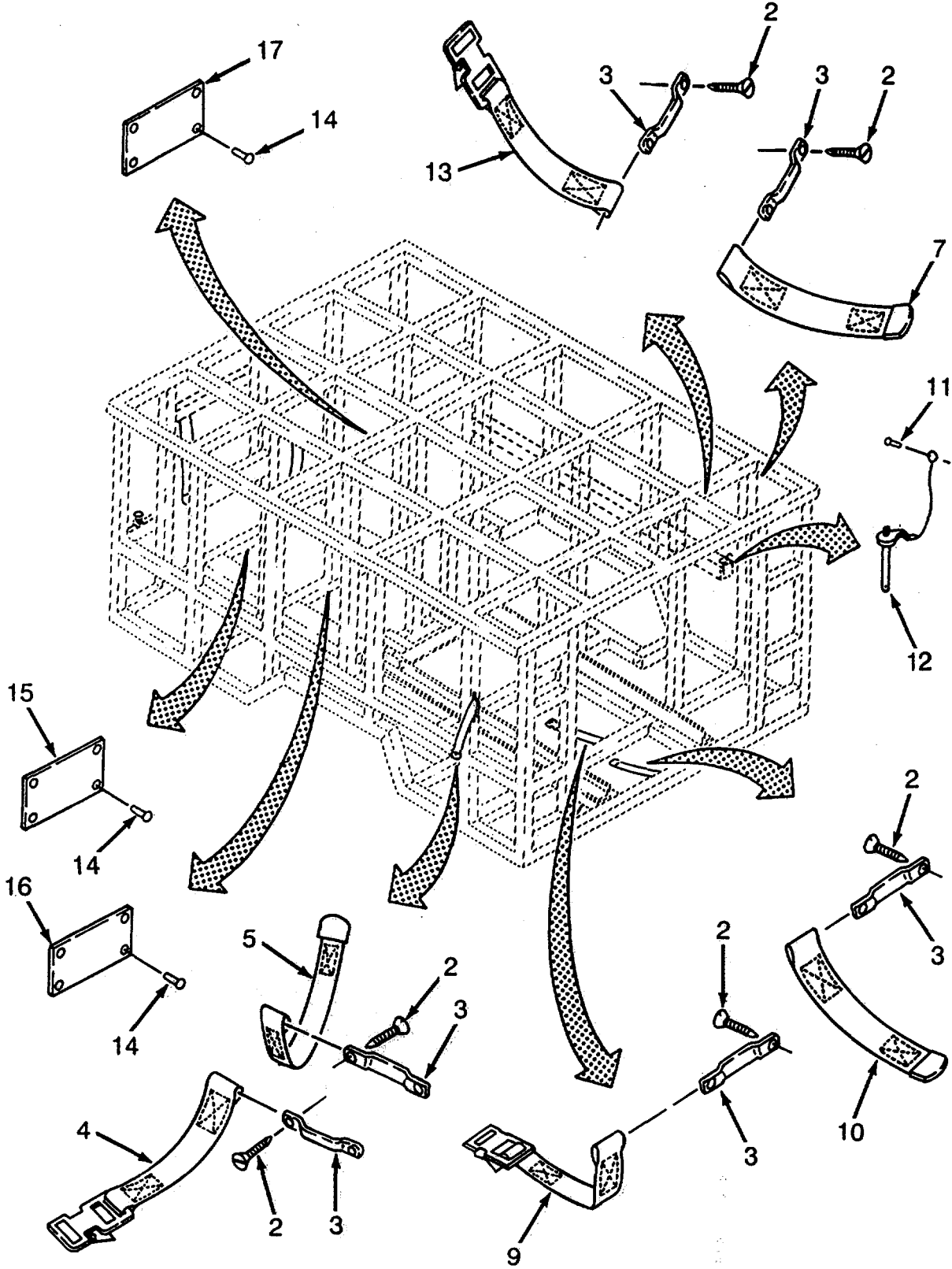


Figure 24. Retaining Straps and Pins (Sheet 2 of 2)

SECTION II

TM10-3530-207-24P

(1) ITEM NO	(2) SMR CODE	(3) CAGEC	(4) PART NUMBER	(5) DESCRIPTION AND USABLE ON CODES(UOC)	(6) QTY
-------------------	--------------------	--------------	-----------------------	---	------------

GROUP 04 CABINET ASSEMBLY

FIG. 24 RETAINING STRAPS AND PINS

1	PAFZZ	99862	CL24SHS	..THUMB SCREW	16
2	XDFZZ	81349	M24243/1A606	..RIVET, BLIND	106
3	XDFZZ	96906	MS51939-1	..LOOP, STRAP FASTENER.....	18
4	XDFZZ	19204	11020949-7	..STRAP, RETAINING	6
5	XDFZZ	19204	11020948-3	..STRAP, RETAINING	2
6	XDFZZ	19204	11020949-18	..STRAP, RETAINING	1
7	XDFZZ	19204	11020948-4	..STRAP, RETAINING	5
8	XDFZZ	19204	11020948-18	..STRAP, RETAINING	1
9	XDFZZ	19204	11020949-17	..STRAP, RETAINING.....	1
10	XDFZZ	19204	11020948-12	..STRAP, RETAINING	1
11	XDFZZ	81349	M24243/6-A606H	..RIVET, BLIND.....	2
12	XDFZZ	84256	BLNC8-31-L6	..PIN, QUICK RELEASE	2
13	XDFZZ	19204	11020949-10	..STRAP, RETAINING	1
14	XDFZZ	81349	M24243/1F403	..RIVET, BLIND	32
15	XDFZZ	90598	MFG0670-1	..PLATE, IDENTIFICATIO	1
16	XDFZZ	90598	MFG0670-2	..PLATE, IDENTIFICATIO	1
17	XDFZZ	90598	MFG0670-3	..PLATE, IDENTIFICATIO	6

END OF FIGURE

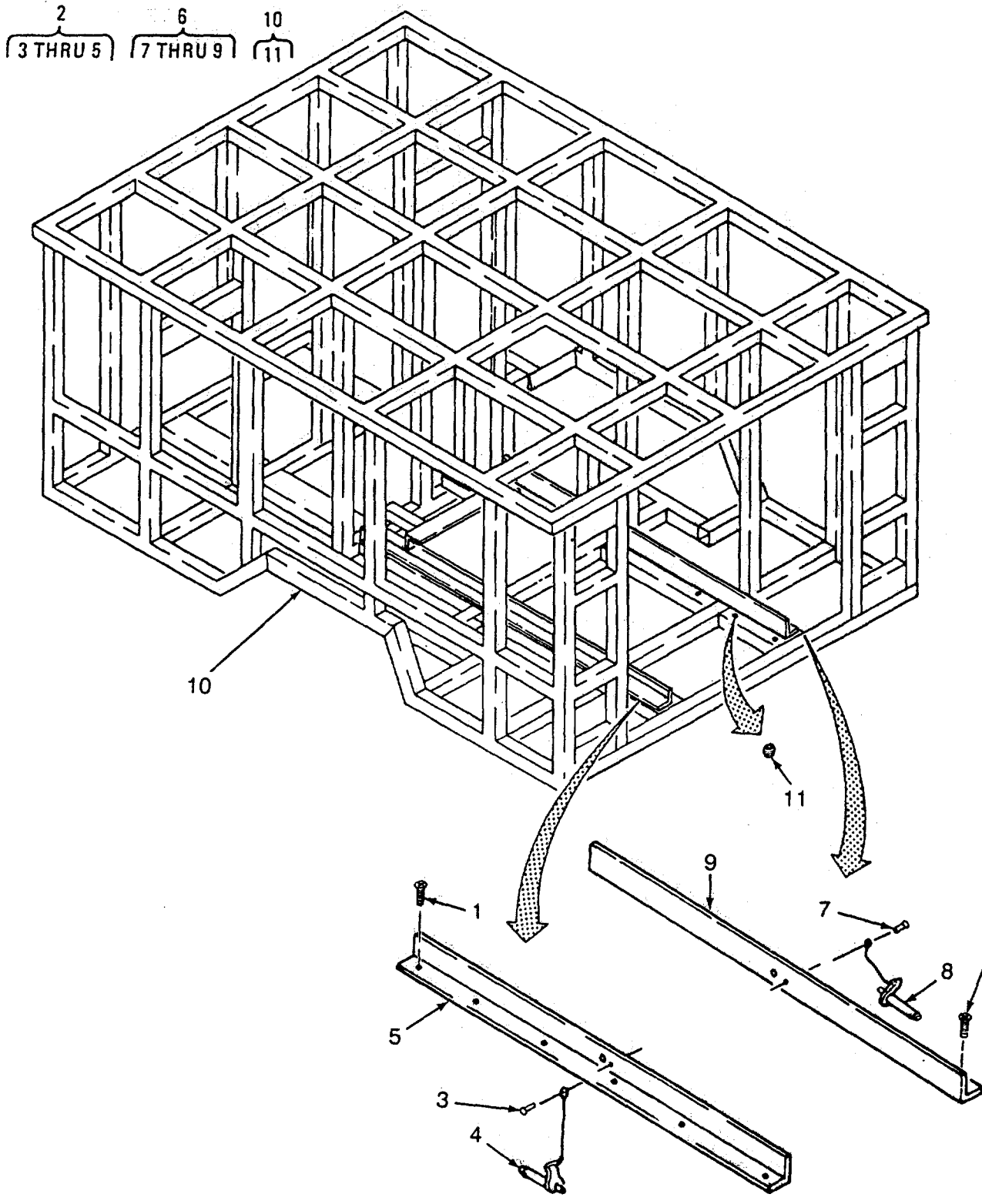


Figure 25. Generator Rails and Frame Assembly

SECTION II

TM10-3530-207-24P

(1)	(2)	(3)	(4)	(5)	(6)
ITEM	SMR		PART		
NO	CODE	CAGEC	NUMBER	DESCRIPTION AND USABLE ON CODES(UOC)	QTY

GROUP 04 CABINET ASSEMBLY

FIG. 25 GENERATOR RAILS AND FRAME ASSEMBLY

1	XDFZZ	96906	MS35190-306	..SCREW, MACHINE	12
2	AFFFF	81337	6-1-9651-1	..RAIL, GEN SUPPORT	1
3	XDFZZ	81349	M24243/1A406	...RIVET, BLIND	1
4	XDFZZ	84256	BLNC8-10-L6	...PIN, QUICK RELEASE	1
5	XDFZZ	81337	6-1-9651-1-01	...SUPPORTSLI DE	1
6	AFFFF	81337	6-1-9651-2	..RAIL, GEN SUPPORT	1
7	XDFZZ	81349	M24243/1-A606	...RIVET, BLIND	1
8	XDFZZ	84256	BLNC8-10-L6	...PIN, QUICK RELEASE	1
9	XDFZZ	81337	6-1-9651-2-01	...SUPPORT, SLIDE	1
10	XDHHH	81337	6-1-9559	..FRAME ASSY	1
11	XDHZZ	96906	MS27130-CR139	...NUT, BLIND	24

END OF FIGURE

1
2 THRU 11

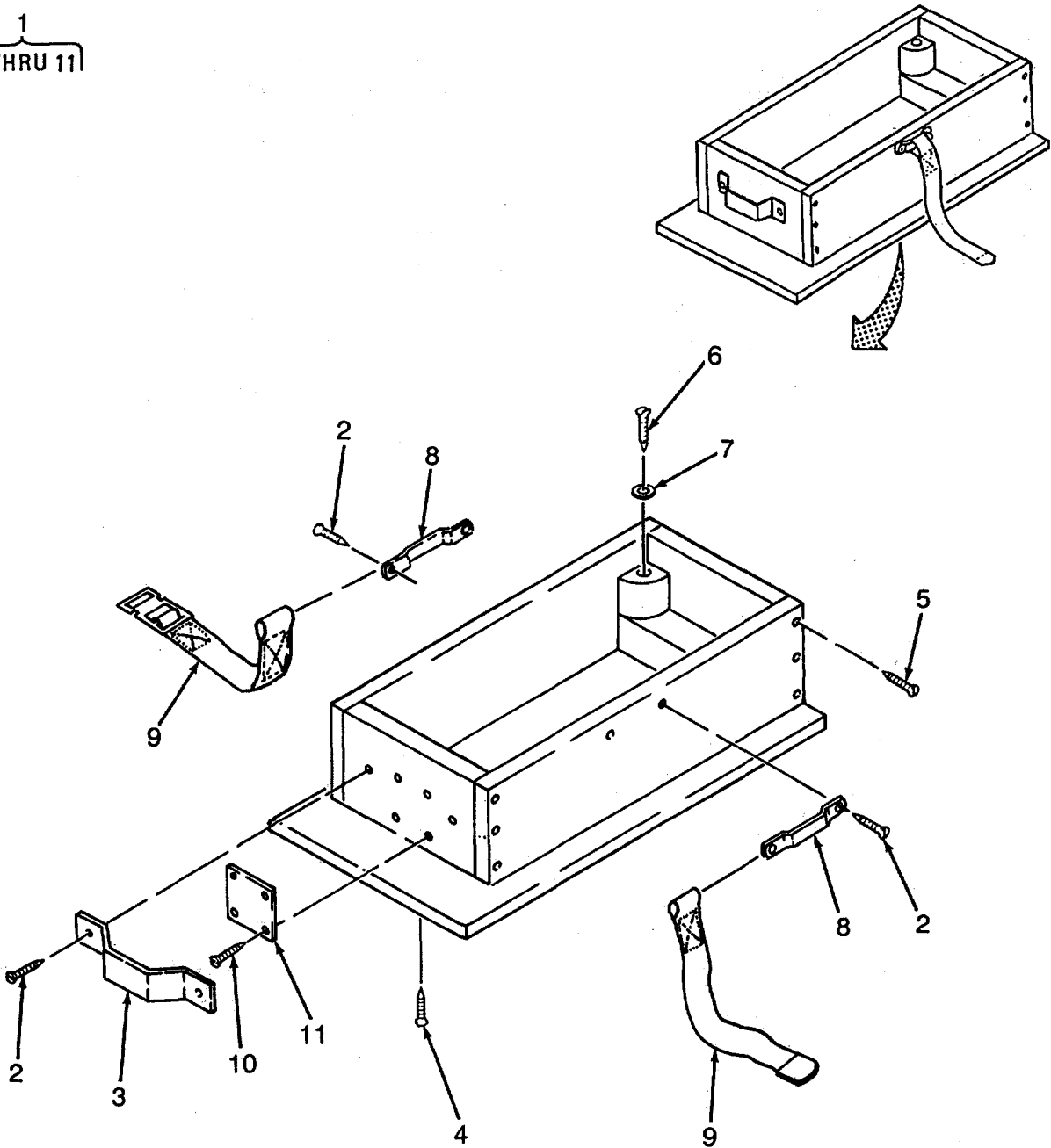


Figure 26. Clothing Machine Tray Assembly

SECTION II

TM 10-3530-207-24P

(1) ITEM NO	(2) SMR CODE	(3) CAGEC	(4) PART NUMBER	(5) DESCRIPTION AND USABLE ON CODES (UOC)	(6) QTY
				GROUP 05 CLOTHING MACHINE SEWING TRAY ASSEMBLY	
				FIG. 26 CLOTHING MACHINE TRAY ASSEMBLY	
1	XDOOO	81337	6-1-9758	TRAY,CLOTHING MACH	6
2	XDOZZ	96906	MS35495-269	SCREWPWOOD	6
3	XDOZZ	90598	6-1-9758-10	HANDLE	1
4	XDOZZ	96906	MS35494-279	SCREW,WOOD	4
5	XDOZZ	96906	MS35494-280	SCREW,WOOD	12
6	XDOZZ	96906	MS35492-232	SCREW,WOOD	4
7	XDOZZ	24324	REC-2095	BUMPER,RECESS.....	4
8	XDOZZ	96906	MS51939-1	LOOP,STRAP FASTENER.....	2
9	XDOZZ	81337	6-1-8921-1	STRAP,TIEDOWN ASSY	1
10	XDOZZ	39428	91606AII0	SCREW,WOOD	4
11	XDOZZ	90598	MFG0670-3	PLATE,IDENTIFICATIO.....	1

END OF FIGURE

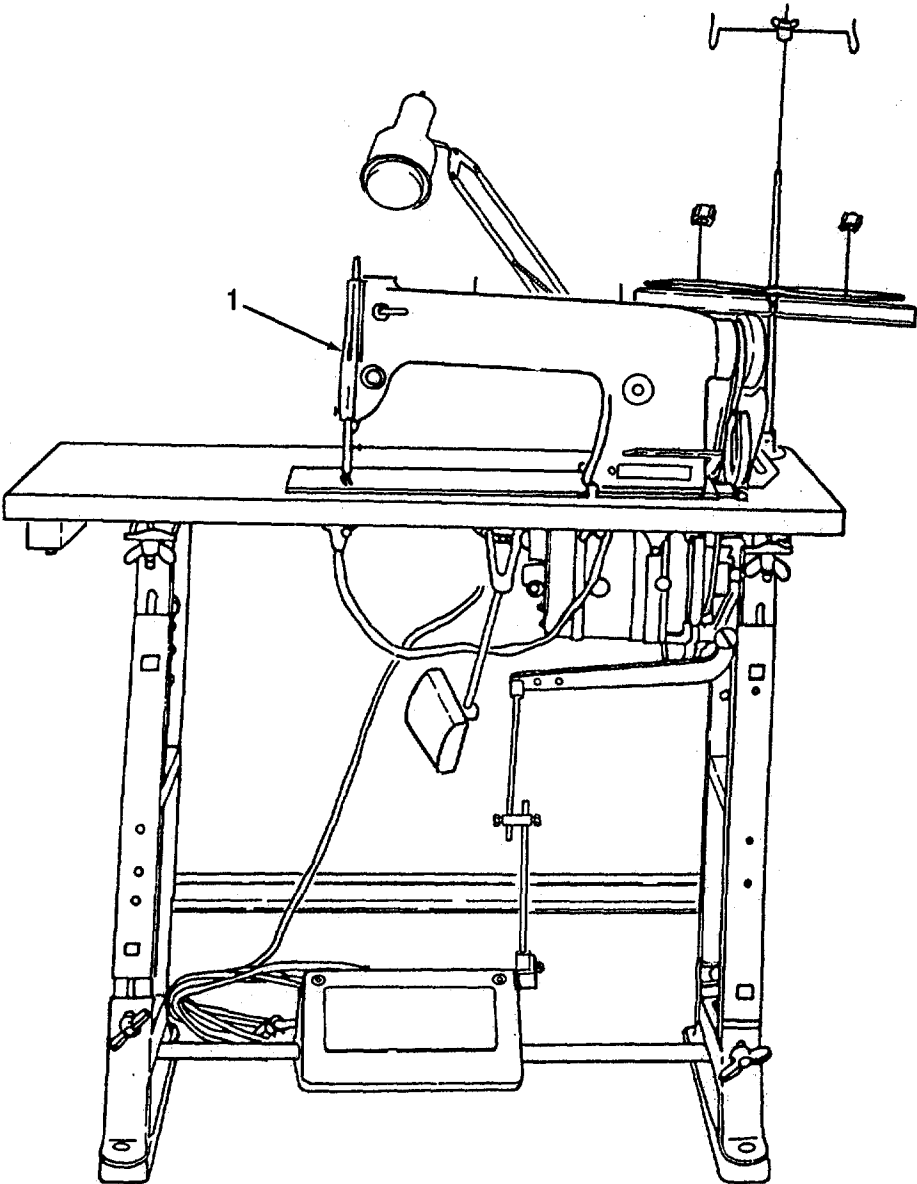


Figure 27 . Clothing Sewing Machine Assembly

SECTION II

TM 10-3530-207-24P

(1) ITEM NO	(2) SMR CODE	(3) CAGEC	(4) PART NUMBER	(5) DESCRIPTION AND USABLE ON CODES (UOC)	(6) QTY
				GROUP 06 CLOTHING SEWING MACHINE ASSEMBLY	
				FIG. 27 CLOTHING SEWING MACHINE ASSEMBLY	
1	XDOFF	81337	6-1-6384	CLOTHING MACH ASSY	1
				END OF FIGURE	

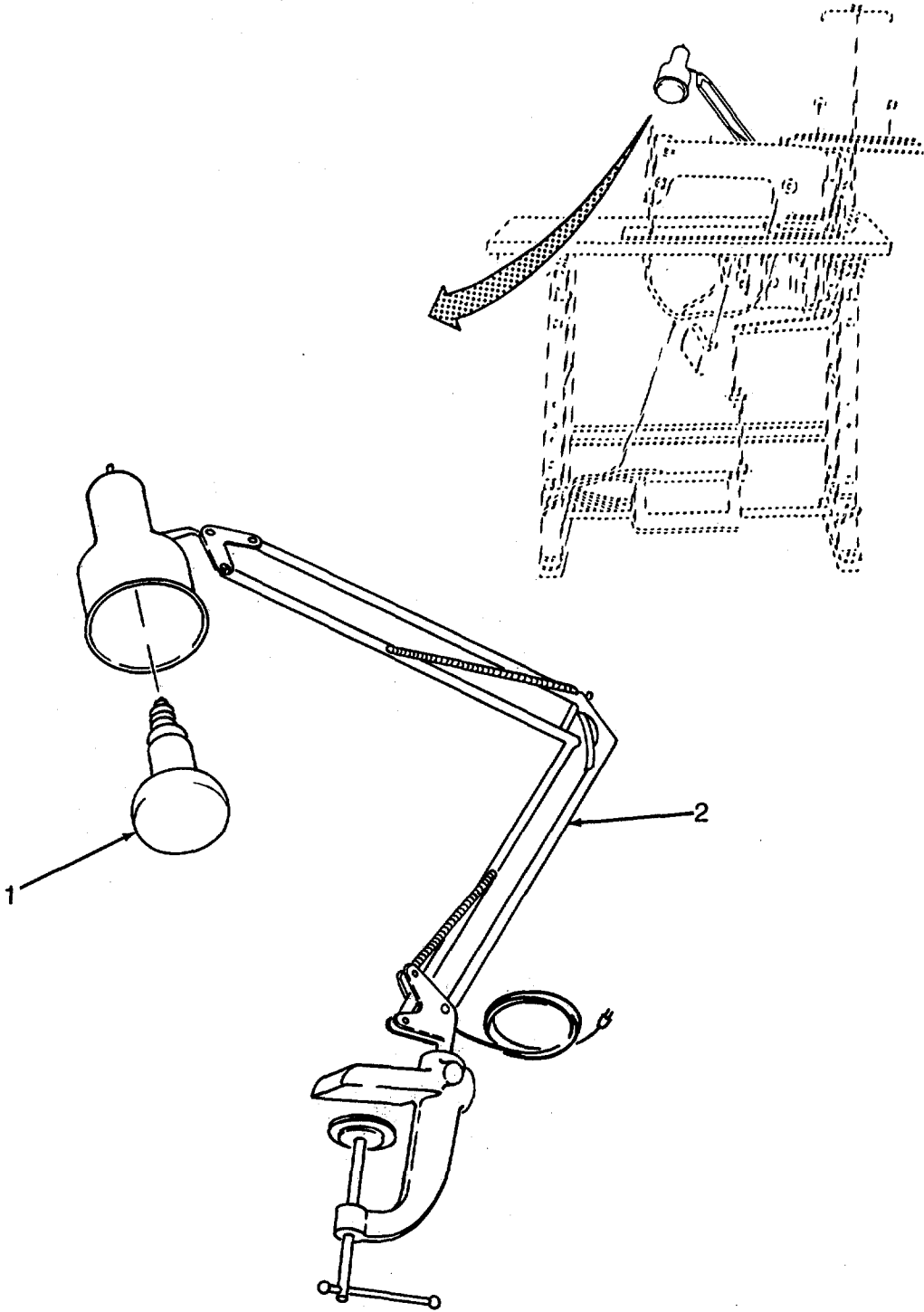


Figure 28 . Clothing Machine Lamp Assembly

SECTION II

TM 10-3530-207-24P

(1) ITEM NO	(2) SMR CODE	(3) CAGEC	(4) PART NUMBER	(5) DESCRIPTION AND USABLE ON CODES (UOC)	(6) QTY
				GROUP 06 CLOTHING SEWING MACHINE ASSEMBLY	
				FIG. 28 CLOTHING MACHINE LAMP ASSEMBLY	
1	PAOZZ	24446	30R20	LAMP, INCANDESCENT	1
2	PAOZZ	3E060	USB60C	LIGHT, SEWING W/BRKT	1

END OF FIGURE

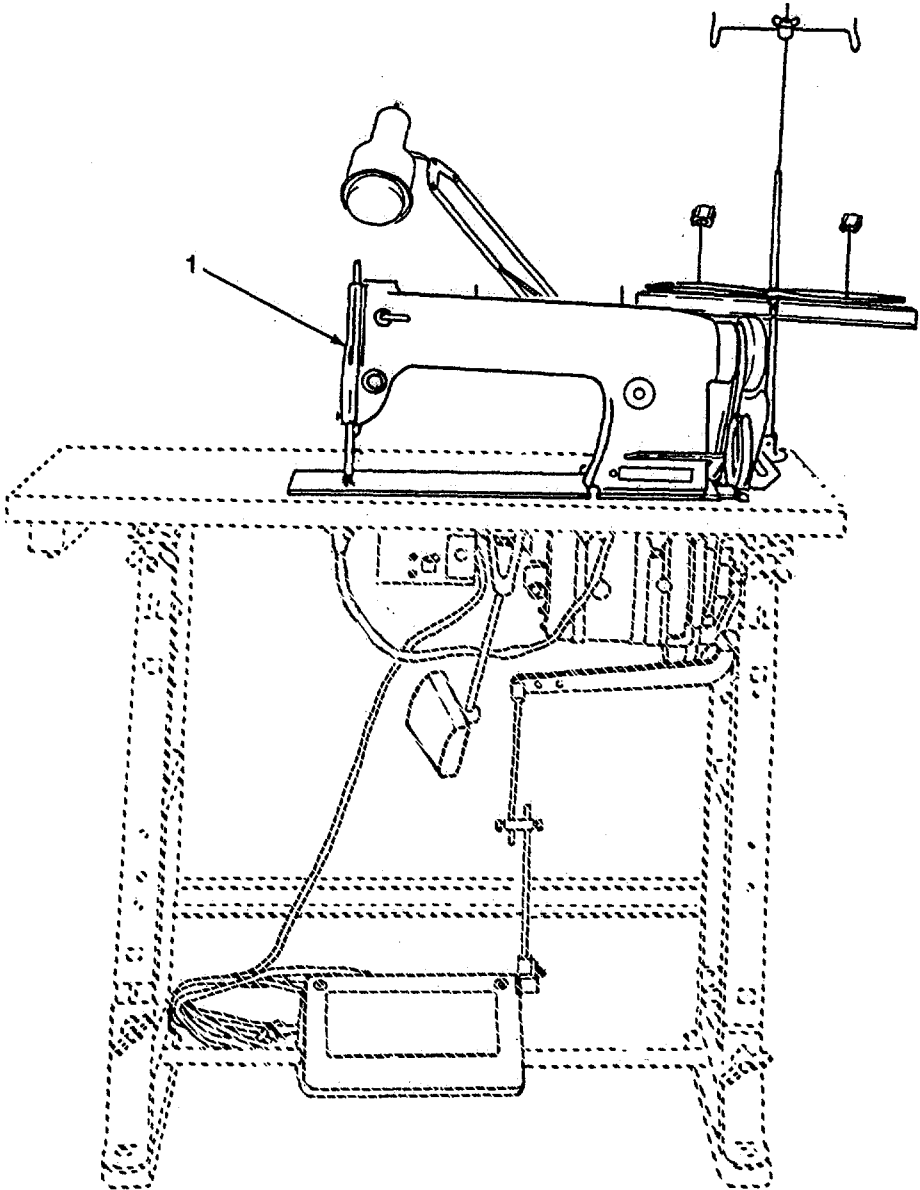


Figure 29. Clothing Sewing Machine Head Assembly

SECTION II

(1) ITEM NO	(2) SMR CODE	(3) CAGEC	(4) PART NUMBER	(5) DESCRIPTION AND USABLE ON CODES (UOC)	(6) QTY
-------------------	--------------------	--------------	-----------------------	--	------------

				GROUP 06 CLOTHING SEWING MACHINE ASSEMBLY	
--	--	--	--	---	--

				FIG. 29 CLOTHING SEWING MACHINE HEAD ASSEMBLY	
--	--	--	--	---	--

1	XDOFF	81337	6-1-6384-3	SINGLE NEEDLE MACH.....	1
---	-------	-------	------------	-------------------------	---

END OF FIGURE

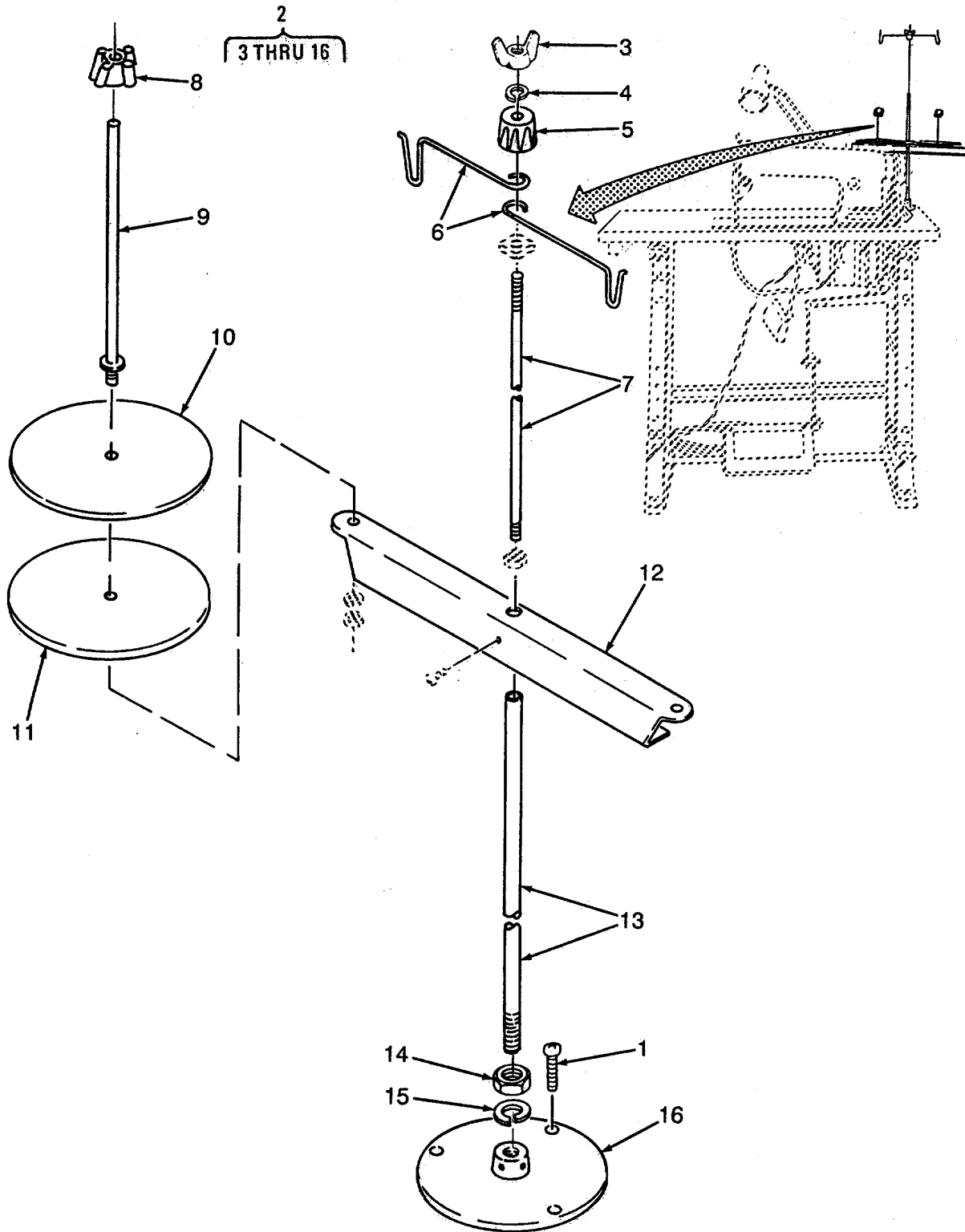


Figure 30. Clothing Machine Thread Unwinder

SECTION II

TM 10-3530-207-24P

(1) ITEM NO	(2) SMR CODE	(3) CAGEC	(4) PART NUMBER	(5) DESCRIPTION AND USABLE ON CODES (UOC)	(6) QTY
				GROUP 06 CLOTHING SEWING MACHINE ASSEMBLY	
				FIG. 30 CLOTHING MACHINE THREAD UNWINDER	
1	XDOZZ	96906	MS35276-265	SCREW,MACHINE.....	3
2	XDOOO	3E060	228776	THREAD UNWINDER	1
3	PAOZZ	3E060	201696	NUTWING	1
4	XDOZZ	3E060	225322	LOCKWASHER	1
5	XDOZZ	3E060	225326	CAP,GUIDE	2
6	XDOZZ	3E060	225391	GUIDETTHREAD	2
7	XDOZZ	3E060	225324	ROD, SHORT	1
8	PAOZZ	3E060	D-4S	CAP,SPOOL.....	2
9	XDOZZ	3E060	228692	PIN,SPOOL W/NUT&WHR.....	2
10	XDOZZ	3E060	150203	FELT	2
11	XDOZZ	3E060	546893	SPOOL HOLDER	2
12	XDOZZ	3E060	411136	BRACKET,SPOOL PIN	1
13	XDOZZ	3E060	225388	ROD,LONG	1
14	XDOZZ	3E060	541166-004	NUT	1
15	XDOZZ	3E060	543805-004	LOCKWASHER	1
16	XDOZZ	3E060	259658	BASE.....	1

END OF FIGURE

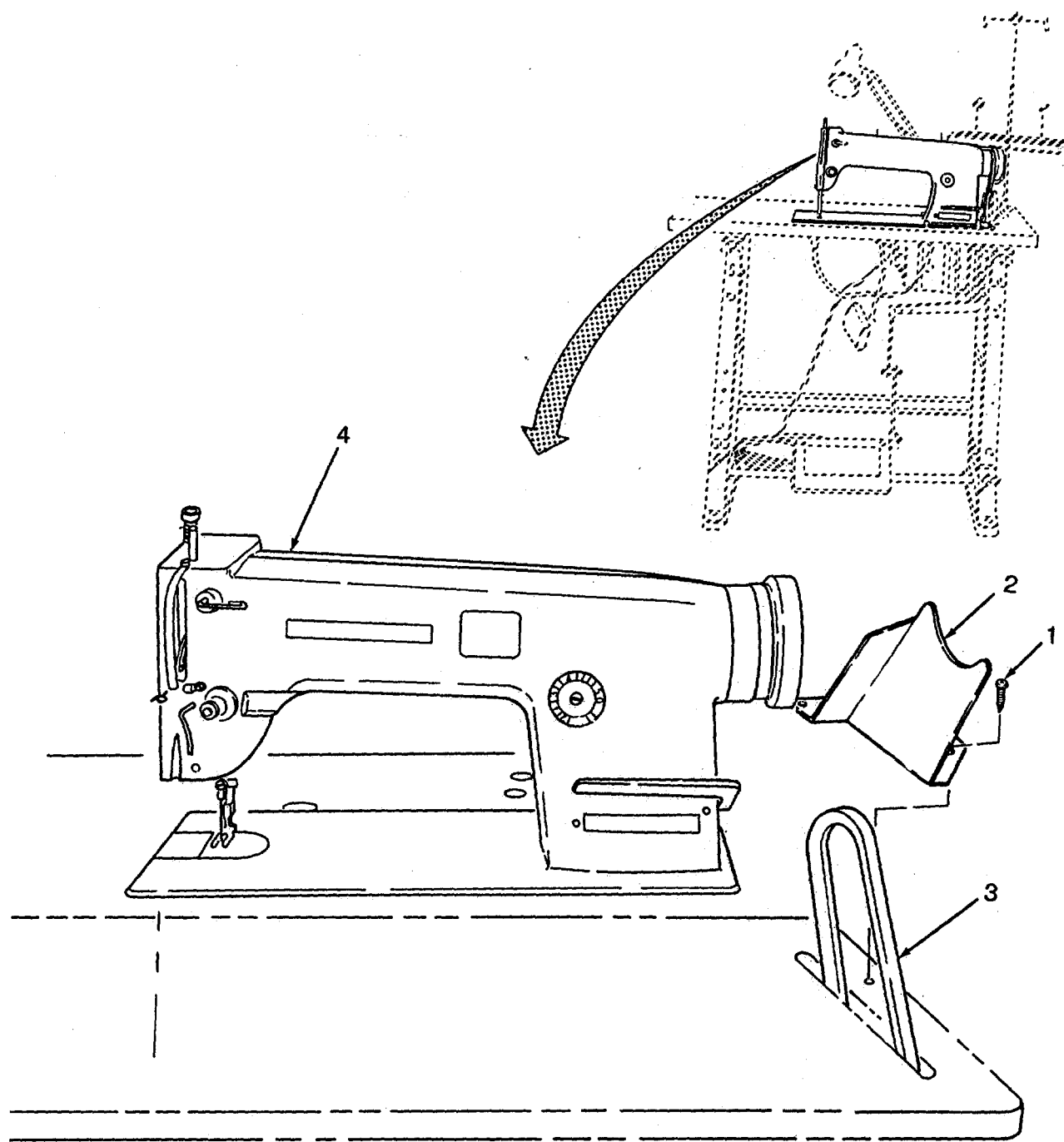


Figure 31. Clothing Machine Belt Guard, Belt, and Machine Head

SECTION II

TM 10-3530-207-24P

(1) ITEM NO	(2) SMR CODE	(3) CAGEC	(4) PART NUMBER	(5) DESCRIPTION AND USABLE ON CODES (UOC)	(6) QTY
				GROUP 06 CLOTHING SEWING MACHINE ASSEMBLY	
				FIG. 31 CLOTHING MACHINE BELT GUARD, BELT, AND MACHINE HEAD	
1	PAOZZ	96906	MS35276-265	SCREW,MACHINE	1
2	XDOZZ	90338	19-1031	GUARD,BELT	1
3	PAOZZ	3E060	3L-40V	BELT 3/8 INCH	1
4	XDOFF	90338	CN3115R	SINGLE MACH HEAD	1

END OF FIGURE

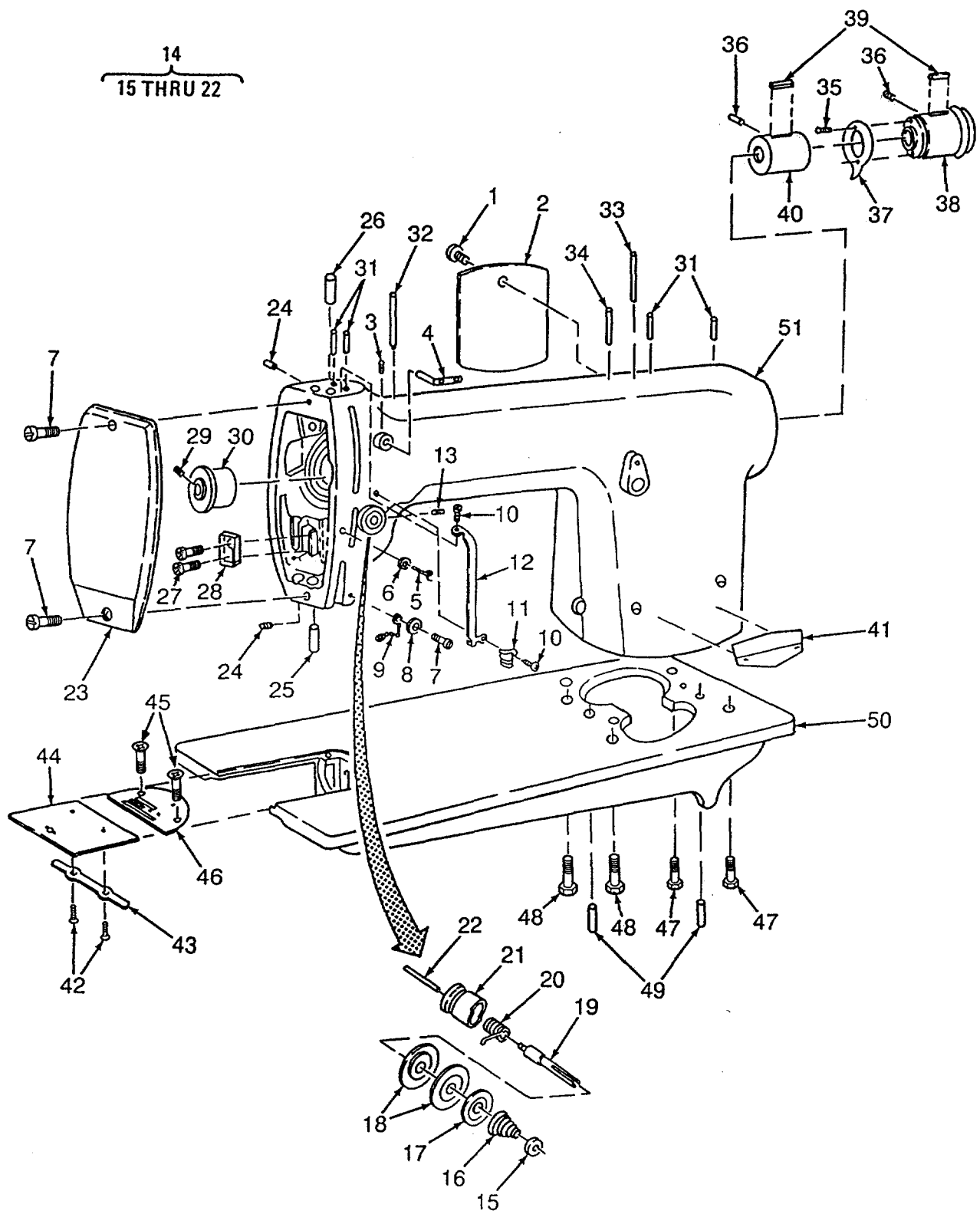


Figure 32. Clothing Machine Bed and Accessories

SECTION II

TM 10-3530-207-24P

(1) ITEM NO	(2) SMR CODE	(3) CAGEC CAGEC	(4) PART NUMBER	(5) DESCRIPTION AND USABLE ON CODES (UOC)	(6) QTY
				GROUP 06 CLOTHING SEWING MACHINE ASSEMBLY	
				FIG. 32 CLOTHING MACHINE BED AND BATH ACCESSORIES	
1	XDFZZ	90338	CN3115R-1-23	SET SCREW,COVER.....	1
2	XDFZZ	90338	CN3115R-1-22	COVER,ARM SIDE.....	1
3	XDFZZ	90338	CN3115R-1-30	SET SCREW,RETAINER	1
4	XDFZZ	90338	CN3115R-1-29	RETAINER,THREAD	1
5	XDFZZ	90338	CN3115R-1-32	GUARD,THREAD	1
6	XDFZZ	90338	CN3115R-1-31	NUT,THREAD GUARD.....	1
7	XDFZZ	90338	CN3115R-1-34	SET SCREW,EYELET.....	1
8	XDFZZ	90338	CN3115R-1-35	WASHER,EYELET	1
9	XDFZZ	90338	CN3115R-1-33	EYELET,THREAD	1
10	XDFZZ	90338	CN3115R-1-26	SCREW,LEVER GUARD	2
11	XDFZZ	90338	CN3115R-1-28	GUARD,THREAD	1
12	XDFZZ	90338	CN3115R-1-27	GUARD,LEVER	1
13	XDFZZ	90338	CN3115R-1-45	SET,SCREW	1
14	PAOOO	90338	CN3115R-1-36	TENSION ASSY	1
15	XDOZZ	90338	CN3115R-1-44	NUT,LOCK	1
16	XDOZZ	90338	CN3115R-1-43	SPRING,TENSION	1
17	XDOZZ	90338	CN3115R-1-42	DISC,RELEASE.....	1
18	XDOZZ	90338	CN3115R-1-41	DISC,TENSION	2
19	XDOZZ	90338	CN3115R-1-40	STUD,TENSION.....	1
20	XDOZZ	90338	CN3115R-1-39	SPRING.....	1
21	XDOZZ	90338	CN3115R-1-38	REGULATOR,SPRING	1
22	XDOZZ	90338	CN3115R-1-37	PIN,TENSION.....	1
23	XDFZZ	90338	CN3115R-1-25	PLATE,FACE.....	1
24	XDFZZ	90338	CN3115R-1-20	SET SCREW	2
25	XDFZZ	90338	CN3115R-1-19	BUSHING,NEEDLE BAR	1
26	XDFZZ	90338	CN3115R-1-18	BUSHING,NEEDLE BAR	1
27	XDFZZ	90338	CN3115R-1-7	SET SCREW	2
28	XDFZZ	90338	CN3115R-1-6	SUPPORT,GUIDE BRKT.....	1
29	XDFZZ	90338	CN3115R-1-9	SET SCREW	1
30	XDFZZ	90338	CN3115R-1-8	BUSHING,FLANGED	1
31	XDFZZ	90338	CN3115R-1-16	PIPE,OIL	2
32	XDFZZ	90338	CN3115R-1-56	PIPE,OIL	1
33	XDFZZ	90338	CN3115R-1-21	PIN AND THREAD EYE.....	1
34	XDFZZ	90338	CN3115R-1-17	PIPE,OIL	1
35	XDFZZ	90338	CN3115R-1-15	SET SCREW	1
36	XDFZZ	90338	CN3115R-1-11	SET SCREW,CENTER	1
37	XDFZZ	90338	CN3115R-1-14	WICK,OIL PIPE	1
38	XDFZZ	90338	CN3115R-1-13	BUSHING,ARM SHAFT	1
39	XDFZZ	90338	CN3115R-1-12	PAD,OIL,FELT,CENTER	1
40	XDFZZ	90338	CN3115R-1-10	BUSHING,ARM SHAFT	1
41	XDFZZ	90338	CN3115R-1-54	PLATE,MODEL.....	1
42	XDFZZ	90338	CN3115R-1-52	SCREW,SPRING	2
43	XDFZZ	90338	CN3115R-1-51	SPRING,BED SLIDE	1
44	XDFZZ	90338	CN3115R-1-50	BED SLIDE.....	1
45	XDFZZ	90338	CN3115R-1-49	SCREWPHTHOAT PLATE	2
46	XDFZZ	90338	CN3115R-1-48	PLATE,THROAT.....	1

SECTION II

TM 10-3530-207-24P

(1) ITEM NO	(2) SMR CODE	(3) CAGEC	(4) PART NUMBER	(5) DESCRIPTION AND USABLE ON CODES (UOC)	(6) QTY
				GROUP 06 CLOTHING SEWING MACHINE ASSEMBLY	
				FIG. 32 CLOTHING MACHINE BED AND BATH ACCESSORIES	
47	XDFZZ	90338	CN3115R-1-4	SCREW,ARM,SMALL.....	2
48	XDFZZ	90338	CN3115R-1-3	SCREW,ARM,LARGE	2
49	XDFZZ	90338	CN3115R-1-5	PIN,DOWEL,ARM	2
50	XAFZZ	90338	CN3115R-1-2	BED.....	1
51	XAFZZ	90338	CN3115R-1-1	ARM	1

END OF FIGURE

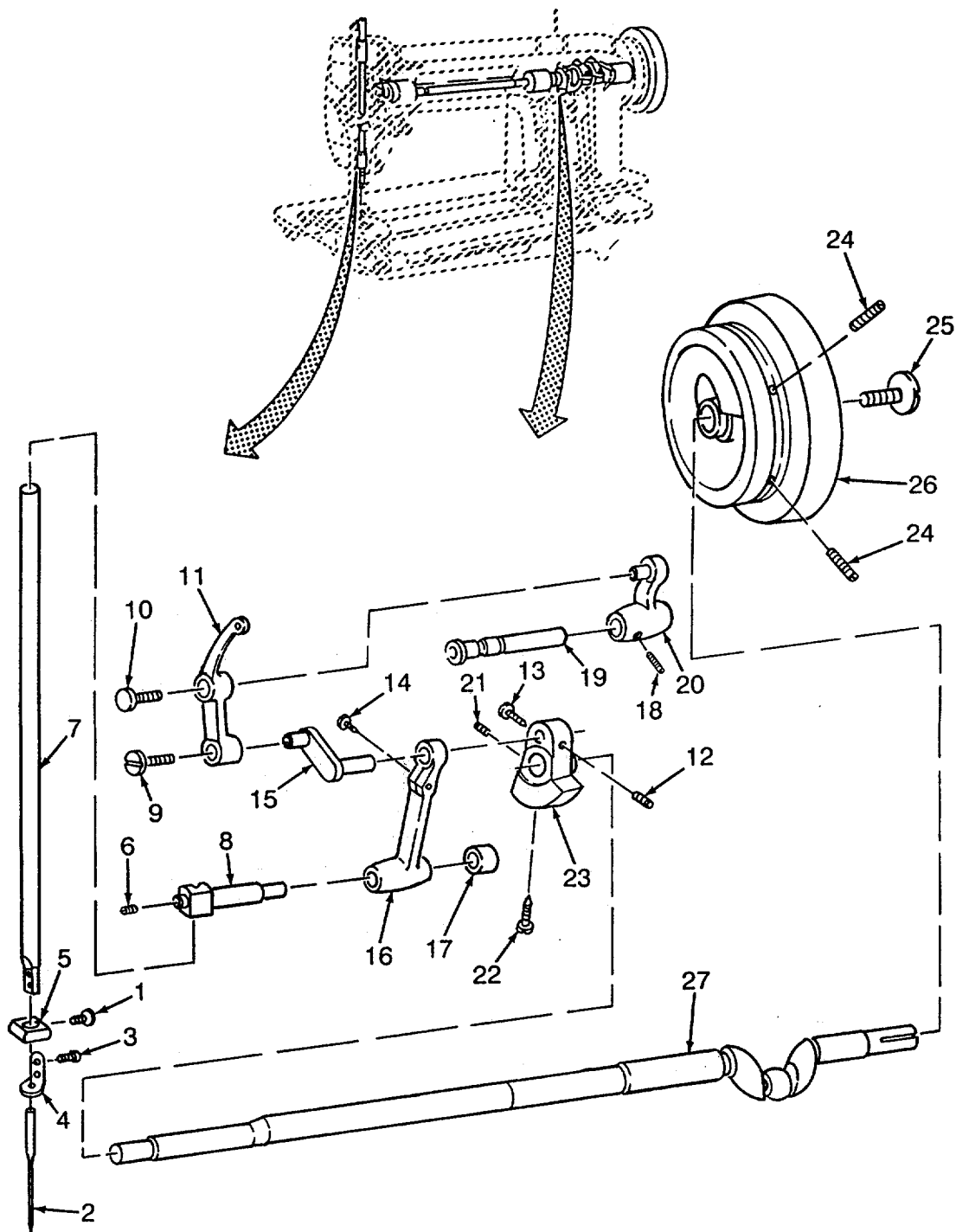


Figure 33. Clothing Machine Needle Bar and Thread Take-up Mechanism

SECTION II

TM 10-3530-207-24P

(1) ITEM NO	(2) SMR CODE	(3) CAGEC	(4) PART NUMBER	(5) DESCRIPTION AND USABLE ON CODES (UOC)	(6) QTY
				GROUP 06 CLOTHING SEWING MACHINE ASSEMBLY	
				FIG. 33 CLOTHING MACHINE NEEDLE BAR AND THREAD TAKE-UP MECHANISM	
1	PAOZZ	90338	CN3115R-2-20	SCREW, NEEDLE CLAMP	1
2	PAOZZ	90338	CN3115R-2-23	NEEDLE	1
3	PAOZZ	90338	CN3115R-2-22	SET SCREW, EYELET	1
4	PAOZZ	90338	CN3115R-2-21	GUIDE, THREAD	1
5	PAOZZ	90338	CN3115R-2-19	CLAMP, NEEDLE	1
6	XDFZZ	90338	CN3115R-2-18	SCREW, STUD CLAMPING	1
7	XDFZZ	90338	CN3115R-2-17	BAR, NEEDLE	1
8	XDFZZ	90338	CN3115R-2-15	STUD, CONNECTING	1
9	XDFZZ	90338	CN3115R-2-9	SET SCREW	1
10	XDFZZ	90338	CN3115R-2-8	STUD, LEVER	1
11	XDFZZ	90338	CN3115R-2-7	LEVER, TAKE UP	1
12	XDFZZ	90338	CN3115R-2-5	STUD, CRANK	1
13	XDFZZ	90338	CN3115R-2-6	SET SCREW, CRANK	1
14	XDFZZ	90338	CN3115R-2-14	SCREW, CAP	1
15	XDFZZ	90338	CN3115R-2-4	CRANK, TAKE UP	1
16	XDFZZ	90338	CN3115R-2-13	LINK, CONNECTING	1
17	XDFZZ	90338	CN3115R-2-16	BLOCK, SLIDE	1
18	XDFZZ	90338	CN3115R-2-12	SCREW, CONNECTING	1
19	XDFZZ	90338	CN3115R-2-11	LINK, CONNECTING	1
20	XDFZZ	90338	CN3115R-2-10	LINK, LEVER	1
21	XDFZZ	90338	CN3115R-2-3	SET SCREW, DRIVER	1
22	XDFZZ	90338	CN3115R-2-2	SCREW, CRANK	1
23	XDFZZ	90338	CN3115R-2-1	CRANK, ECCENTRIC	1
24	XDFZZ	90338	CN3115R-2-26	SET SCREW, PULLEY	2
25	XDFZZ	90338	CN3115R-2-27	SCREW, ARM SHAFT	1
26	XDFZZ	90338	CN3115R-2-25	PULLEY	1
27	XDFZZ	90338	CN3115R-2-24	SHAFT, ARM	1

END OF FIGURE

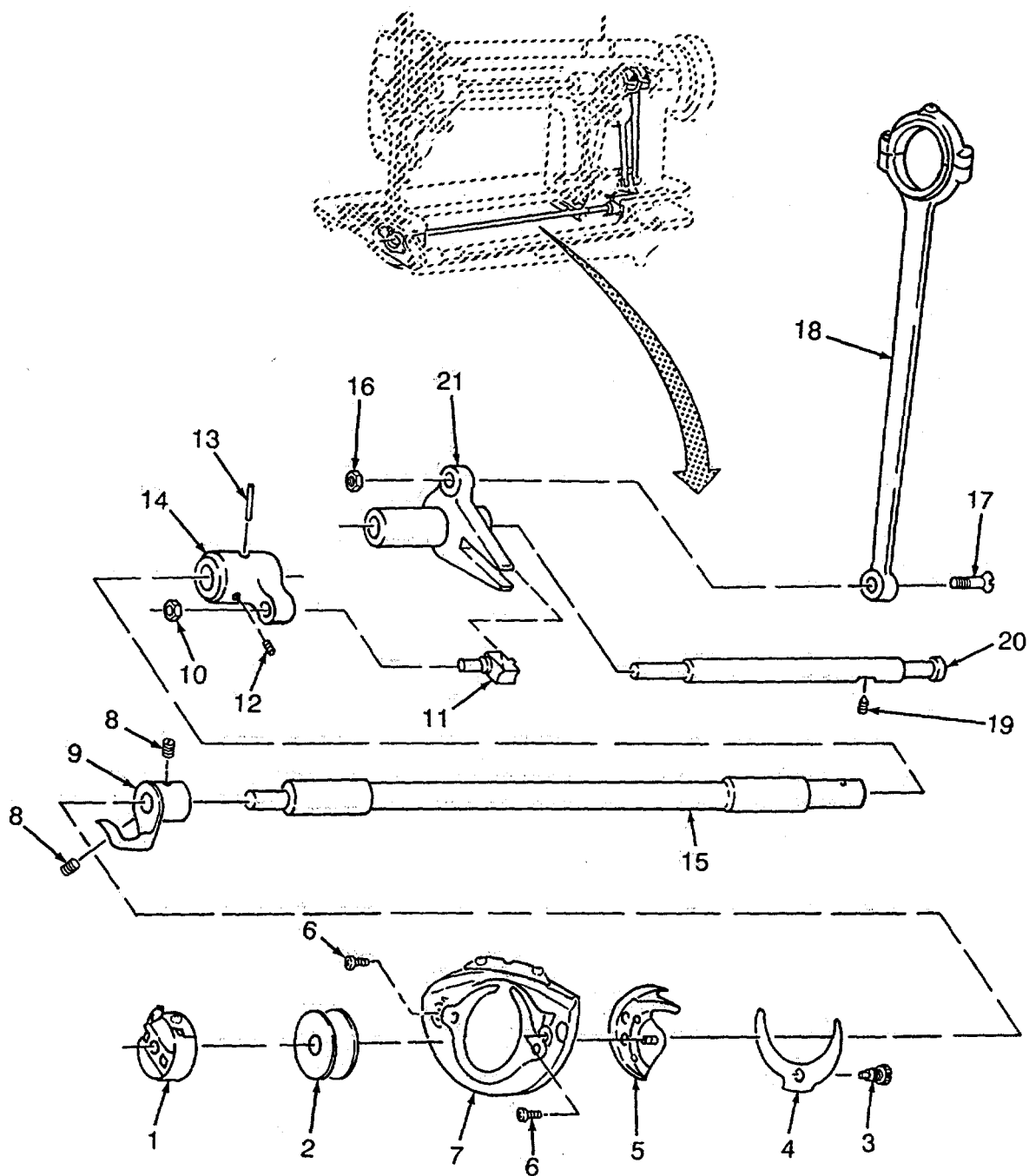


Figure 34. Clothing Machine Arm Shaft and Vertical Shaft Mechanism

SECTION II

TM 10-3530-207-24P

(1) ITEM NO	(2) SMR CODE	(3) CAGEC	(4) PART NUMBER	(5) DESCRIPTION AND USABLE ON CODES (UOC)	(6) QTY
				GROUP 06 CLOTHING SEWING MACHINE ASSEMBLY	
				FIG. 34 CLOTHING MACHINE ARM SHAFT AND VERTICAL SHAFT MECHANISM	
1	PAOZZ	3E060	62740	BOBBIN CASE ASSY	1
2	PAOZZ	90338	2996	BOBBIN	1
3	XDFZZ	90338	CN3115R-3-22	SCREW,CAP	1
4	XDFZZ	90338	CN3115R-3-21	SPRING,RACE BACK	1
5	XDFZZ	90338	12393	HOOK,SHUTTLE	1
6	XDFZZ	90338	145	SCREW,BODY,RACE	2
7	XDFZZ	3E060	24415NH	SHUTTLE RACE ASSY	1
8	XDFZZ	90338	CN3115R-3-14	SCREW,DRIVER	2
9	XDFZZ	90338	CN3115R-3-13	CARRIER,DRIVER	1
10	XDFZZ	90338	CN3115R-3-9	NUT,DRIVER	1
11	XDFZZ	90338	CN3115R-3-7	DRIVER,SUSPENSION	1
12	XDFZZ	90338	CN3115R-3-11	SCREW,STUD	1
13	XDFZZ	90338	CN3115R-3-10	STUD,CRANK	1
14	XDFZZ	90338	CN3115R-3-8	CRANK SHAFTHHOOK.....	1
15	XDFZZ	90338	CN3115R-3-12	SHUTTLE,ROTATING	1
16	XDFZZ	90338	CN3115R-3-4	NUT,ROD SCREW	1
17	XDFZZ	90338	CN3115R-3-3	SCREW,ROD	1
18	XDFZZ	90338	CN3115R-3-1	ROD,CONNECTING	1
19	XDFZZ	90338	CN3115R-3-6	SET SCREW	1
20	XDFZZ	90338	CN3115R-3-5	SHAFT,DRIVER	1
21	XDFZZ	90338	CN3115R-3-2	SHUTTLE	1

END OF FIGURE

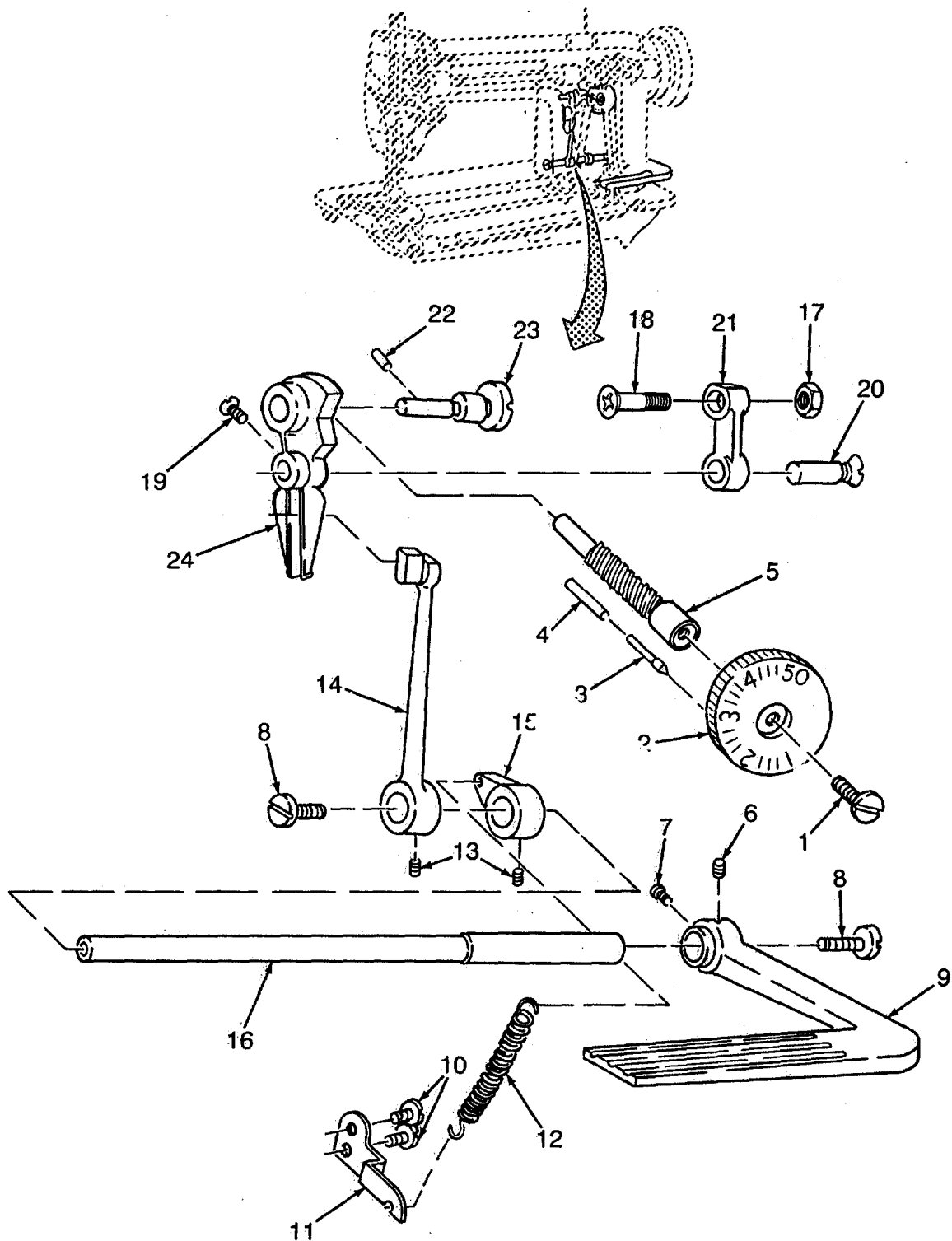


Figure 35. Clothing Machine Stitch Length Regulating Mechanism

SECTION II

TM 10-3530-207-24P

(1) ITEM NO	(2) SMR CODE	(3) CAGEC	(4) PART NUMBER	(5) DESCRIPTION AND USABLE ON CODES (UOC)	(6) QTY
				GROUP 06 CLOTHING SEWING MACHINE ASSEMBLY	
				FIG. 35 CLOTHING MACHINE STITCH LENGTH REGULATING MECHANISM	
1	XDFZZ	90338	CN3115R-5-3	SCREW	1
2	XDFZZ	90338	CN3115R-5-1	DIAL	1
3	XDFZZ	90338	CN3115R-5-4	PIN, STOPPER	1
4	XDFZZ	90338	CN3115R-5-5	SPRING, STOPPER PIN	1
5	XDFZZ	90338	CN3115R-5-2	SCREW, FEED REGULATR.....	1
6	XDOZZ	90338	CN3115R-5-22	SETSCREW	1
7	XDOZZ	90338	CN3115R-5-21	SCREW	1
8	XDOZZ	90338	CN3115R-5-24	SCREW, SHAFT	2
9	XDOZZ	90338	CN3115R-5-20	LEVER, BACKTACKING.....	1
10	XDFZZ	90338	CN3115R-5-19	SCREW	2
11	XDFZZ	90338	CN3115R-5-18	BRACKET, SPRING	1
12	XDFZZ	90338	CN3115R-5-17	SPRING, CRANK	1
13	XDFZZ	90338	CN3115R-5-15	SETSCREW, CRANK.....	2
14	XDFZZ	90338	CN3115R-5-14	CRANK, BACKTACKING	1
15	XDFZZ	90338	CN3115R-5-16	BRACKET, REGULATING	1
16	XDFZZ	90338	CN3115R-5-23	SHAFT, LEVER	1
17	XDFZZ	90338	CN3115R-5-13	NUT	1
18	XDFZZ	90338	CN3115R-5-12	SCREW	1
19	XDFZZ	90338	CN3115R-5-11	SCREW	1
20	XDFZZ	90338	CN3115R-5-10	PIN, HINGE	1
21	XDFZZ	90338	CN3115R-5-9	LINK, CONNECTING	1
22	XDFZZ	90338	CN3115R-5-8	PIN, HINGE	1
23	XDFZZ	90338	CN3115R-5-7	PIN, HINGE	1
24	XDFZZ	90338	CN3115R-5-6	REGULATOR, FEED.....	1

END OF FIGURE

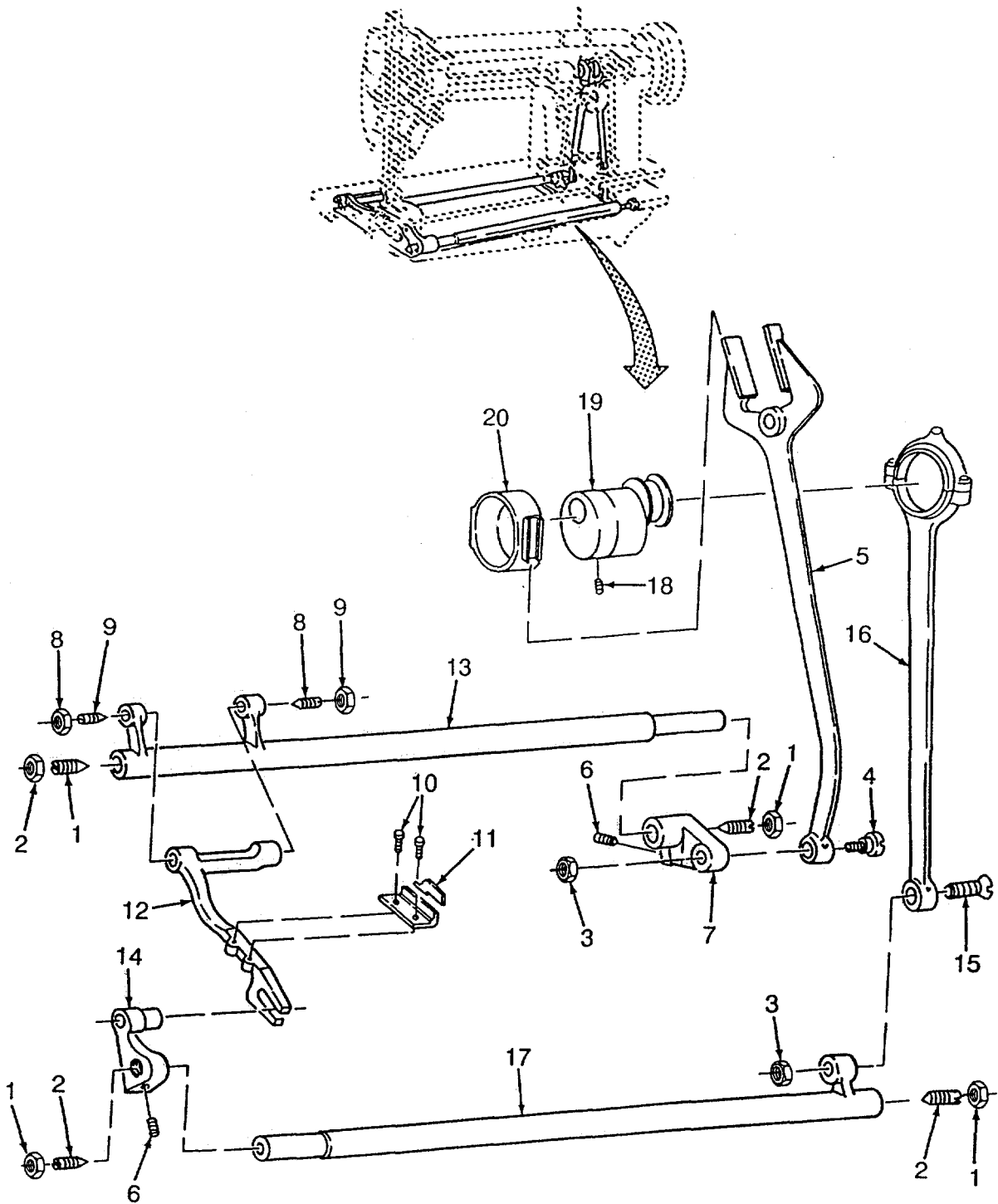


Figure 36. Clothing Machine Feeding and Feed Lifting Mechanism

SECTION II

TM 10-3530-207-24P

(1) ITEM NO	(2) SMR CODE	(3) CAGEC	(4) PART NUMBER	(5) DESCRIPTION AND USABLE ON CODES (UOC)	(6) QTY
				GROUP 06 CLOTHING SEWING MACHINE ASSEMBLY	
				FIG. 36 CLOTHING MACHINE FEEDING AND FEED LIFTING MECHANISM	
1	XDFZZ	90338	CN3115R-4-11	NUT	4
2	XDFZZ	90338	CN3115R-4-10	SCREW,SHAFT	4
3	XDFZZ	90338	CN3115R-4-8	NUT	2
4	XDFZZ	90338	CN3115R-4-7	SCREWTCONNECTING	1
5	XDFZZ	90338	CN3115R-4-4	ROD,CONNECTING	1
6	XDFZZ	90338	CN3115R-4-6	SET SCREW,CRANK	1
7	XDFZZ	90338	CN3115R-4-5	CRANK,SHAFT	1
8	XDFZZ	90338	CN3115R-4-14	NUT	2
9	XDFZZ	90338	CN3115R-4-13	SCREW,BAR	2
10	XDFZZ	90338	CN3115R-4-16	SCREW,DOG	2
11	XDFZZ	90338	CN3115R-4-15	DOG,FEED	1
12	XDFZZ	90338	CN3115R-4-12	BAR,FEED	1
13	XDFZZ	90338	CN3115R-4-9	SHAFT,FEED	1
14	XDFZZ	90338	CN3115R-4-19	CRANK,FEED LIFTING	1
15	XDFZZ	90338	CN3115R-4-18	SCREW,ROD	1
16	XDFZZ	90338	CN3115R-4-17	ROD,CRANK	1
17	XDFZZ	90338	CN3115R-4-20	SHAFT,FEED LIFTING	1
18	XDFZZ	90338	CN3115R-4-2	SCREW,SET	1
19	XDFZZ	90338	CN3115R-4-1	CAM,FEED	1
20	XDFZZ	90338	CN3115R-4-3	BLOCK,SLIDE,FORK	1

END OF FIGURE

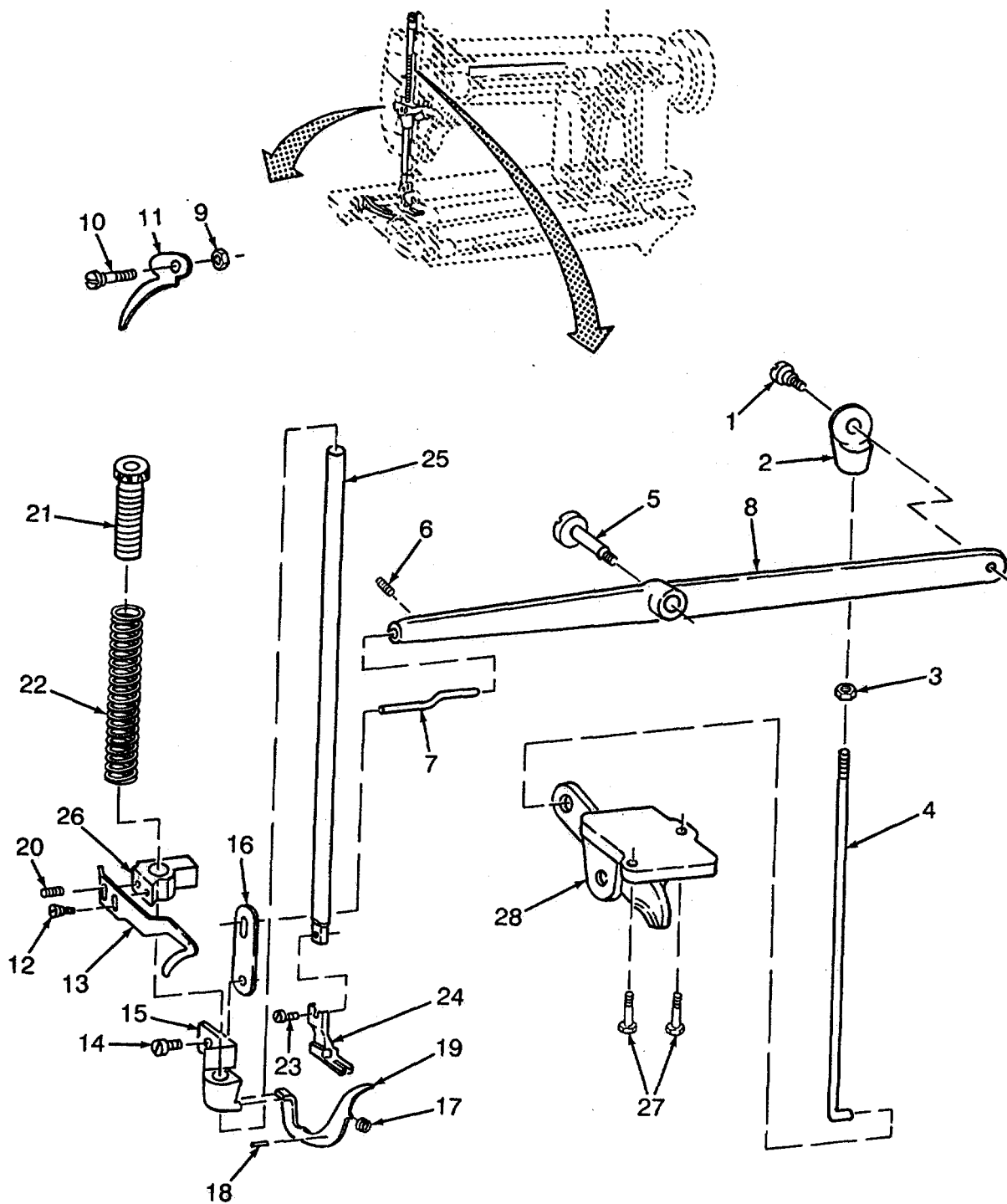


Figure 37. Clothing Machine Presser Foot Mechanism

SECTION II

TM 10-3530-207-24P

(1) ITEM NO	(2) SMR CODE	(3) CAGEC	(4) PART NUMBER	(5) DESCRIPTION AND USABLE ON CODES (UOC)	(6) QTY
				GROUP 06 CLOTHING SEWING MACHINE ASSEMBLY	
				FIG. 37 CLOTHING MACHINE PRESSER FOOT MECHANISM	
1	XDFZZ	90338	CN3115R-6-24	SCREW,ROD JOINT	1
2	XDFZZ	90338	CN3115R-6-23	JOINT,ROD CONNECT	1
3	XDFZZ	90338	CN3115R-6-25	NUT,CONNECTING	1
4	XDFZZ	90338	CN3115R-6-26	ROD,CONNECTING	1
5	XDFZZ	90338	CN3115R-6-22	SCREW,LIFTING LEVER	1
6	XDFZZ	90338	CN3115R-6-20	SCREW,LEVER PIN	1
7	XDFZZ	90338	CN3115R-6-19	PIN,LEVER.....	1
8	XDFZZ	90338	CN3115R-6-21	LEVER,LIFTING	1
9	XDFZZ	90338	CN3115R-6-12	NUT	1
10	XDFZZ	90338	CN3115R-6-11	SCREW,LIFTER.....	1
11	XDFZZ	90338	CN3115R-6-10	LIFTER,PRESSER BAR	1
12	XDFZZ	90338	CN3115R-6-9	SCREW,THREAD GUIDE	1
13	XDFZZ	90338	CN3115R-6-8	GUIDE,THREAD.....	1
14	XDFZZ	90338	CN3115R-6-18	SCREW,GUIDE BRACKET	1
15	XDFZZ	90338	CN3115R-6-16	LEVER,LIFTER.....	1
16	XDFZZ	90338	CN3115R-6-17	BRACKET,GUIDE	1
17	XDFZZ	90338	CN3115R-6-15	SPRING,LEVER.	1
18	XDFZZ	90338	CN3115R-6-14	PIN,HINGE	1
19	XDFZZ	90338	CN3115R-6-13	LEVER,TENSION REL	1
20	XDFZZ	90338	CN3115R-6-7	SET SCREW	1
21	XDFZZ	90338	CN3115R-6-4	SCREW,THUMB	1
22	XDFZZ	90338	CN3115R-6-5	SPRING,PRESSER BAR.....	1
23	XDFZZ	90338	CN3115R-6-3	SCREW,FOOT	1
24	XDFZZ	90338	CN3115R-6-2	FOOT,PRESSER.....	1
25	XDFZZ	90338	CN3115R-6-1	BAR,LIFTING PRESSER.....	1
26	XDFZZ	90338	CN3115R-6-6	BRACKET,LIFTING	1
27	XDFZZ	90338	CN3115R-6-28	SCREW,MOUNTING BASE	2
28	XDFZZ	90338	CN3115R-6-27	BASE,MOUNTING.....	1

END OF FIGURE

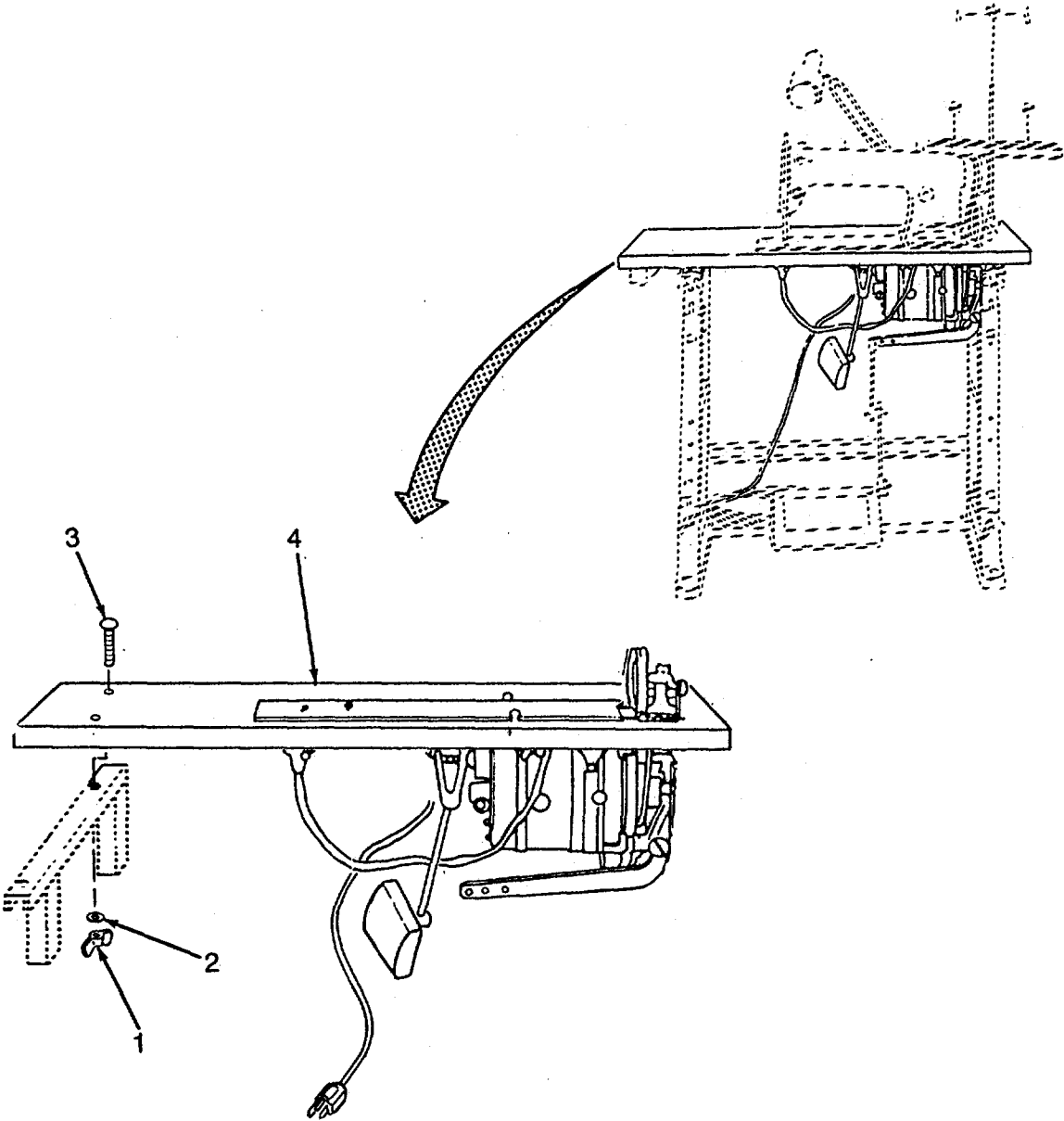


Figure 38. Clothing Machine Table Top Assembly

SECTION II

TM 10-3530-207-24P

(1) ITEM NO	(2) SMR CODE	(3) CAGEC CAGEC	(4) PART NUMBER	(5) DESCRIPTION AND USABLE ON CODES (UOC)	(6) QTY
				GROUP 06 CLOTHING SEWING MACHINE ASSEMBLY	
				FIG. 38 CLOTHING MACHINE TABLE TOP ASSEMBLY	
1	PAOZZ	39428	92001A030	NUT, WING	4
2	PAOZZ	96906	MS15795-811	WASHER, FLAT	4
3	PAOZZ	39428	92356A593	BOLT, CARRIAGE	4
4	XDOOO	81337	6-1-6383	TABLE TOP ASSY	4

END OF FIGURE

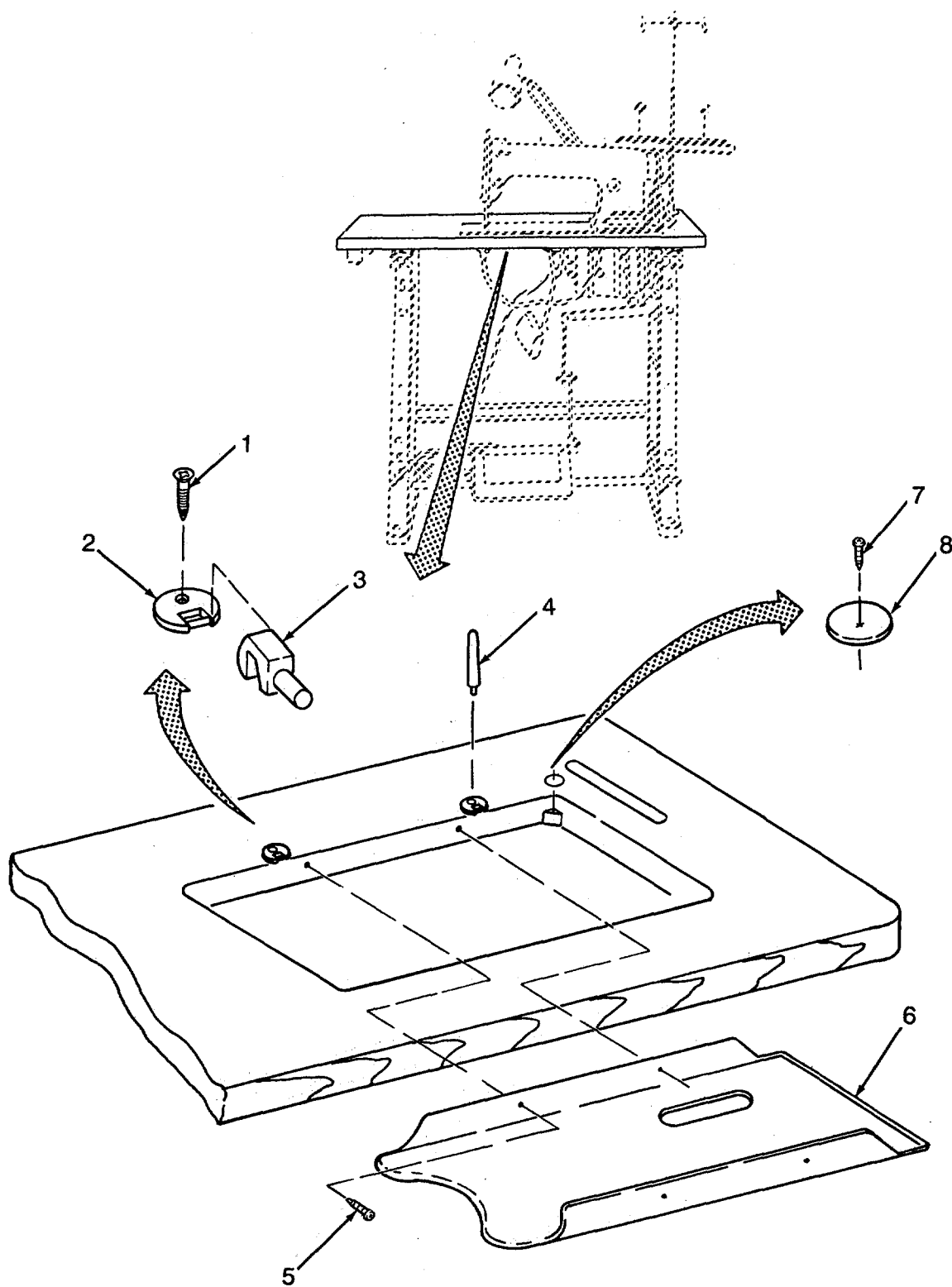


Figure 39. Clothing Machine Hinge Plate, Hook Pin, Oil Plate, and Pad

SECTION II

TM 10-3530-207-24P

(1) ITEM NO	(2) SMR CODE	(3) CAGEC	(4) PART NUMBER	(5) DESCRIPTION AND USABLE ON CODES (UOC)	(6) QTY
				GROUP 06 CLOTHING SEWING MACHINE ASSEMBLY	
				FIG. 39 CLOTHING MACHINE HINGE PLATE, HOOK PIN, OIL PLATE, AND PAD	
1	XDFZZ	90338	CN3115R-8-15	SCREW	2
2	XDFZZ	90338	CN3115R-8-14	HINGE PLATE	2
3	XDOZZ	90338	CN3115R-8-13	HINGE HOOK.....	2
4	PAOZZ	90598	6-1-9557-04-26	PIN,WOOD HEAD	1
5	XDFZZ	90338	CN3115R-8-11	SCREW,SHOE	4
6	XDFZZ	90338	CN3115R-8-10	OIL PLATE	1
7	XDFZZ	90338	6-1-6383-16	BRAD	4
8	XDFZZ	90338	6-1-6383-9	FELT,PAD	4

END OF FIGURE

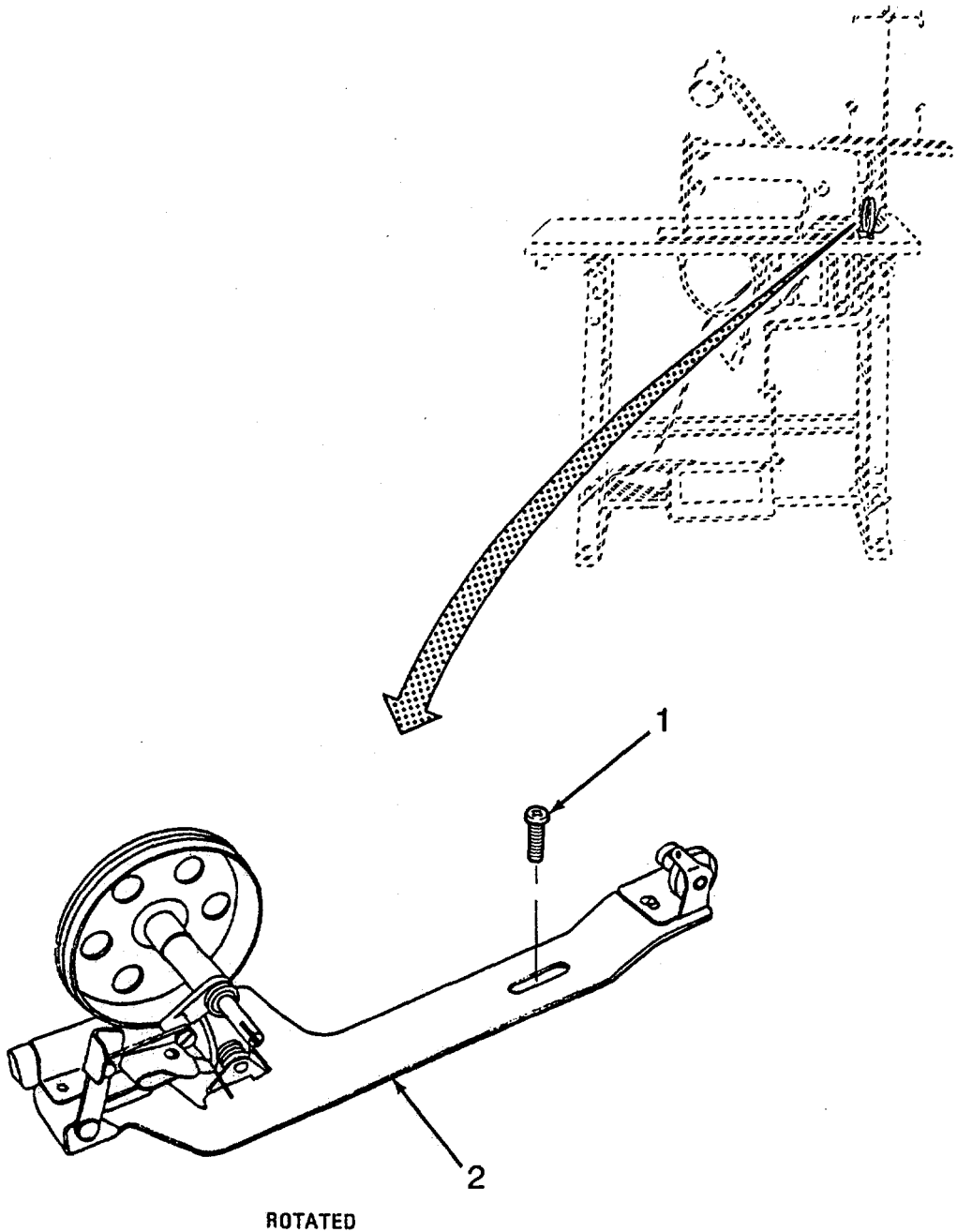


Figure 40. Clothing Machine Bobbin Winder

SECTION II

TM 10-3530-207-24P

(1) ITEM NO	(2) SMR CODE	(3) CAGEC	(4) PART NUMBER	(5) DESCRIPTION AND USABLE ON CODES (UOC)	(6) QTY
				GROUP 06 CLOTHING SEWING MACHINE ASSEMBLY	
				FIG. 40 CLOTHING MACHINE BOBBIN WINDER	
1	XDOZZ	96906	MS35276-265	SCREW,MACHINE.....	2
2	PAOZZ	90338	CN3115R-7	BOBBIN WINDER.....	1

END OF FIGURE

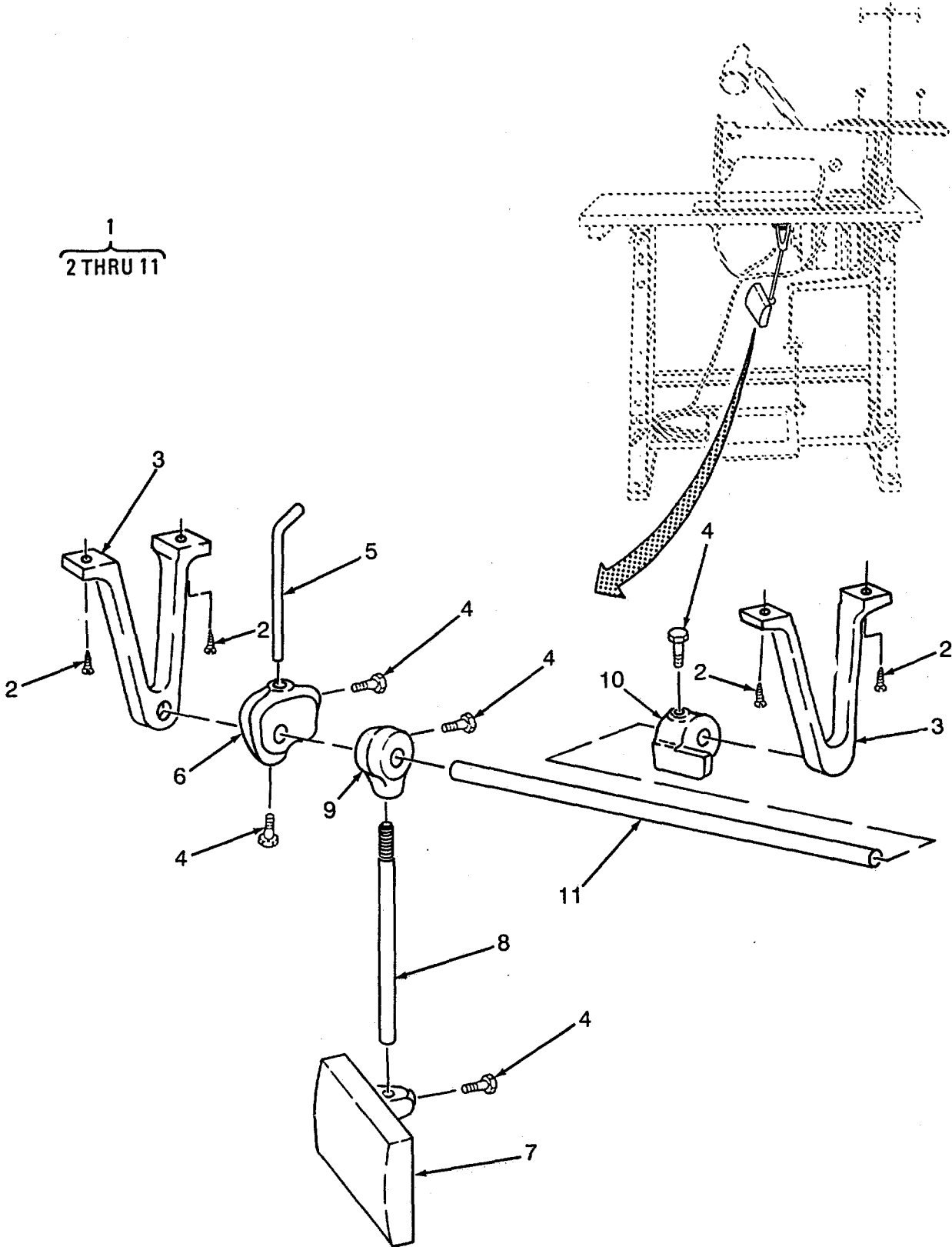


Figure 41. Clothing Machine Knee Lever Assembly

SECTION II			TM 10-3530-207-24P		
(1)	(2)	(3)	(4)	(5)	(6)
ITEM	SMR		PART		
NO	CODE	CAGEC	NUMBER	DESCRIPTION AND USABLE ON CODES (UOC)	QTY

GROUP 06 CLOTHING SEWING MACHINE
ASSEMBLY

FIG. 41 CLOTHING MACHINE KNEE LEVER
ASSEMBLY

1	XDOOO	90338	CN3115R-8	LIFT KNEE LEVER ASY	1
2	XDOZZ	90338	CN3115R-8-12	SCREW WOOD	4
3	XDOZZ	90338	CN3115R-8-1	BASE, LIFT LEVER	2
4	XDOZZ	90338	CN3115R-8-6	SET SCREW	5
5	XDOZZ	90338	CN3115R-8-8	CRANK SHAFT LIFTER	1
6	XDOZZ	90338	CN3115R-8-7	STOP BRACKET	1
7	XDOZZ	90338	CN3115R-8-5	PLATE KNEE	1
8	XDOZZ	90338	CN3115R-8-4	ROD	4
9	XDOZZ	90338	CN3115R-8-3	CRANK JOINT	1
10	XDOZZ	90338	CN3115R-8-9	STOP, SHAFT	1
11	XDOZZ	90338	CN3115R-8-2	HORIZONTALSHAFT	1

END OF FIGURE

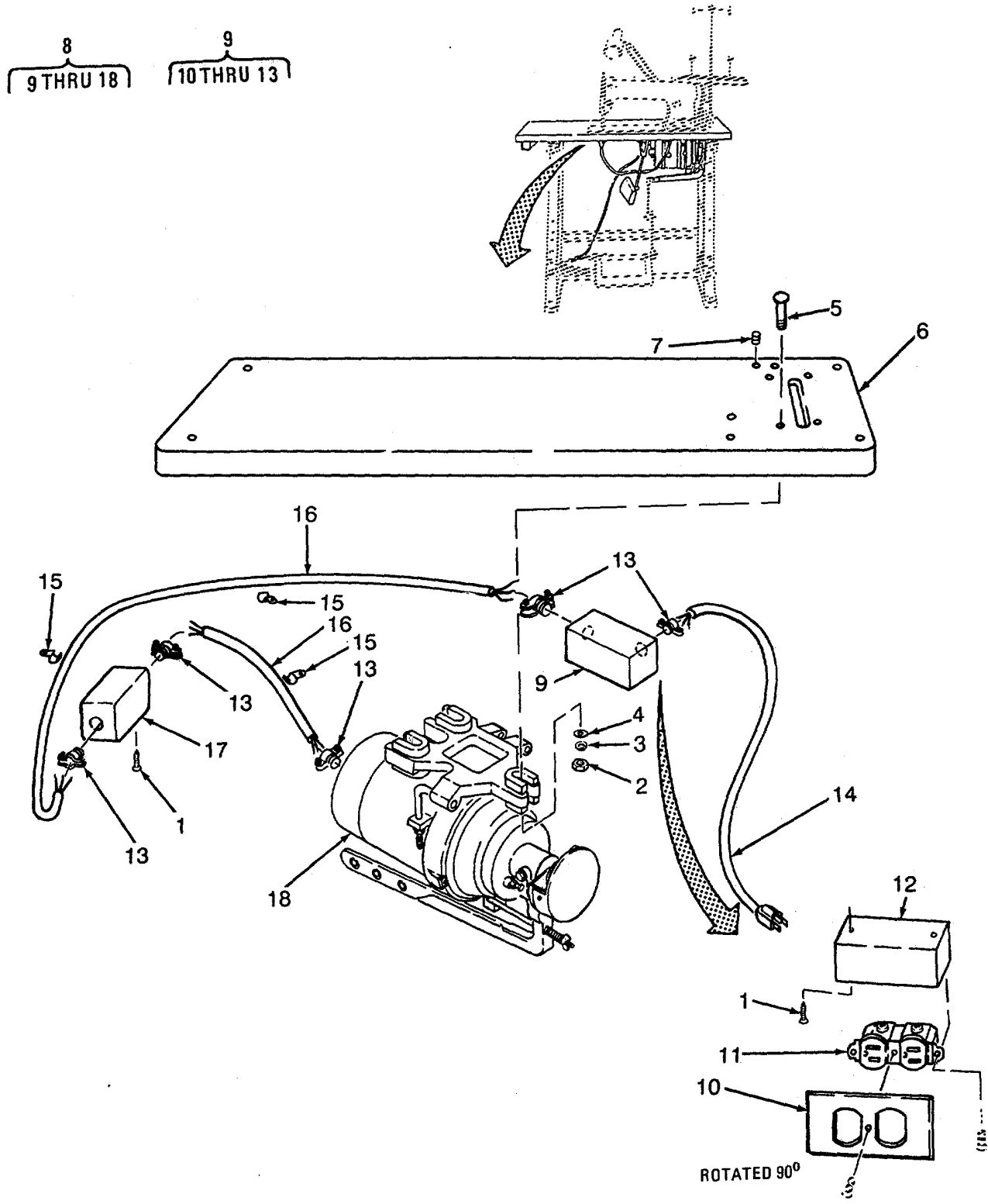


Figure 42. Clothing Machine Table Top and Clutch Motor Assembly

SECTION II			TM 10-3530-207-24P		
(1)	(2)	(3)	(4)	(5)	(6)
ITEM	SMR		PART		
NO	CODE	CAGEC	NUMBER	DESCRIPTION AND USABLE ON CODES (UOC)	QTY

GROUP 06 CLOTHING SEWING MACHINE
ASSEMBLY

FIG. 42 CLOTHING MACHINE TABLE TOP
AND CLUTCH MOTOR ASSEMBLY

1	XDFZZ	96906	MS35494-124	SCREW, WOOD	4
2	XDFZZ	90338	HS-10-70	NUT	3
3	XDFZZ	90338	HS-10-69	WASHER, LOCK.....	3
4	XDFZZ	90338	HS-10-68	WASHER, FLAT	3
5	XDFZZ	90338	HS-10-67	BOLT, CARRIAGE	3
6	XDFZZ	81337	6-1-6382	TOP, WORK TABLE	1
7	XDFZZ	96906	MS35914-150	INSERT, SCREW THREAD	5
8	XDFFF	81337	6-1-6383-2	CLUTCH MOTOR ASSY	1
9	XDFFF	81337	6-1-6383-24	RECEPTACLE ASSEMBLY	1
10	XDFZZ	74545	S-8	COVER, W/SCREW.....	1
11	XDFZZ	74545	BR-15	RECEPTACLE.....	1
12	XDFZZ	39428	71695K21	BOX, ELECTRICAL	1
13	XDFZZ	59730	3302	BOX CONNECTOR, ELECT.....	5
14	XDFZZ	90338	HS-10-82	CORD, POWER	1
15	XDFZZ	13764	22NCCO900F	CLIP, PLASTIC/NAIL	7
16	MFFZZ	19099	TYPERM-V WIRE	MAKE FROM BULK P/N 1W673,	
				CUT TO LENGTH.....	
17	XDFZZ	01121	600-TAX5B	SWITCH, PUSH BUTTON	1
18	XDFFF	90338	1OCIL507F	CLUTCH AND MOTOR AY	1

END OF FIGURE

1
2 THRU 6

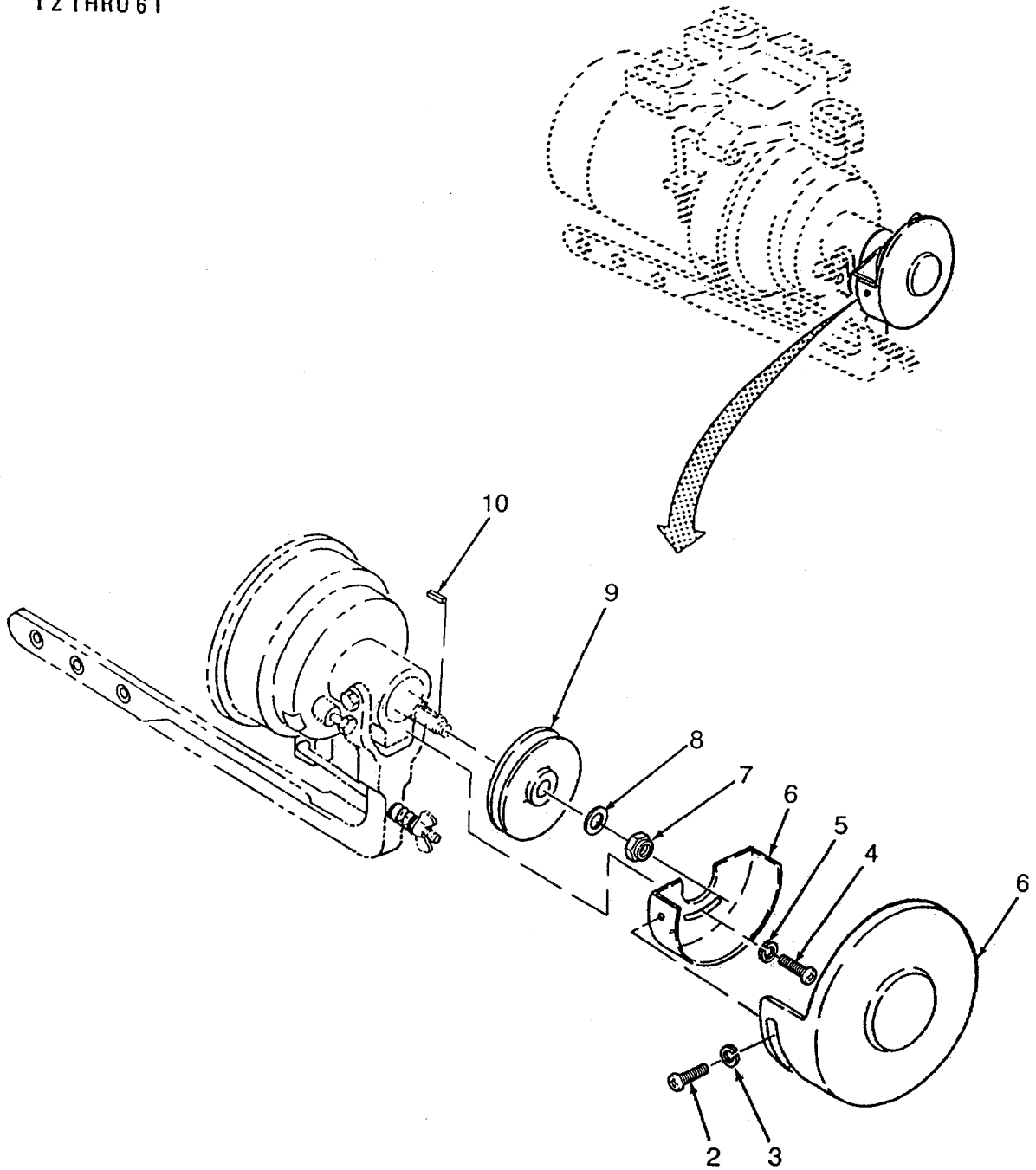


Figure 43. Clothing Machine Belt Guard and Pulley

SECTION II

TM 10-3530-207-24P

(1) ITEM NO	(2) SMR CODE	(3) CAGEC CAGEC	(4) PART NUMBER	(5) DESCRIPTION AND USABLE ON CODES (UOC)	(6) QTY
				GROUP 06 CLOTHING SEWING MACHINE ASSEMBLY	
				FIG. 43 CLOTHING MACHINE BELT GUARD AND PULLEY	
1	XDFFF	90338	HS-A-CS47	BELT GUARD ASSEMBLY	1
2	XDFZZ	90338	HS-A-47-3	SCREW.....	2
3	XDFZZ	90338	HS-A-47-4	WASHER, LOCK	2
4	XDFZZ	90338	HS-A-47-1	SCREW.....	2
5	XDFZZ	90338	HS-A-47-2	WASHER, LOCK	2
6	XDFZZ	90338	HS-A-47	GUARD COVER	1
7	XDFZZ	90338	HS-10-59	LOCKNUT	1
8	XDFZZ	90338	HS-10-59-1	WASHER, SPRING	1
9	XDFZZ	90338	HS-10-71	PULLEY.....	1
10	XDFZZ	90338	HS-10-39	KEY	1

END OF FIGURE

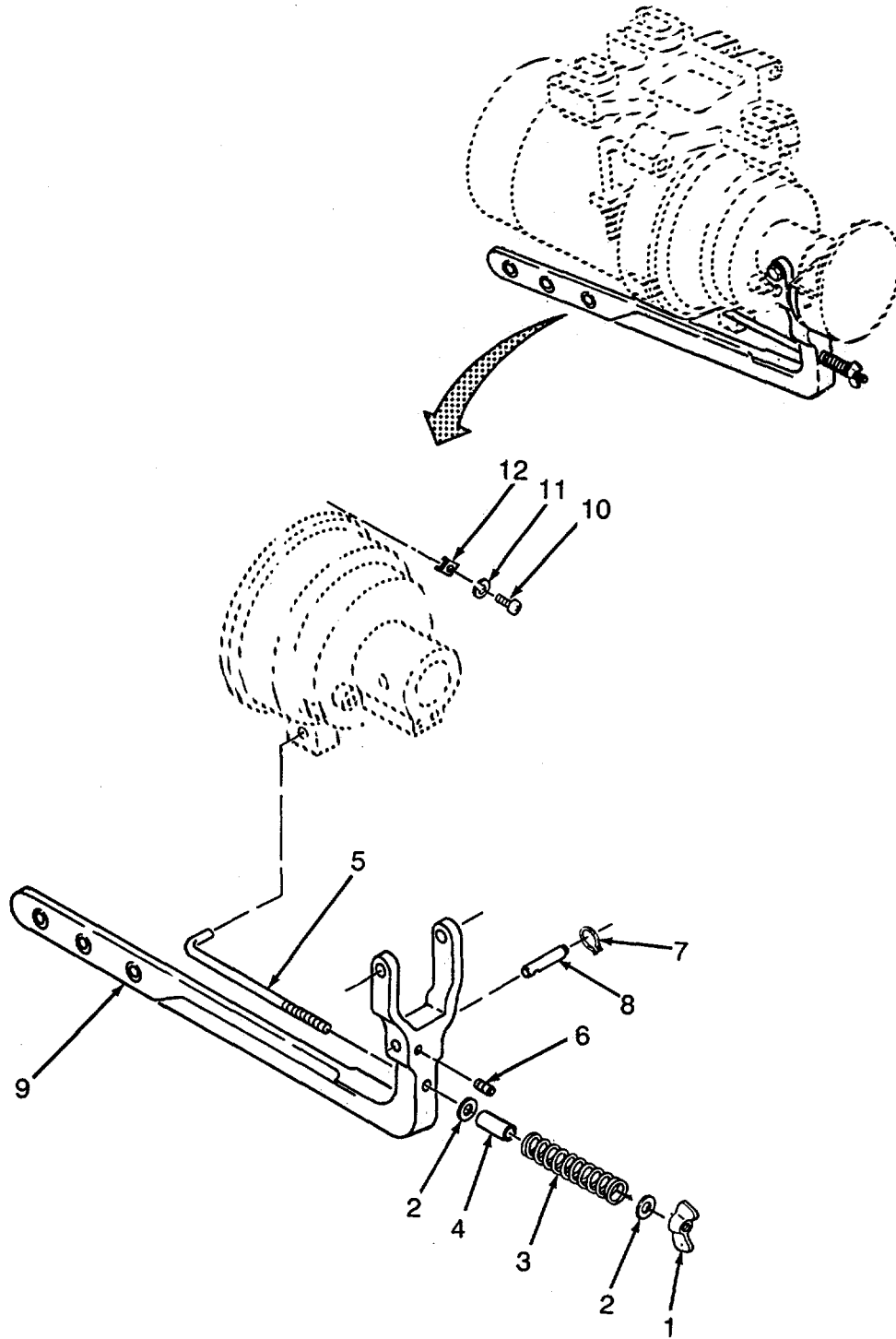


Figure 44. Clothing Machine Clutch Motor Lever and Housing

SECTION II

TM 10-3530-207-24P

(1) ITEM NO	(2) SMR CODE	(3) CAGEC CAGEC	(4) PART NUMBER	(5) DESCRIPTION AND USABLE ON CODES (UOC)	(6) QTY
GROUP 06 CLOTHING SEWING MACHINE ASSEMBLY					
FIG. 44 CLOTHING MACHINE CLUTCH MOTOR LEVER AND HOUSING					
1	XDFZZ	90338	HS-10-58	NUT, WING	1
2	XDFZZ	90338	HS-10-55	WASHER	2
3	XDFZZ	90338	HS-10-56	SPRING	1
4	XDFZZ	90338	HS-10-57	TUBE, SPRING.....	1
5	XDFZZ	90338	HS-10-54	ROD, ADJUSTING	1
6	XDFZZ	90338	HS-10-48	SET SCREW.....	1
7	XDFZZ	90338	HS-10-51	RING, RETAINER.....	2
8	XDFZZ	90338	HS-10-50	PIN, LEVER	1
9	XDFZZ	90338	HS-10-49	LEVER, CLUTCH	1
10	XDFZZ	90338	HS-10-43	SCREW	3
11	XDFZZ	90338	AS-10-44	WASHER, LOCK	3
12	XDFZZ	90338	HS-10-42	RETAINER.....	3

END OF FIGURE

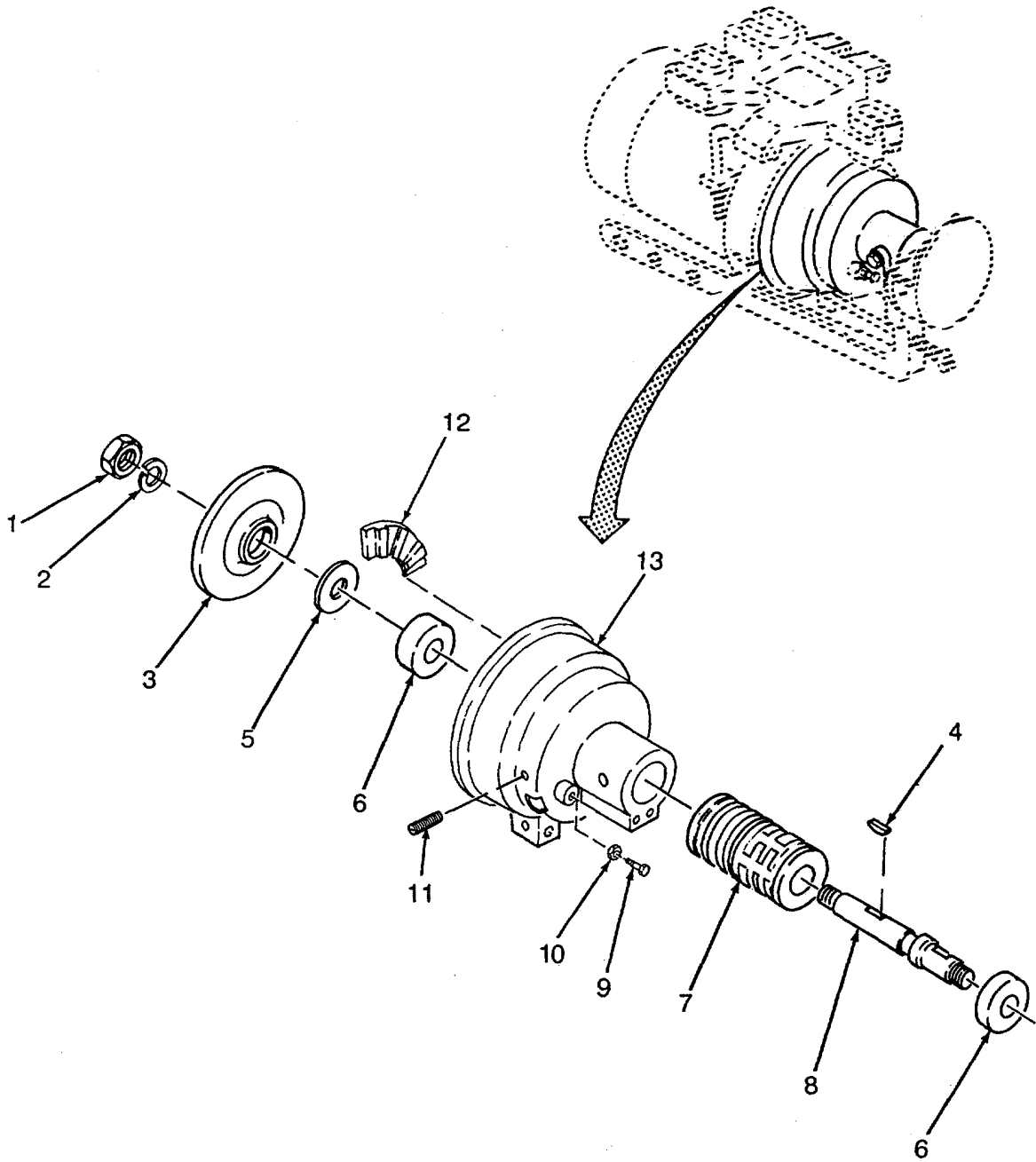


Figure 45. Clothing Machine Clutch Motor Bearing, Shaft and Plate

SECTION II

TM 10-3530-207-24P

(1) ITEM NO	(2) SMR CODE	(3) CAGEC CAGEC	(4) PART NUMBER	(5) DESCRIPTION AND USABLE ON CODES (UOC)	(6) QTY
-------------------	--------------------	-----------------------	-----------------------	--	------------

GROUP 06 CLOTHING SEWING MACHINE
ASSEMBLYFIG. 45 CLOTHING MACHINE CLUTCH
MOTOR BEARING, SHAFT AND
PLATE

1	XDFZZ	90338	HS-10-32	NUT	1
2	XDFZZ	90338	HS-10-31	WASHER, LOCK	1
3	XDFZZ	90338	AS-10-36	CLUTCH PLATE.....	1
4	XDFZZ	90338	HS-10-37-4	KEY.....	1
5	XDFZZ	90338	HS-10-38-1	WASHER, NEOPRENE	1
6	XDFZZ	90338	HS-10-38	BEARING, BALL	2
7	XDFZZ	90338	HS-10-40	SLEEVE, CLUTCH	1
8	XDFZZ	90338	HS-10-37	SHAFT	1
9	XDFZZ	90338	HS-10-46	BOLT, ADJUSTMENT	1
10	XDFZZ	90338	HS-10-47	NUT	3
11	XDFZZ	90338	HS-10-48	SET SCREW, BRAKE	1
12	XDFZZ	90338	HS-10-45	BRAKE BLOCK.....	1
13	XDFZZ	90338	HS-10-41	HOUSING, CLUTCH	1

END OF FIGURE

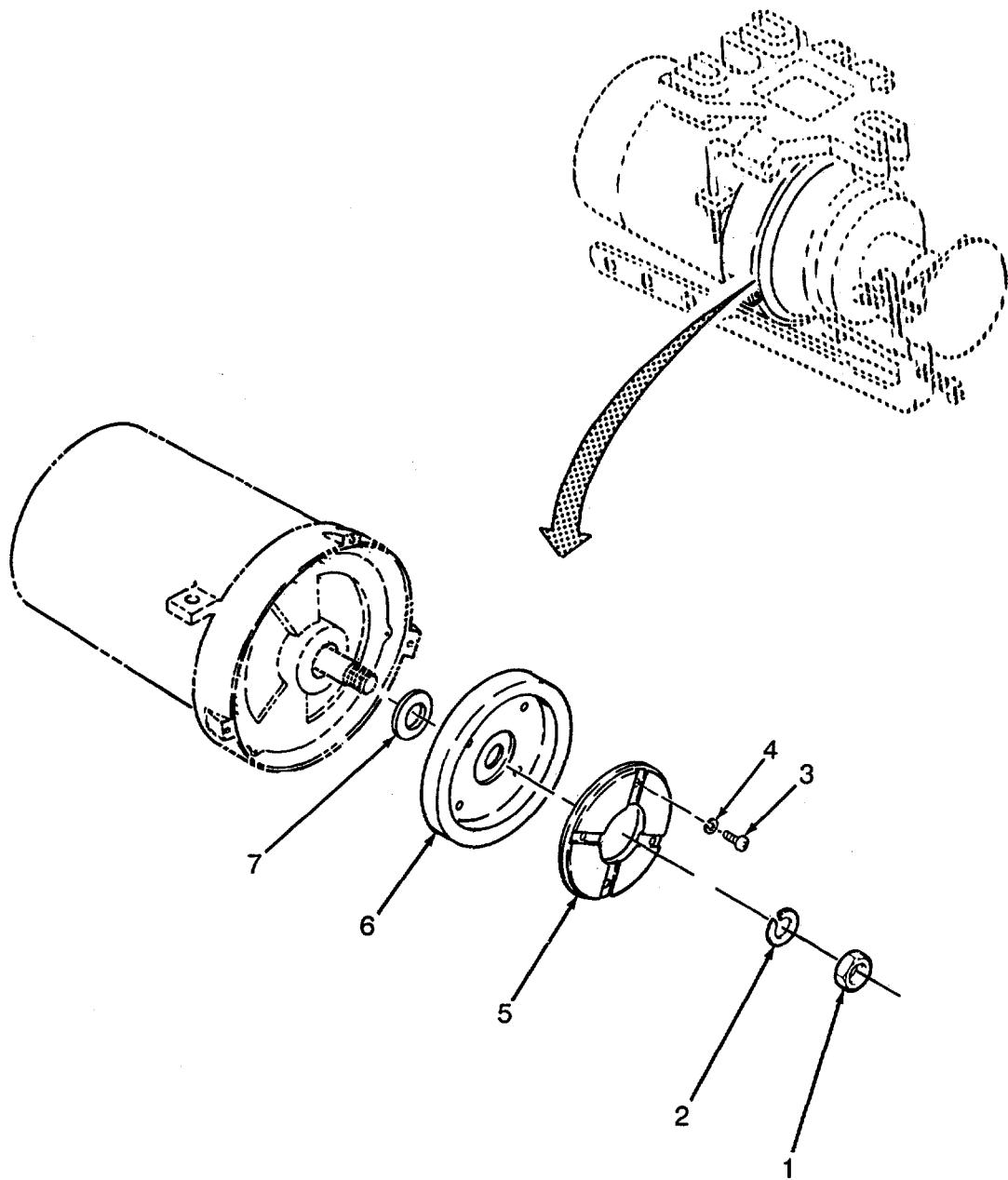


Figure 46. Clothing Machine Clutch Motor Fly Wheel

SECTION II

TM 10-3530-207-24P

(1) ITEM NO	(2) SMR CODE	(3) CAGEC	(4) PART NUMBER	(5) DESCRIPTION AND USABLE ON CODES (UOC)	(6) QTY
-------------------	--------------------	--------------	-----------------------	--	------------

GROUP 06 CLOTHING SEWING MACHINE
ASSEMBLY

FIG. 46 CLOTHING MACHINE CLUTCH
MOTOR FLYWHEEL

1	XDFZZ	90338	HS-10-32	NUT	1
2	XDFZZ	90338	HS-10-31	WASHER, LOCK	1
3	XDFZZ	90338	HS-10-34	SCREW	4
4	XDFZZ	90338	HS-10-35	WASHER, STOP	4
5	XDFZZ	90338	HS-10-33	DISK, CLUTCH RING	1
6	XDFZZ	90338	HS-10-29	FLYWHEEL	1
7	XDFZZ	90338	HS-10-8	WASHER	1

END OF FIGURE

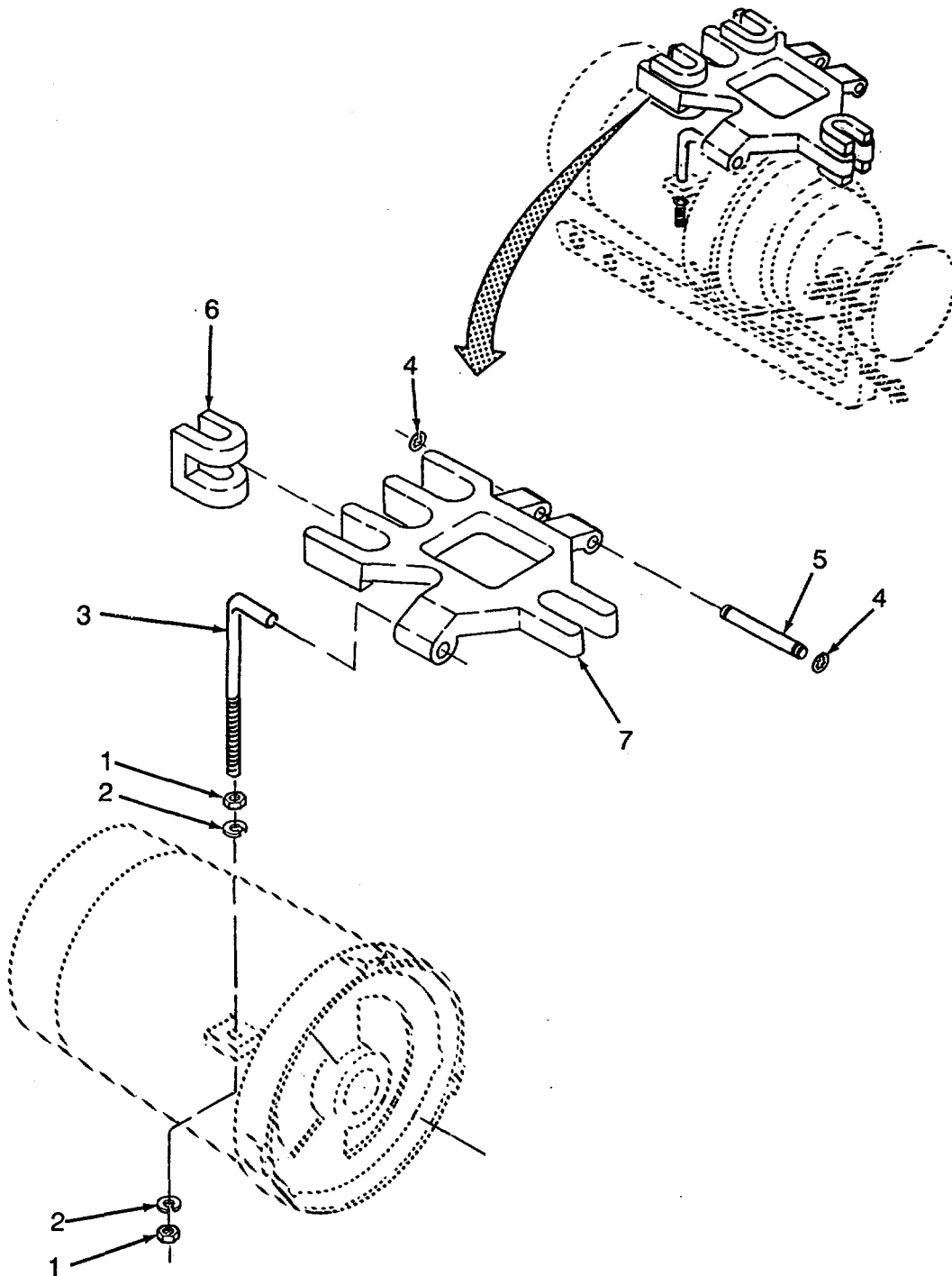


Figure 47. Clothing Machine Clutch Motor Belt Tightener

SECTION II

TM10-3530-207-24P

(1) ITEM NO	(2) SMR CODE	(3) CAGEC	(4) PART NUMBER	(5) DESCRIPTION AND USABLE ON CODES (UOC)	(6) QTY
-------------------	--------------------	--------------	-----------------------	--	------------

GROUP 06 CLOTHING SEWING MACHINE
ASSEMBLYFIG. 47 CLOTHING MACHINE CLUTCH
MOTOR BELT TIGHTENER

1	XDFZZ	90338	HS-10-64	NUT	2
2	XDFZZ	90338	HS-10-65	WASHER, LOCK	2
3	XDFZZ	90338	HS-10-63	ROD, ADJUSTING.....	1
4	XDFZZ	90338	HS-10-62	RING, RETAINING	2
5	XDFZZ	90338	HS-10-61	HINGE PIN	1
6	XDFZZ	90338	HS-10-66	INSULATOR, VIBRATION	3
7	XDFZZ	90338	HS-10-60	BELT TIGHTENER	1

END OF FIGURE

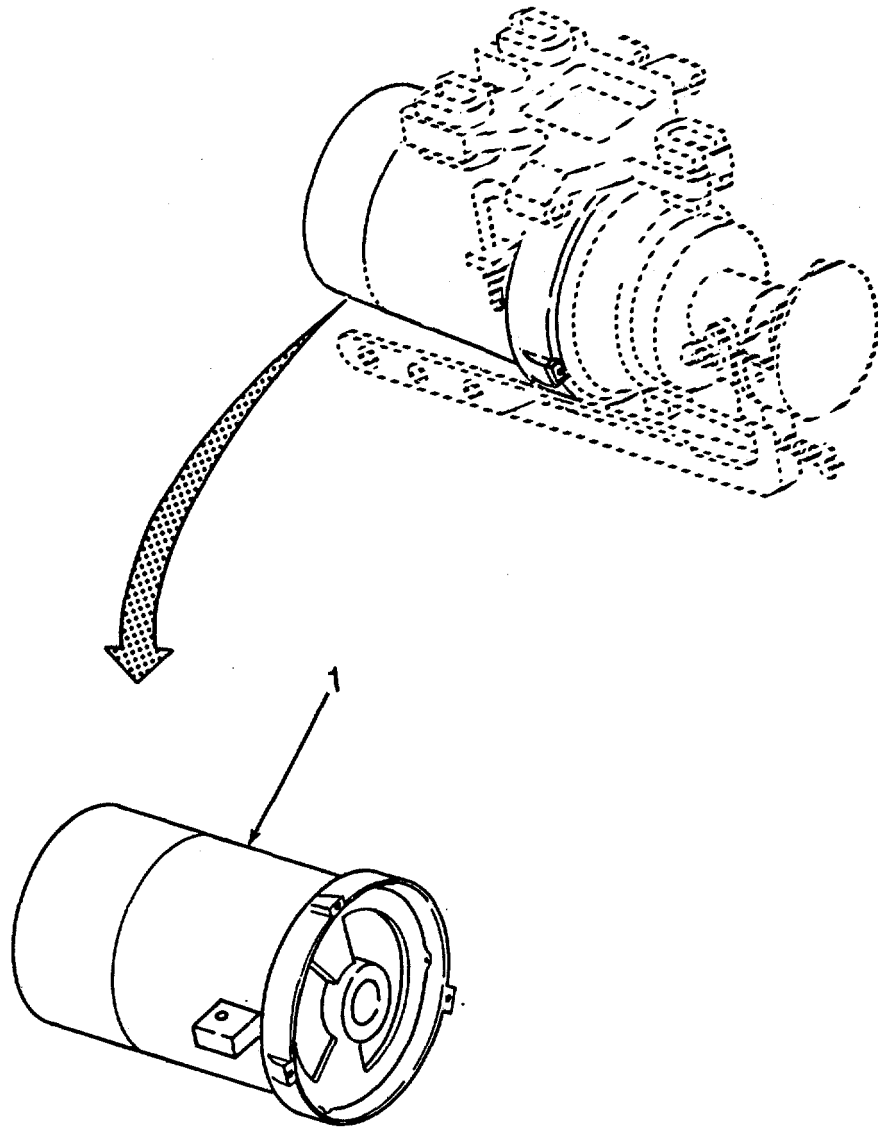


Figure 48. Clothing Machine Clutch Motor

SECTION II

TM 10-3530-207-24P

(1) ITEM NO	(2) SMR CODE	(3) CAGEC	(4) PART NUMBER	(5) DESCRIPTION AND USABLE ON CODES (UOC)	(6) QTY
-------------------	--------------------	--------------	-----------------------	--	------------

GROUP 06 CLOTHING SEWING MACHINE
ASSEMBLY

FIG. 48 CLOTHING MACHINE CLUTCH
MOTOR

1	XAFZZ	90338	M010C1L507F	MOTOR, ELECTRIC	1
---	-------	-------	-------------	-----------------------	---

END OF FIGURE

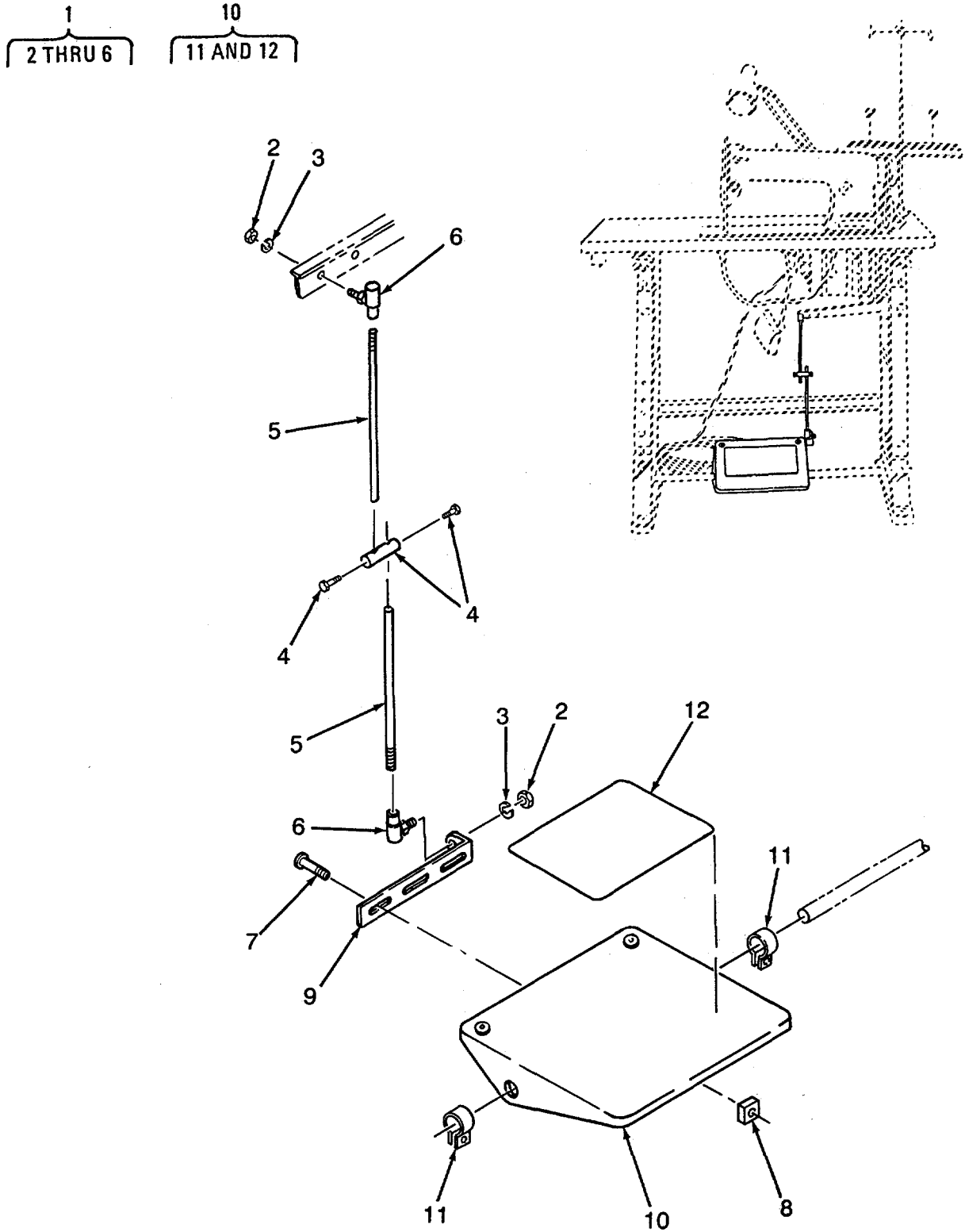


Figure 49. Clothing Machine Treadle

SECTION II

TM 10-3530-207-24P

(1) ITEM NO	(2) SMR CODE	(3) CAGEC CAGEC	(4) PART NUMBER	(5) DESCRIPTION AND USABLE ON CODES (UOC)	(6) QTY
-------------------	--------------------	-----------------------	-----------------------	--	------------

GROUP 06 CLOTHING SEWING MACHINE
ASSEMBLY

FIG. 49 CLOTHING MACHINE TREADLE

1	XDOOO	90338	143UNS	TREADLE ROD ASSY.....	1
2	XDOZZ	90338	143-3	NUT, BALL JOINT.....	2
3	XDOZZ	90338	367	WASHER LOCK.....	2
4	XDOZZ	90338	5998	CLAMP, ROD.....	1
5	XDOZZ	90338	5999	ROD	2
6	XDOZZ	90338	143-2NS	BALL JOINT	2
7	XDOZZ	90338	1/4X20X1/2	BOLT, CROSS HEAD	2
8	XDOZZ	90338	1/4X20	NUT, SQUARE.....	2
9	XDOZZ	90338	344	TREADLE EXTENSION	1
10	XDOOO	90338	339	TREADLE, PIPE.....	1
11	XDOZZ	90338	339-2	CLAMP	2
12	XDOZZ	90338	340C	CORK	1

END OF FIGURE

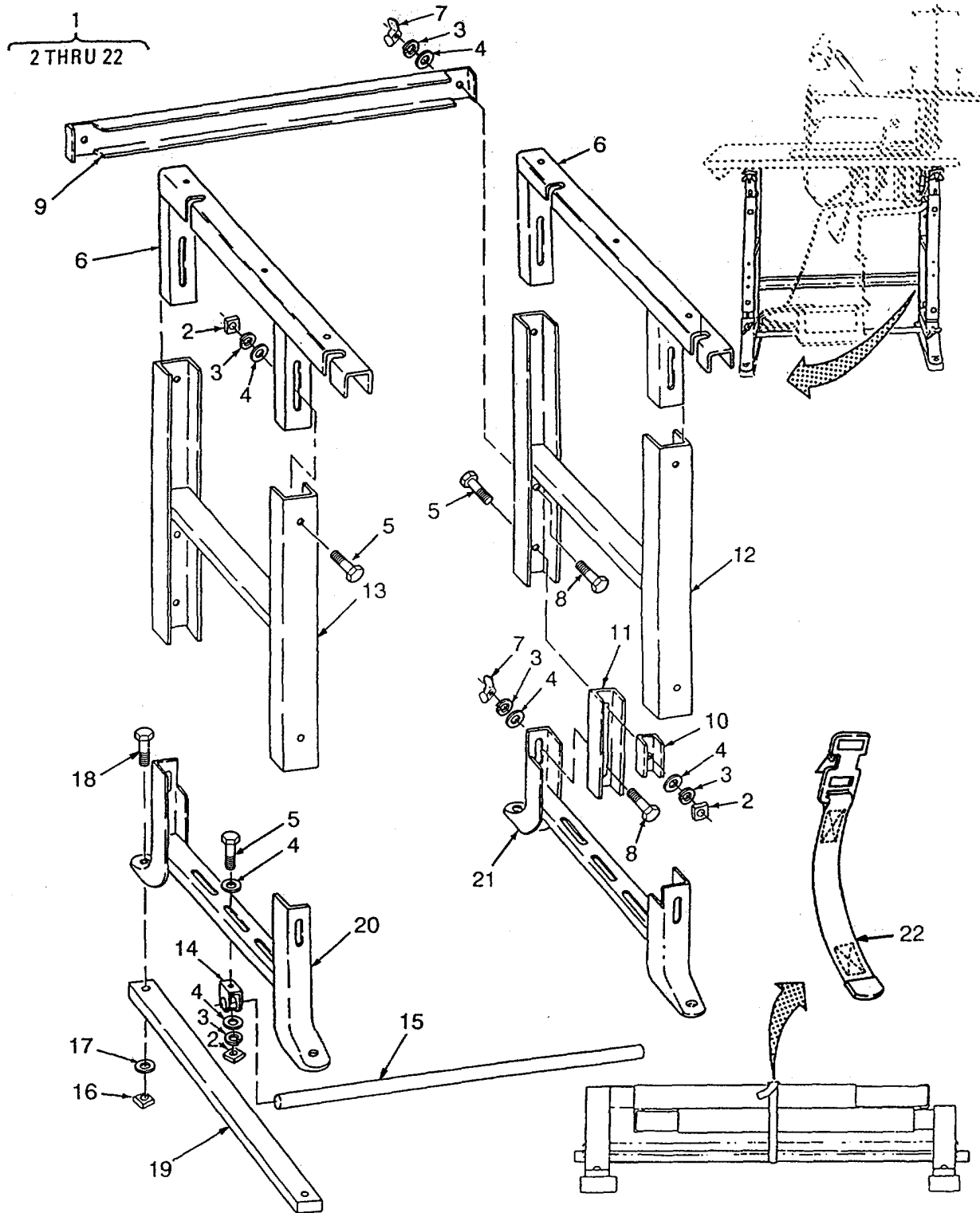


Figure 50. Clothing Machine Stand Assembly

SECTION II

TM 10-3530-207-24P

(1) ITEM NO	(2) SMR CODE	(3) CAGEC CAGEC	(4) PART NUMBER	(5) DESCRIPTION AND USABLE ON CODES (UOC)	(6) QTY
-------------------	--------------------	-----------------------	-----------------------	--	------------

GROUP 06 CLOTHING SEWING MACHINE
ASSEMBLYFIG. 50 CLOTHING MACHINE STAND
ASSEMBLY

1	ADOOO	81337	6-1-9783	STAND ASSY	1
2	XDOZZ	96906	MS27040-11	NUT, PLAIN, SQUARE	10
3	XDOZZ	96906	MS35338-45	WASHER, LOCK.....	16
4	XDOZZ	96906	MS27183-11	WASHER, FLAT	16
5	XDOZZ	96906	MS35355-32	BOLT, MACH	10
6	XDOZZ	81337	6-1-9796	TOP RAIL ASSY	2
7	XDOZZ	96906	MS35425-72	NUT, PLAIN, WING	6
8	XDOZZ	96906	MS35355-34	BOLT, MACHINE	6
9	XDOZZ	81337	6-1-9800	REAR CROSS MEMBER	1
10	XDOZZ	81337	6-1-9802	BOLT RETAINER.....	4
11	XDOZZ	81337	6-1-9799	FOLDING CLIP	4
12	XDOZZ	81337	6-1-9791	RIGHT LEG ASSY	1
13	XDOZZ	81337	6-1-9794	LEFT LEG ASSY	1
14	XDOZZ	81337	6-1-9803	PIPE SUPPORT	2
15	XDOZZ	81337	6-1-9804	TREADLE SUPPORT	1
16	XDOZZ	96906	MS27040-11	NUT, PLAIN, SQUARE	4
17	XDOZZ	96906	MS27183-11	WASHER, FLAT	4
18	XDOZZ	96906	MS35751-43	BOLT, SQUARE NECK	4
19	XDOZZ	81337	6-1-9801	BASE	2
20	XDOZZ	81337	6-1-9788	LOWER LEFT LEG ASSY.....	1
21	XDOZZ	81337	6-1-9784	LOWER RIGHT LEG ASY	1
22	XDOZZ	19204	11020947-16	STRAP, RETAINING	1

END OF FIGURE

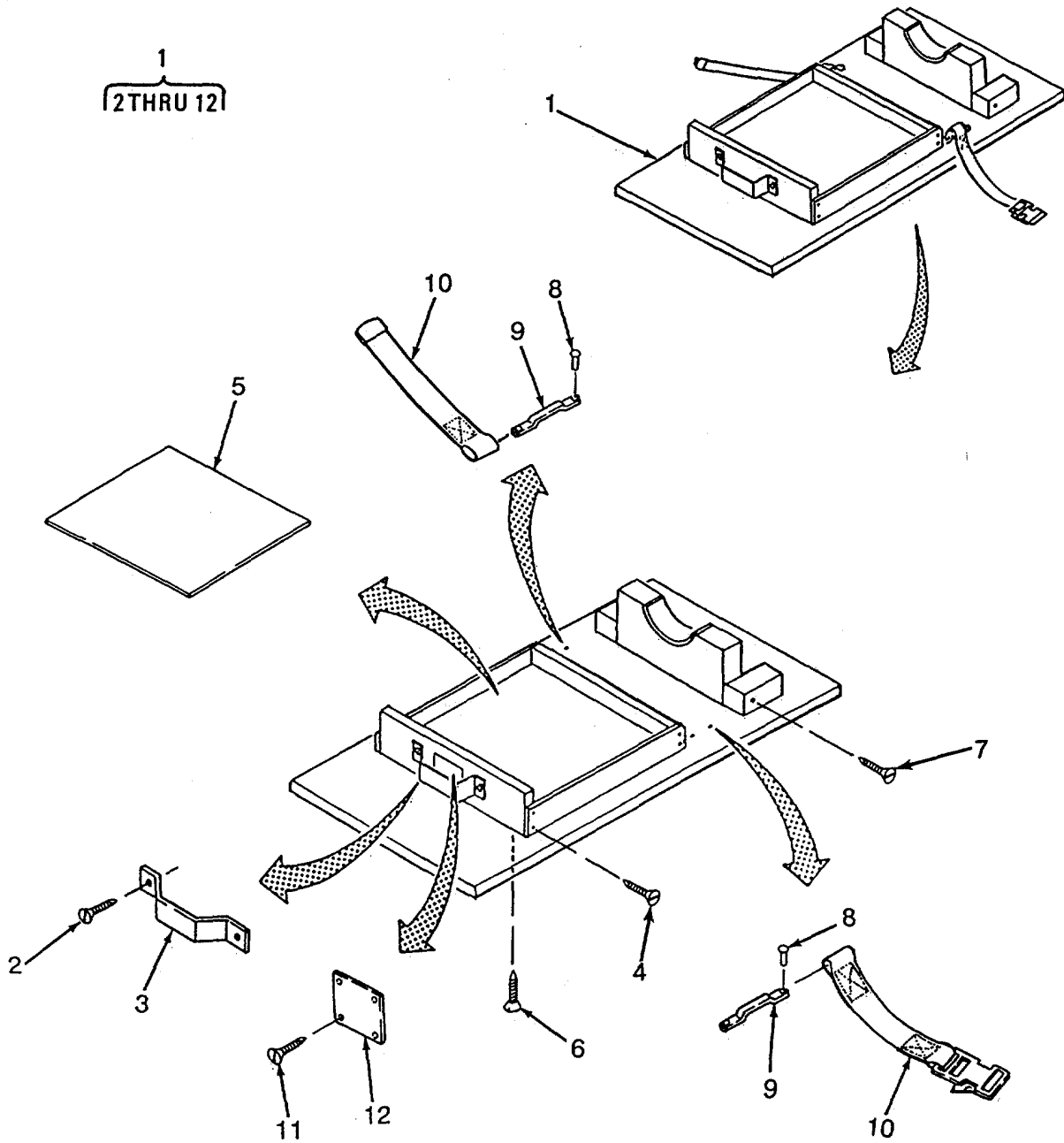


Figure 51. Darning Machine Tray Assembly

SECTION II

TM 10-3530-207-24P

(1) ITEM NO	(2) SMR CODE	(3) CAGEC	(4) PART NUMBER	(5) DESCRIPTION AND USABLE ON CODES (UOC)	(6) QTY
GROUP 07 DARNING TRAY ASSEMBLY					
FIG. 51 DARNING MACHINE TRAY ASSEMBLY					
1	XDOOO	81337	6-1-9760	TRAY, DARNING ASSY	1
2	XDOZZ	96906	MS35495-269	SCREW, WOOD.....	2
3	XDOZZ	81337	6-1-9758-10	HANDLE	1
4	XDOZZ	96906	MS35494-277	SCREW, WOOD.....	8
5	MOOZZ	81337	6-1-9760-01	FELT .25 THK, MAKE FROM BULK P/N C- V F-206 TYPE I, 12R3, CUT 7 1/2 X 6 3/8	
6	XDOZZ	96906	MS35494-279	SCREW, WOOD	4
7	XDOZZ	96906	MS35494-281	SCREW, WOOD.....	2
8	XDOZZ	96906	MS35495-268	SCREW, WOOD.....	4
9	XDOZZ	96906	MS51939-1	LOOP, STRAP FASTENER	2
10	XDOZZ	81337	6-1-8921-2	STRAP, TIEDOWN ASSY.....	1
11	XDOZZ	39428	91606AI10	SCREW, WOOD.....	4
12	XDOZZ	90598	MFG0670-1	PLATE, IDENTIFICATIO	1

END OF FIGURE

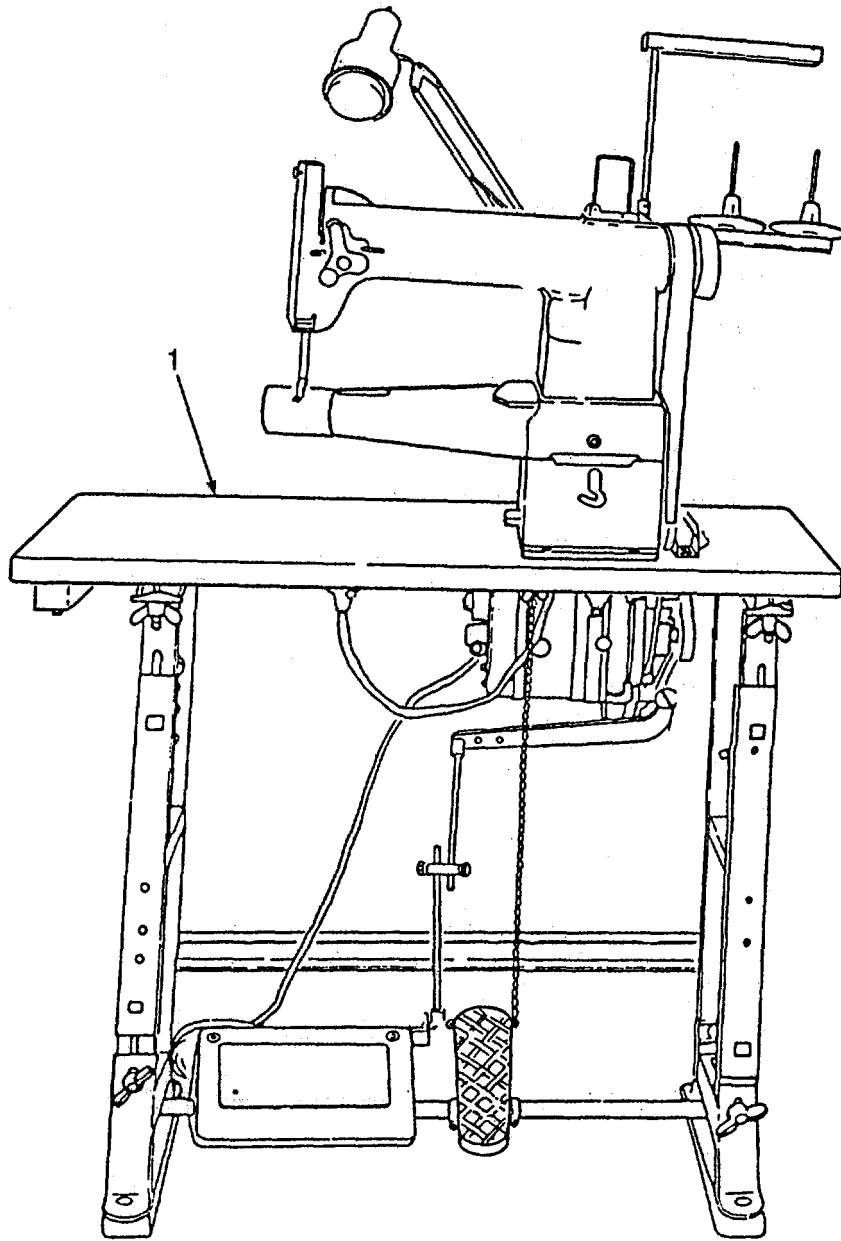


Figure 52. Darning Machine Assembly

SECTION II

TM 10-3530-207-24P

(1) ITEM NO	(2) SMR CODE	(3) CAGEC	(4) PART NUMBER	(5) DESCRIPTION AND USABLE ON CODES (UOC)	(6) QTY
-------------------	--------------------	--------------	-----------------------	--	------------

GROUP 08 DARNING SEWING MACHINE
ASSEMBLY

FIG. 52 DARNING MACHINE ASSEMBLY

1	XDOFF	81337	6-1-6385	DARNING MACH ASSY	1
---	-------	-------	----------	-------------------------	---

END OF FIGURE

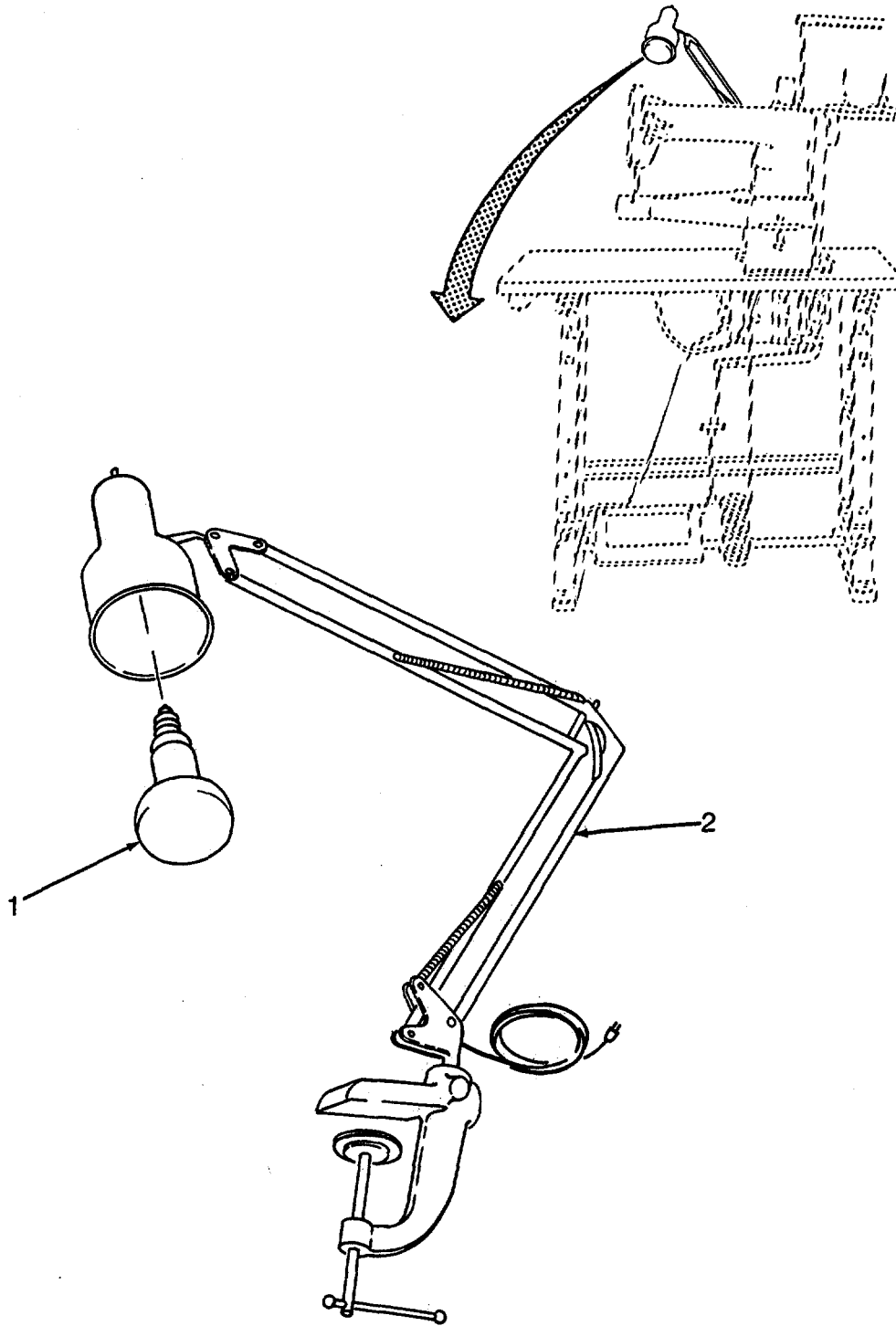


Figure 53. Darning Machine Lamp Assembly

SECTION II

TM 10-3530-207-24P

(1) ITEM NO	(2) SMR CODE	(3) CAGEC	(4) PART NUMBER	(5) DESCRIPTION AND USABLE ON CODES (UOC)	(6) QTY
-------------------	--------------------	--------------	-----------------------	--	------------

GROUP 08 DARNING SEWING MACHINE
ASSEMBLY

FIG. 53 DARNING MACHINE LAMP
ASSEMBLY

1	PAOZZ	24446	30R20	LAMP, INCANDESCENT.....	1
2	PAOZZ	3E060	USB60C	LIGHT, SEWING W/BRKT	1

END OF FIGURE

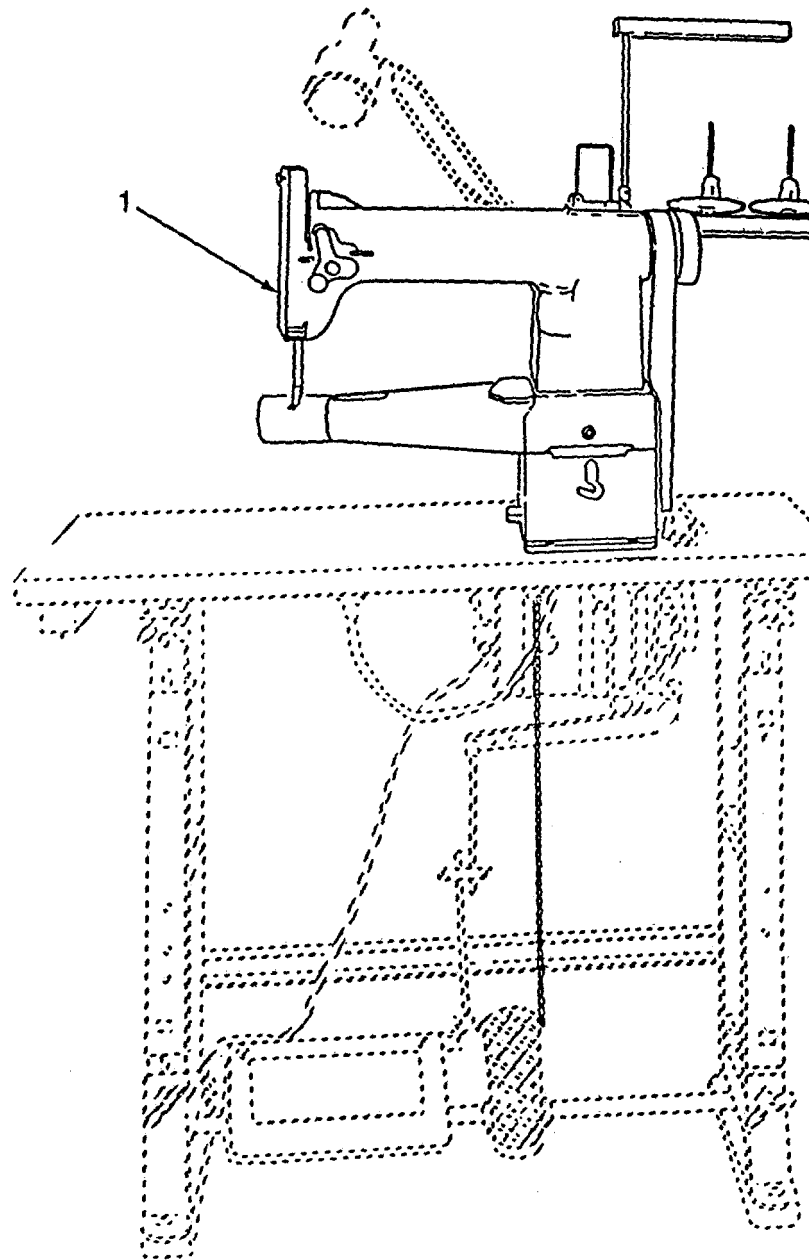


Figure 54. Darning Machine Head Assembly

SECTION II

TM 10-3530-207-24P

(1) ITEM NO	(2) SMR CODE	(3) CAGEC	(4) PART NUMBER	(5) DESCRIPTION AND USABLE ON CODES (UOC)	(6) QTY
-------------------	--------------------	--------------	-----------------------	--	------------

GROUP 08 DARNING SEWING MACHINE
ASSEMBLY

FIG. 54 DARNING MACHINE HEAD
ASSEMBLY

1	XDOFF	81337	6-1-6385-3	DARNING MACH HD ASY	1
---	-------	-------	------------	---------------------------	---

END OF FIGURE

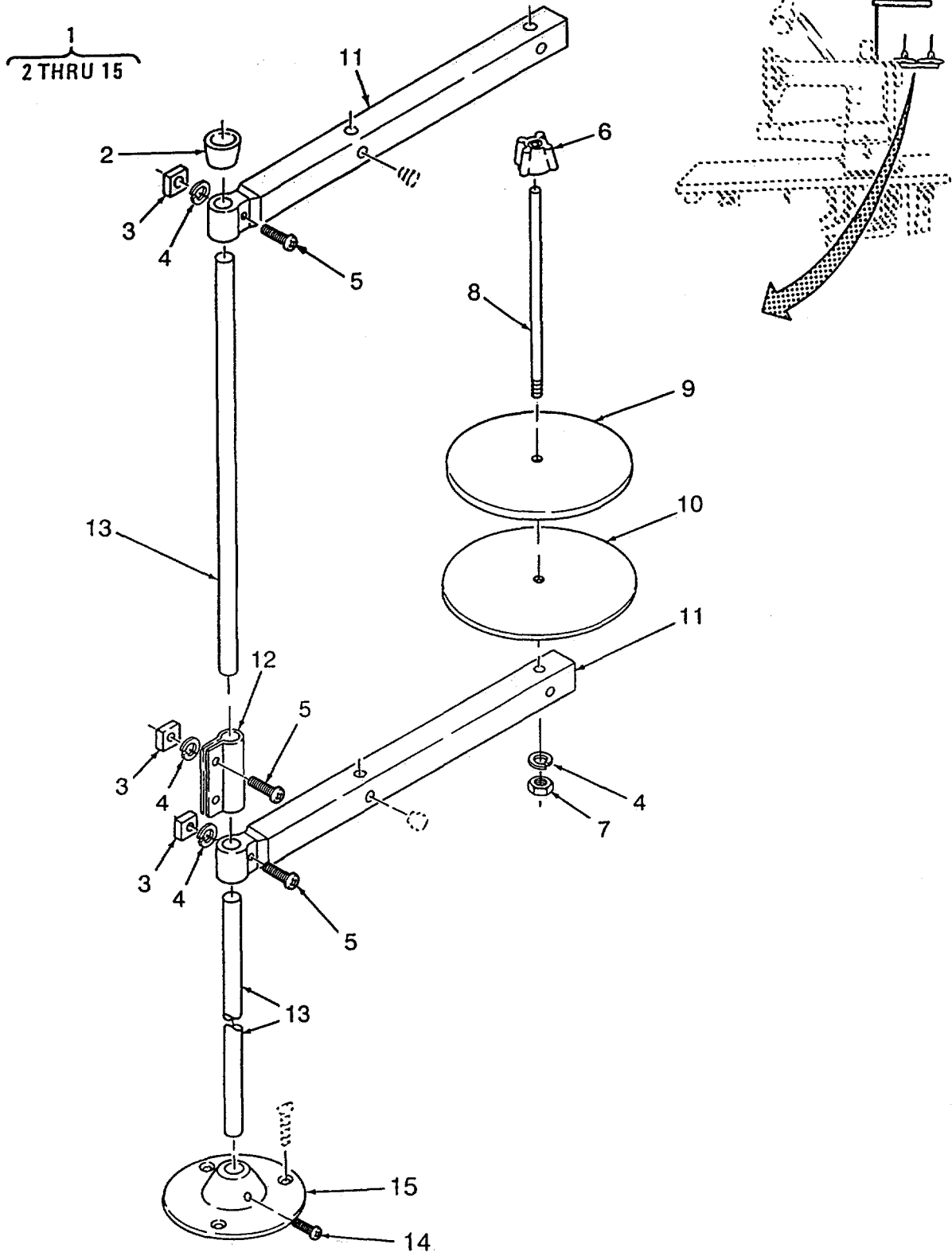


Figure 55. Darning Machine Two Spool Thread Stand

SECTION II

TM 10-3530-207-24P

(1) ITEM NO	(2) SMR CODE	(3) CAGEC	(4) PART NUMBER	(5) DESCRIPTION AND USABLE ON CODES (UOC)	(6) QTY
GROUP 08 DARNING SEWING MACHINE ASSEMBLY					
FIG. 55 DARNING MACHINE TWO SPOOL THREAD STAND					
1	XDOOO	90338	35254	THREAD STAND	1
2	XDOZZ	90338	35254-1	CAP, RUBBER	1
3	XDOZZ	90338	35254-2	NUT, SQUARE	4
4	XDOZZ	90338	35254-3	WASHER, LOCK	6
5	XDOZZ	90338	35254-4	SCREW, THREAD GUIDE	4
6	XDOZZ	90338	225326	CAP, SPOOL PIN	2
7	XDOZZ	90338	35254-6	NUT	4
8	XDOZZ	90338	35254-7	PIN, SPOOL	4
9	XDOZZ	90338	35254-8	FELT, CUSHION	4
10	XDOZZ	90338	35254-9	HOLDER, SPOOL	4
11	XDOZZ	90338	35254-10	GUIDE, THREAD	2
12	XDOZZ	90338	35254-11	CONNECTOR, ROD CLAMP	1
13	XDOZZ	90338	35254-12	ROD	2
14	XDOZZ	90338	35254-13	SCREW, BASE	2
15	XDOZZ	90338	35254-14	BASE	1

END OF FIGURE

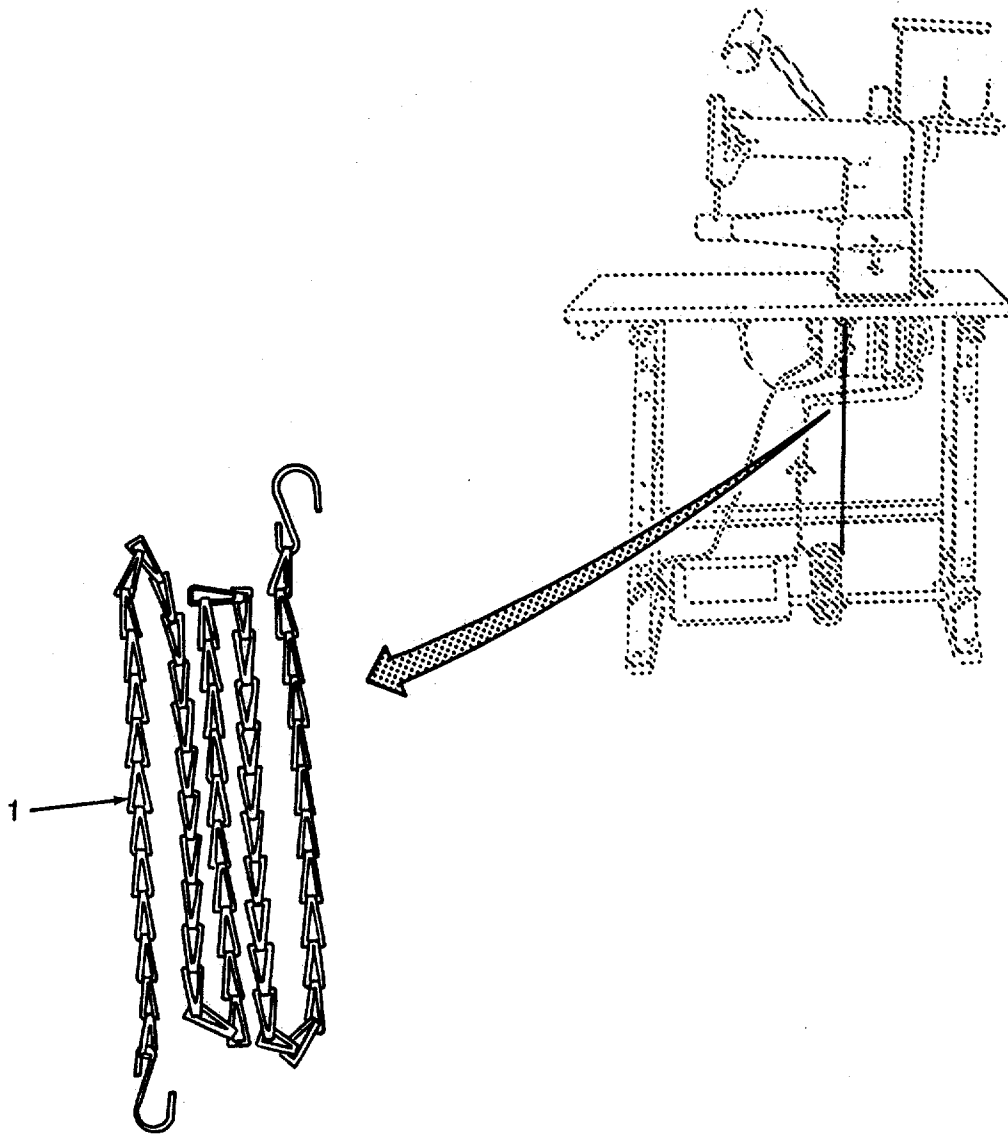


Figure 56. Darning Machine Lifting Chain

SECTION II TM 10-3530-207-24P

(1) ITEM NO	(2) SMR CODE	(3) CAGEC	(4) PART NUMBER	(5) DESCRIPTION AND USABLE ON CODES(UOC)	(6) QTY
				GROUP 08 DARNING SEWING MACHINE ASSEMBLY	
				FIG. 56. DARNING MACHINE LIFTING CHAIN	
1	XDOZZ	90338	13079	LIFTER CHAIN.....	1

END OF FIGURE

1
2 THRU 10

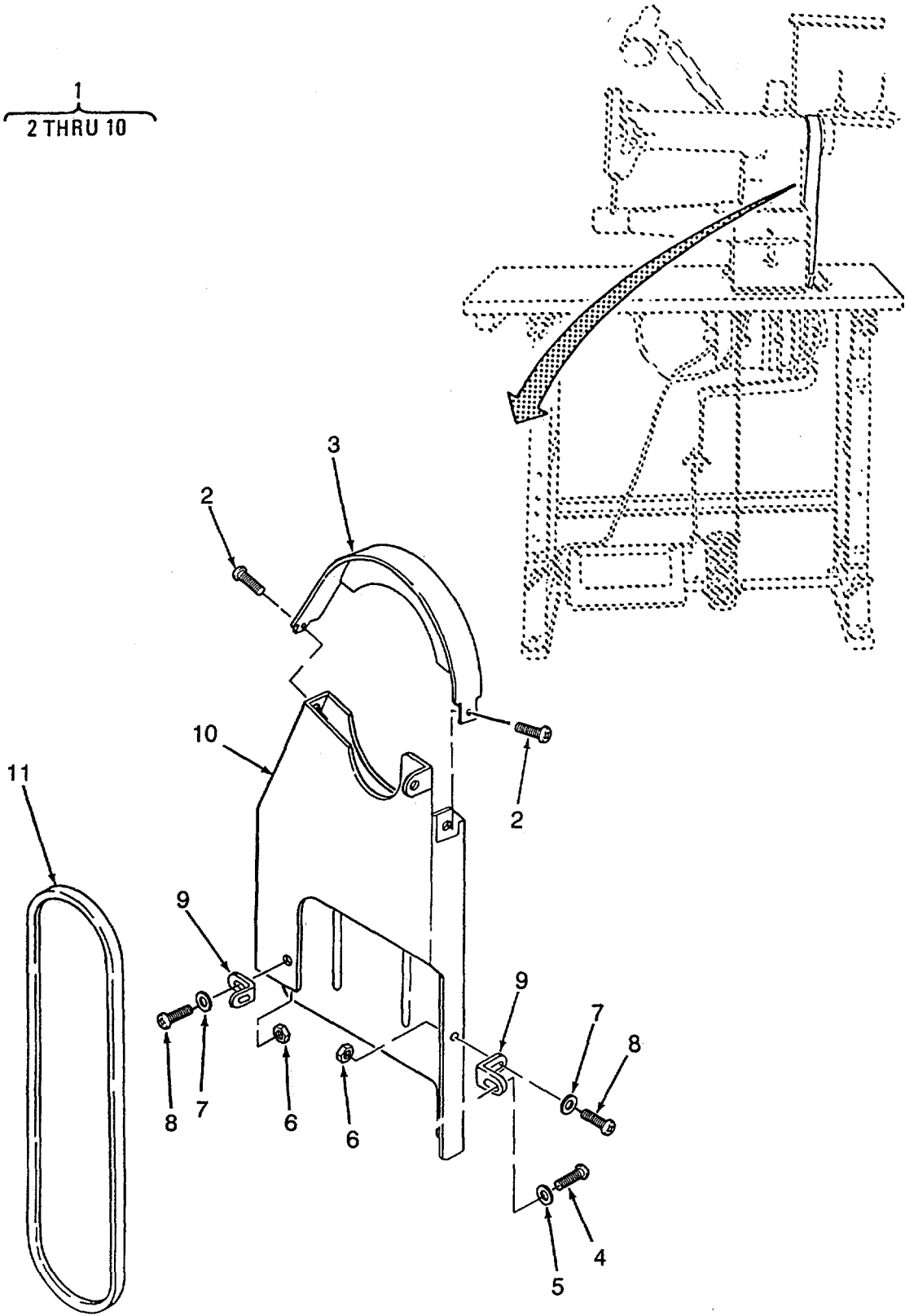


Figure 57. Darning Machine Belt Guard and V Belt

SECTION II

TM 10-3530-207-24P

(1) ITEM NO	(2) SMR CODE	(3) CAGEC	(4) PART NUMBER	(5) DESCRIPTION AND USABLE ON CODES(UOC)	(6) QTY
				GROUP 08 DARNING SEWING MACHINE ASSEMBLY	
				FIG. 57 DARNING MACHINE BELT GUARD AND V-BELT	
1	XDOOO	90338	13132C	..BELT GUARD	1
2	XDOZZ	90338	6339	...SCREW	2
3	XDOZZ	90338	13133	...GUARD, TOP	1
4	XDOZZ	90338	10561	.. SCREW	2
5	XDOZZ	90338	11142	...WASHER, FLAT	2
6	XDOZZ	90338	50103	...NUT	2
7	XDOZZ	90338	50099	...WASHER, FLAT	2
8	XDOZZ	90338	14024	...SCREW	2
9	XDOZZ	90338	13427	...BRACKET	2
10	XDOZZ	90338	13132	.. GUARD	3
11	PAOZZ	96906	MS39241-3L520	..BELT V	1

END OF FIGURE

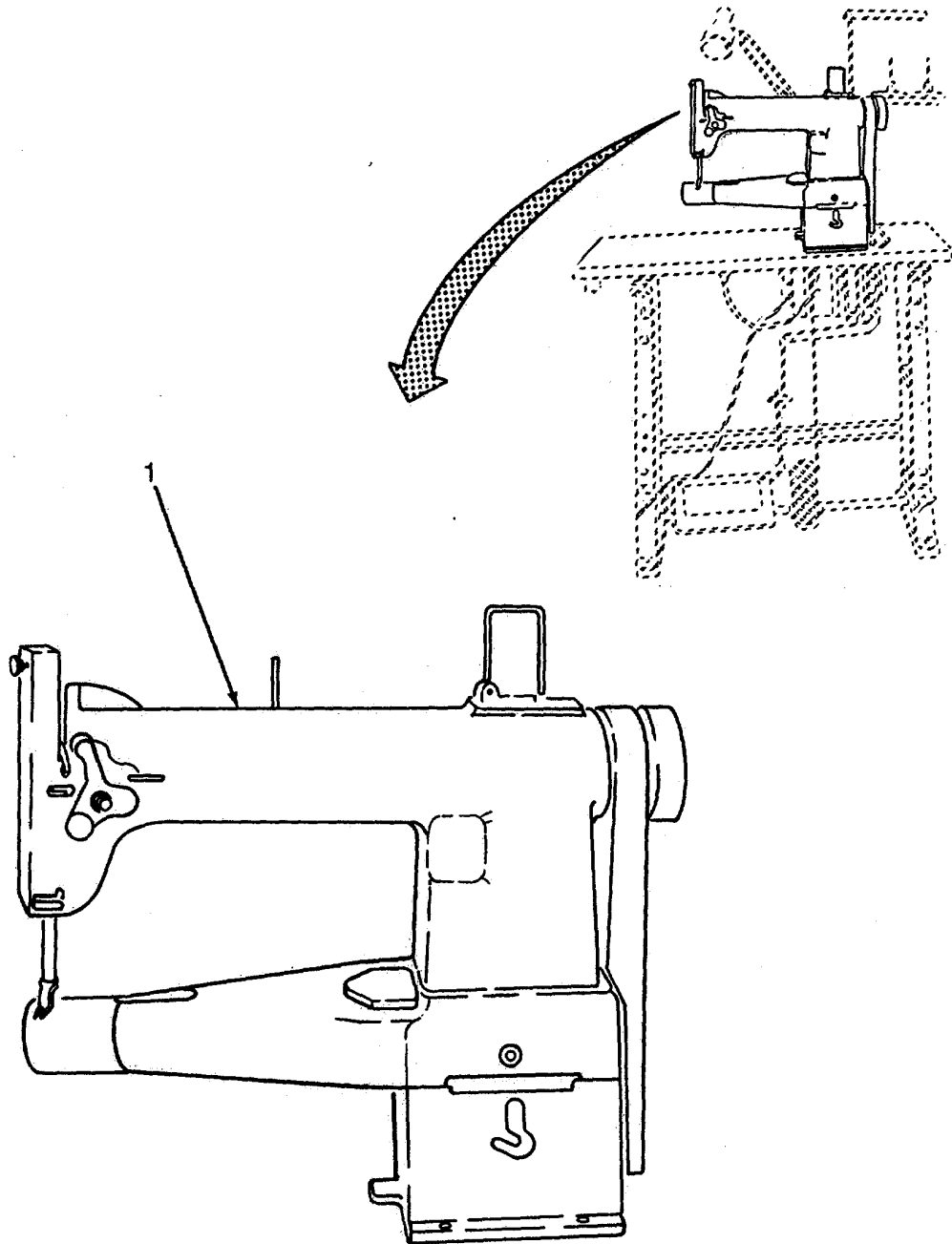


Figure 58. Darning Machine Head

SECTION II TM 10-3530-207-24P

(1) ITEM NO	(2) SMR CODE	(3) CAGEC	(4) PART NUMBER	(5) DESCRIPTION AND USABLE ON CODES(UOC)	(6) QTY
				GROUP 08 DARNING SEWING MACHINE ASSEMBLY	
				FIG. 58 DARNING MACHINE HEAD	
1	XDOFF	90338 207		..DARNING MACHINE.....	1

END OF FIGURE

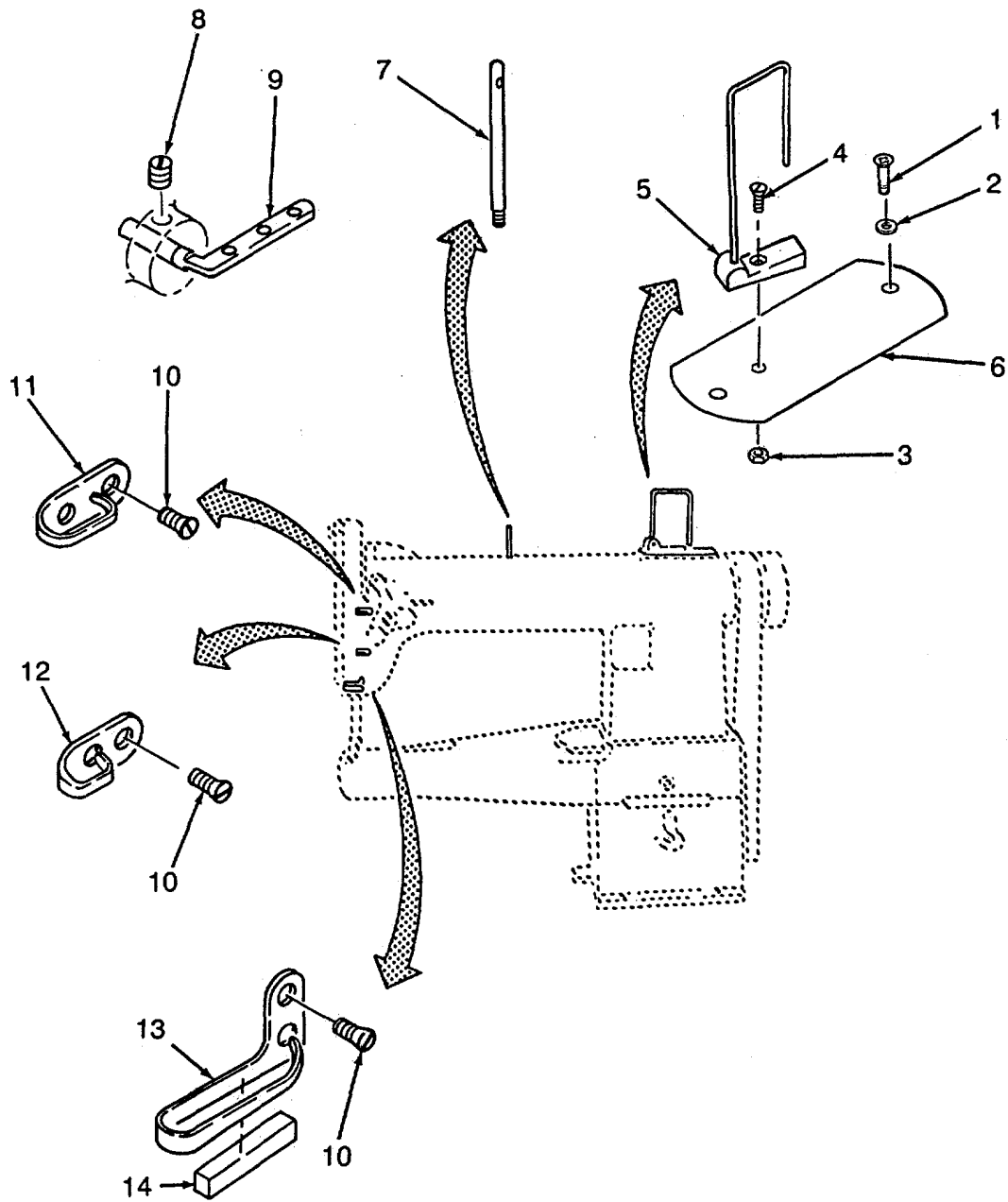


Figure 59. Darning Machine Thread Stand, Guides, Lifting Lever, and Tension Assembly (Sheet 1 of 3)

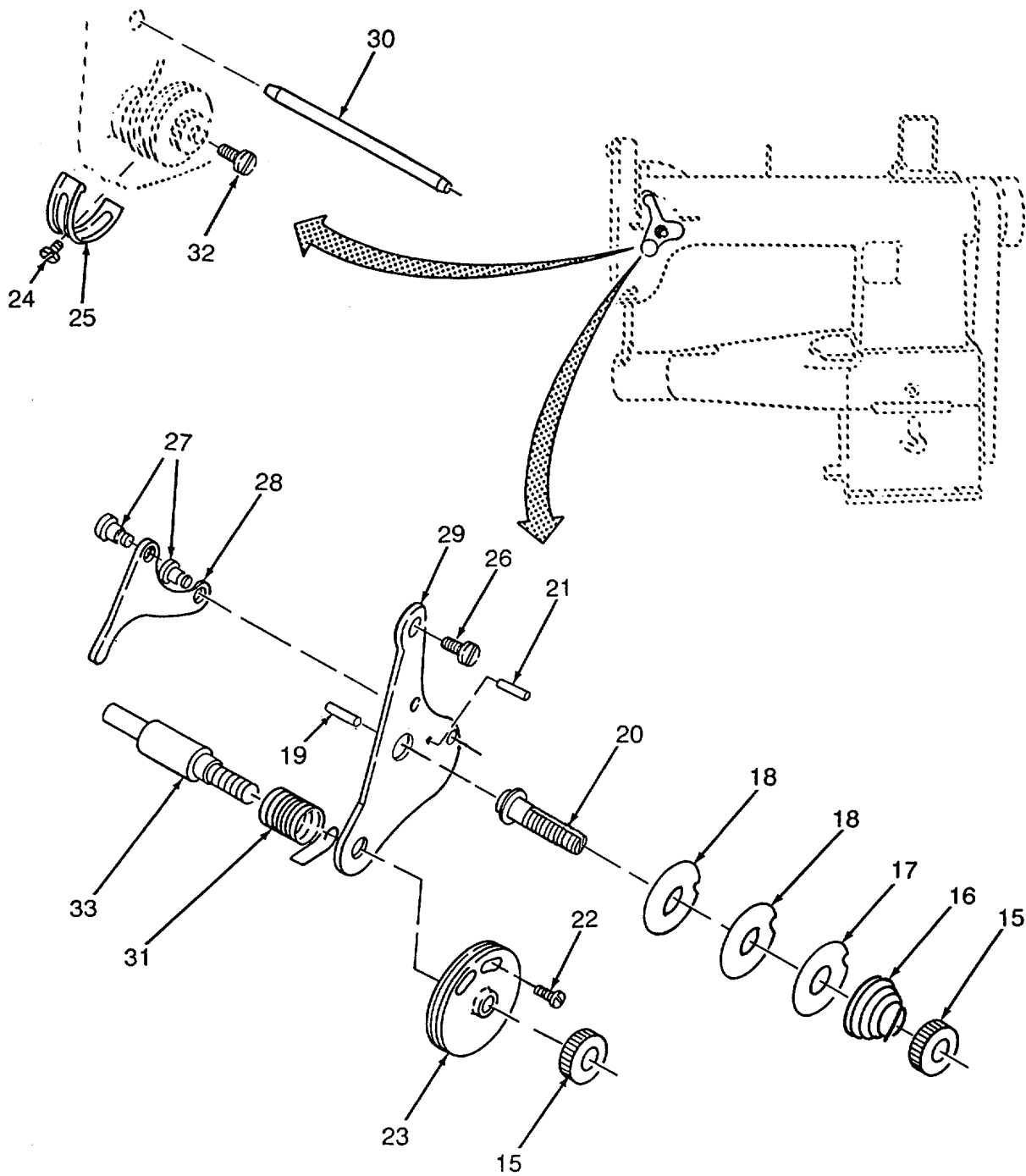


Figure 59. Darning Machine Thread Stand, Guides, Lifting Lever, and Tension Assembly (Sheet 2 of 3)

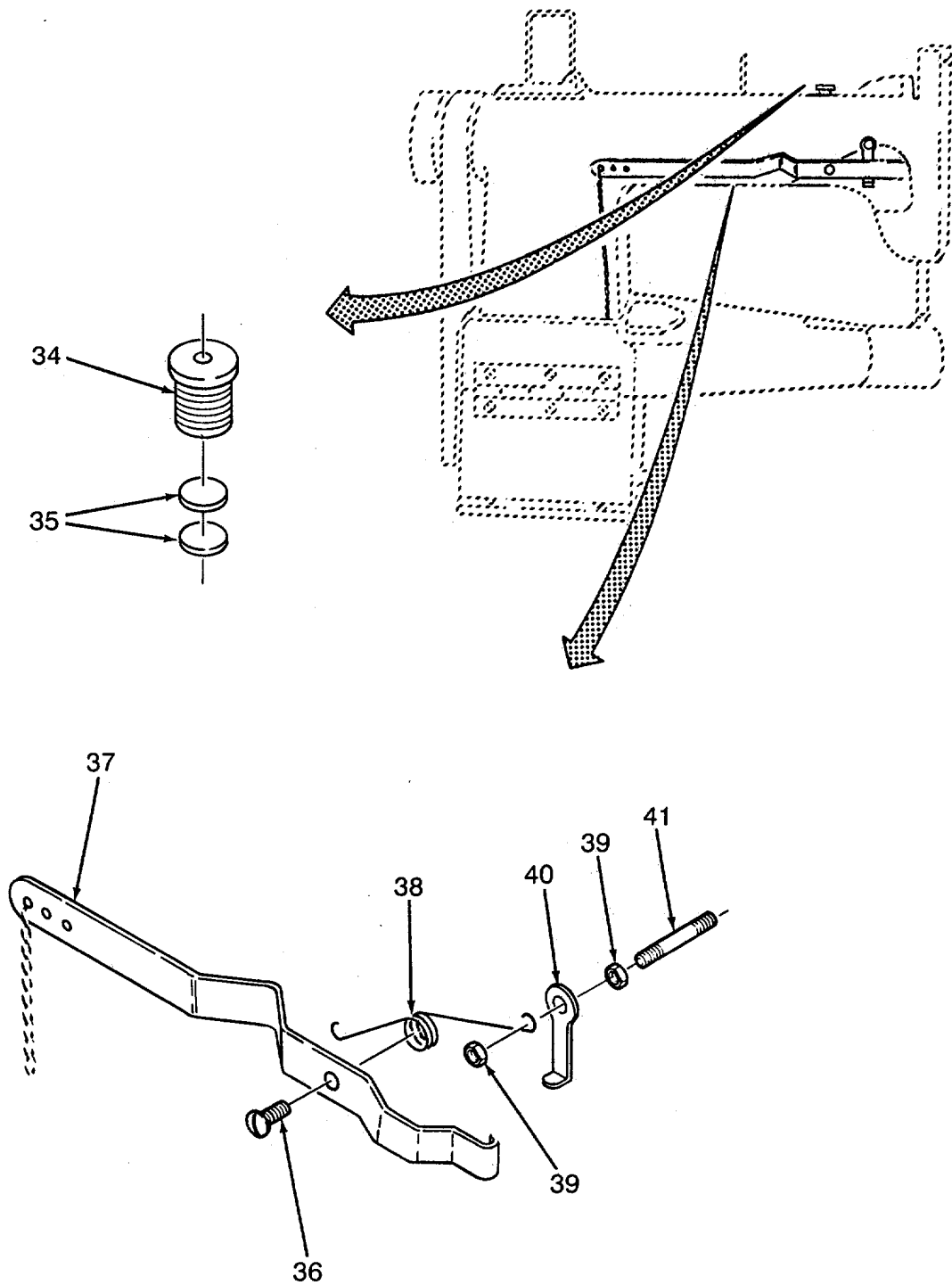


Figure 59. Darning Machine Thread Stand, Guides, Lifting Lever, and Tension Assembly (Sheet 3 of 3)

SECTION II

TM 10-3530-207-24P

(1) ITEM NO	(2) SMR CODE	(3) CAGEC	(4) PART NUMBER	(5) DESCRIPTION AND USABLE ON CODES(UOC)	(6) QTY
				GROUP 08 DARNING SEWING MACHINE ASSEMBLY	
				FIG . 59 DARNING MACHINE THREAD STAND, GUIDES, LIFTING LEVER, AND TENSION ASSEMBLY	
1	XDOZZ	90338	10704SCREW.....	1
2	XDOZZ	90338	10703WASHER	1
3	XDOZZ	90338	10652	...NUT	1
4	XDOZZ	90338	13330-4A	...SCREW.....	1
5	XDOZZ	90338	13330	...STAND, THREAD.....	1
6	XDOZZ	90338	13329	...PLATE TOP.....	1
7	XDOZZ	90338	10709	...PIN, SPOOL	1
8	XDOZZ	90338	10681	...SET SCREW	1
9	XDOZZ	90338	10680	...RETAINER, THREAD	1
10	XDOZZ	90338	10685	...SCREW	3
11	XDOZZ	90338	10682	...GUIDE, THREAD, UPPER	1
12	XDOZZ	90338	10683	...GUIDE, THREAD	1
13	XDOZZ	90338	10759	...GUIDE, THREAD	1
14	XDOZZ	90338	10760	...FELT, THREAD GUIDE	1
15	XDOZZ	90338	10697	...NUT, THUMB ..	2
16	XDOZZ	90338	10693	...SPRING, HELICAL.....	1
17	XDOZZ	90338	10692	...WASHER, RELEASE	1
18	XDOZZ	90338	10691	...DISC, THREAD	2
19	XDFZZ	90338	10793	...PIN, PLUNGER	1
20	XDFZZ	90338	10789	...STUD, TENSION	1
21	XDFZZ	90338	10791	... PIN	1
22	XDFZZ	90338	10695	...SCREW.....	1
23	XDFZZ	90338	10694	...DISC, CONTROLLER	1
24	XDFZZ	90338	10650	...SCREW	3
25	XDFZZ	90338	10690	...STOP, SPRING	1
26	XDFZZ	90338	10561	... SCREW.....	1
27	XDFZZ	90338	10679	... SCREW.....	2
28	XDFZZ	90338	10678	...LEVER, RELEASE	1
29	XDFZZ	90338	10675	...BRACKET, TENSION.....	1
30	XDFZZ	90338	10720	...PIN, LEVER	1
31	XDFZZ	90338	10689	...SPRING	1
32	XDFZZ	90338	10545SCREW	2
33	XDFZZ	90338	10792	...STUD, THREAD CONT	1
34	XDFZZ	90338	10701	...SCREW, CAP	1
35	XDFZZ	90338	10725	...PACKING, FELT.....	2
36	XDFZZ	90338	10712SCREW	2
37	XDFZZ	90338	13056A	...LEVER, LIFTING.....	1
38	XDFZZ	90338	13059SPRING	1
39	XDFZZ	90338	13084NUT.....	2
40	XDFZZ	90338	13057	...STOP, LEVER	1
41	XDFZZ	90338	13058	... STUD	1

END OF FIGURE

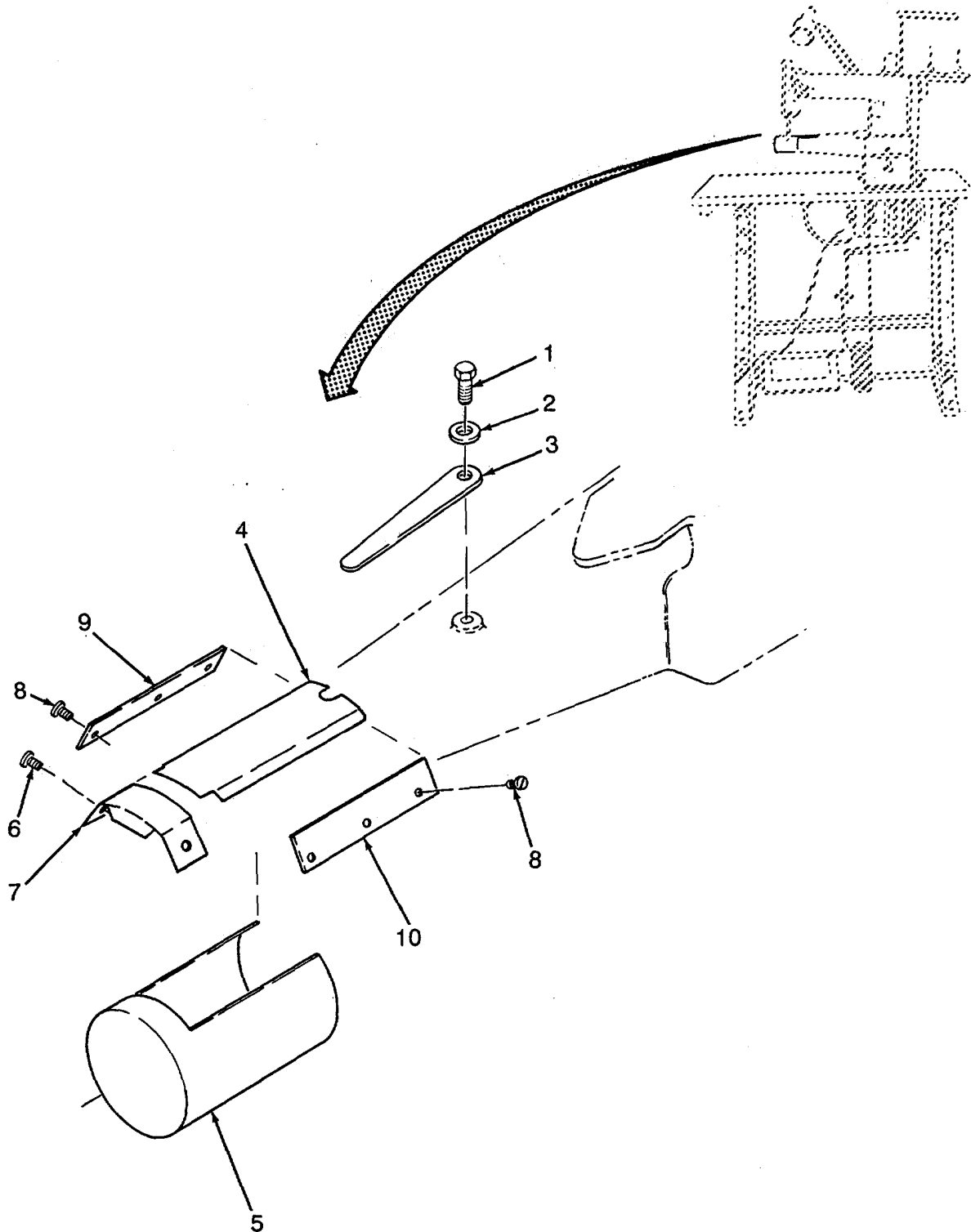


Figure 60. Darning Machine Slide, Needle and Guide Plates

SECTION II

TM 10-3530-207-24P

(1) ITEM NO	(2) SMR CODE	(3) CAGEC	(4) PART NUMBER	(5) DESCRIPTION AND USABLE ON CODES(UOC)	(6) QTY
				GROUP 08 DARNING SEWING MACHINE ASSEMBLY	
				FIG. 60 DARNING MACHINE SLIDE, NEEDLE AND GUIDE PLATES	
1	XDFZZ	90338	13323	.. SCREW	1
2	XDFZZ	90338	10703	...WASHER	1
3	XDFZZ	90338	13322	...STOP, SLIDE PLATE	1
4	XDOZZ	90338	13321	...PLATE, SLIDE.....	1
5	XDOZZ	90338	13324	...CYLINDER	1
6	XDFZZ	90338	13023	.. SCREW	2
7	XDFZZ	90338	13319	...PLATE, THROAT	1
8	XDFZZ	90338	13027	...SCREW	6
9	XDFZZ	90338	13026	...PLATE, GUIDE.....	1
10	XDFZZ	90338	13025	...PLATE, GUIDE.....	1

END OF FIGURE

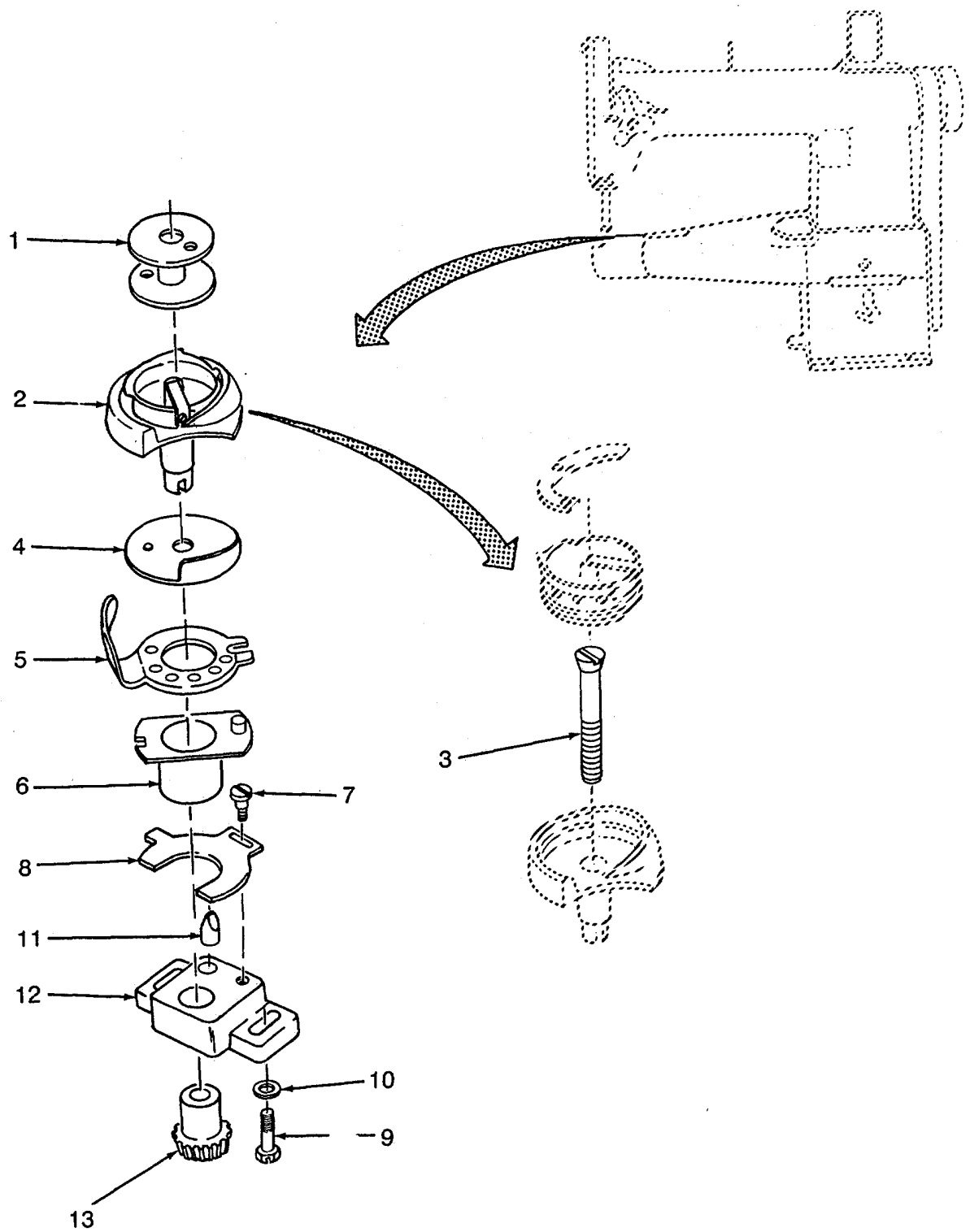


Figure 61. Darning Machine Rotating Hook

SECTION II

TM 10-3530-207-24P

(1) ITEM NO	(2) SMR CODE	(3) CAGEC	(4) PART NUMBER	(5) DESCRIPTION AND USABLE ON CODES(UOC)	(6) QTY
				GROUP 08 DARNING SEWING MACHINE ASSEMBLY	
				FIG. 61 DARNING MACHINE ROTATING HOOK	
1	PAOZZ	90338	10656	...BOBBIN, SEWING MACH.....	1
2	PAOZZ	90338	13086	...HOOK, ROTATING	1
3	PAOZZ	90338	13087	...SCREW, HOOK	1
4	XDFZZ	90338	13042	...WASHER, HOOK.....	1
5	XDFZZ	90338	13041C	...OPENER, B/C W/WASHR	1
6	XDFZZ	90338	13040	...ECCENTRIC, LEVER	1
7	XDFZZ	90338	10650	...SCREW, RIBBON CASE.....	1
8	XDFZZ	90338	13038	...FULCRUM AND STUD	1
9	XDFZZ	90338	13036	...SCREW	2
10	XDFZZ	90338	13037	.. WASHER	2
11	XDFZZ	90338	13081	... OIL WICK.....	1
12	XDFZZ	90338	13035	...SADDLE, HOOK	1
13	XDFZZ	90338	13034	...GEAR, BEVERL SOCKET.....	1

END OF FIGURE

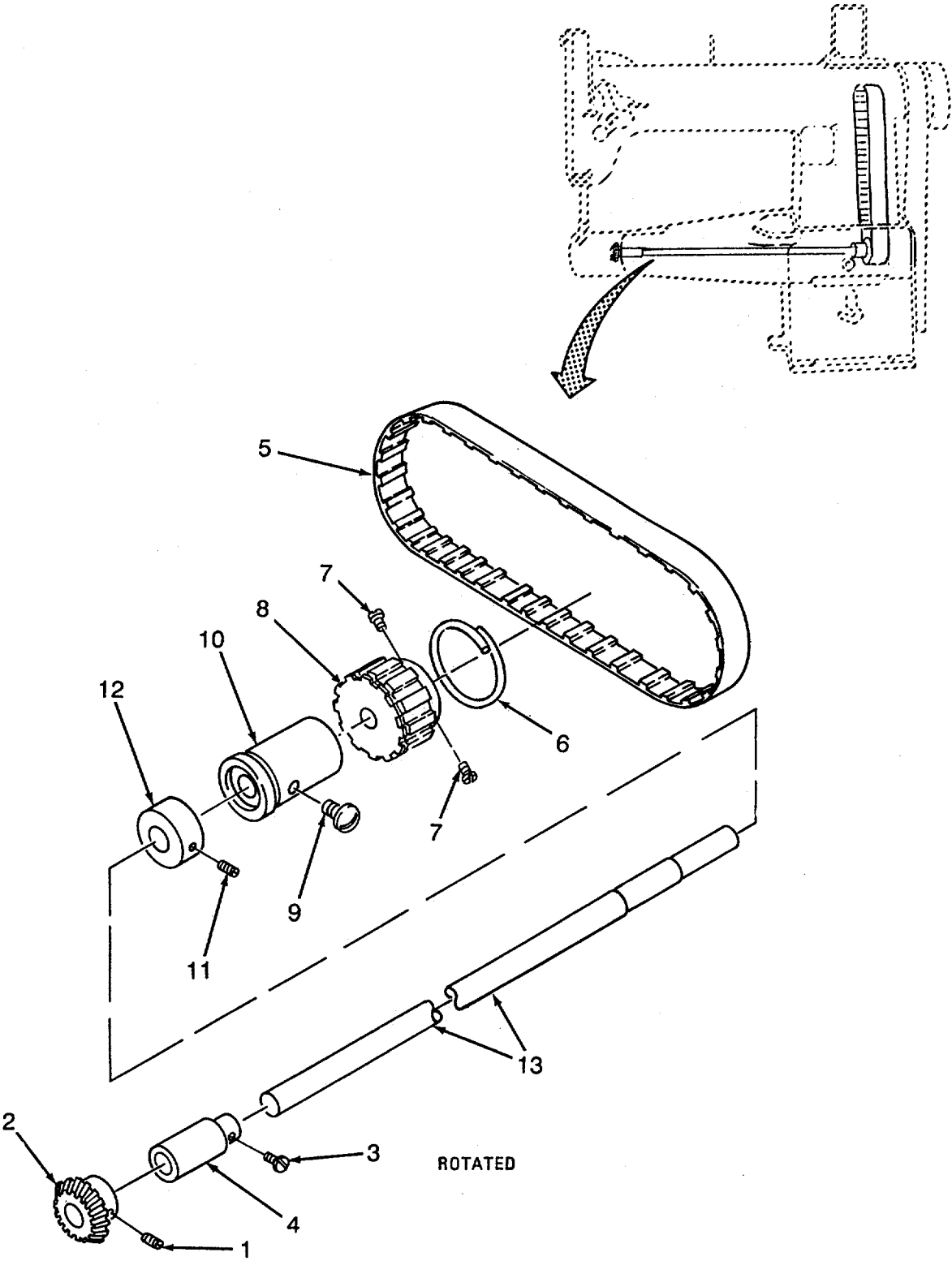


Figure 62. Darning Machine Hook Driving Shaft

SECTION II

TM 10-3530-207-24P

(1) ITEM NO	(2) SMR CODE	(3) CAGEC	(4) PART NUMBER	(5) DESCRIPTION AND USABLE ON CODES(UOC)	(6) QTY
				GROUP 08 DARNING SEWING MACHINE ASSEMBLY	
				FIG. 62 DARNING MACHINE HOOK DRIVING SHAFT	
1	XDFZZ	90338	13033	...SET SCREW	3
2	XDFZZ	90338	13032	...GEAR, PINION	1
3	XDFZZ	90338	10764	.. SCREW	4
4	XDFZZ	90338	13028	...BUSHING, SHAFT	1
5	PAFZZ	90338	10621	...BELT, FLAT.....	1
6	XDFZZ	90338	10574	...FLANGE, SPRING	1
7	XDFZZ	90338	10612	...SET SCREW	2
8	XDFZZ	90338	10941	...PULLEY, DRIVING	1
9	XDFZZ	90338	10767	.. SCREW	1
10	XDFZZ	90338	13029	...BUSHING, SHAFT	1
11	XDFZZ	90338	13050	...SET SCREW	2
12	XDFZZ	90338	13049	.. COLLAR	1
13	XDFZZ	90338	13325	...SHAFT, HOOK DRIVING	1

END OF FIGURE

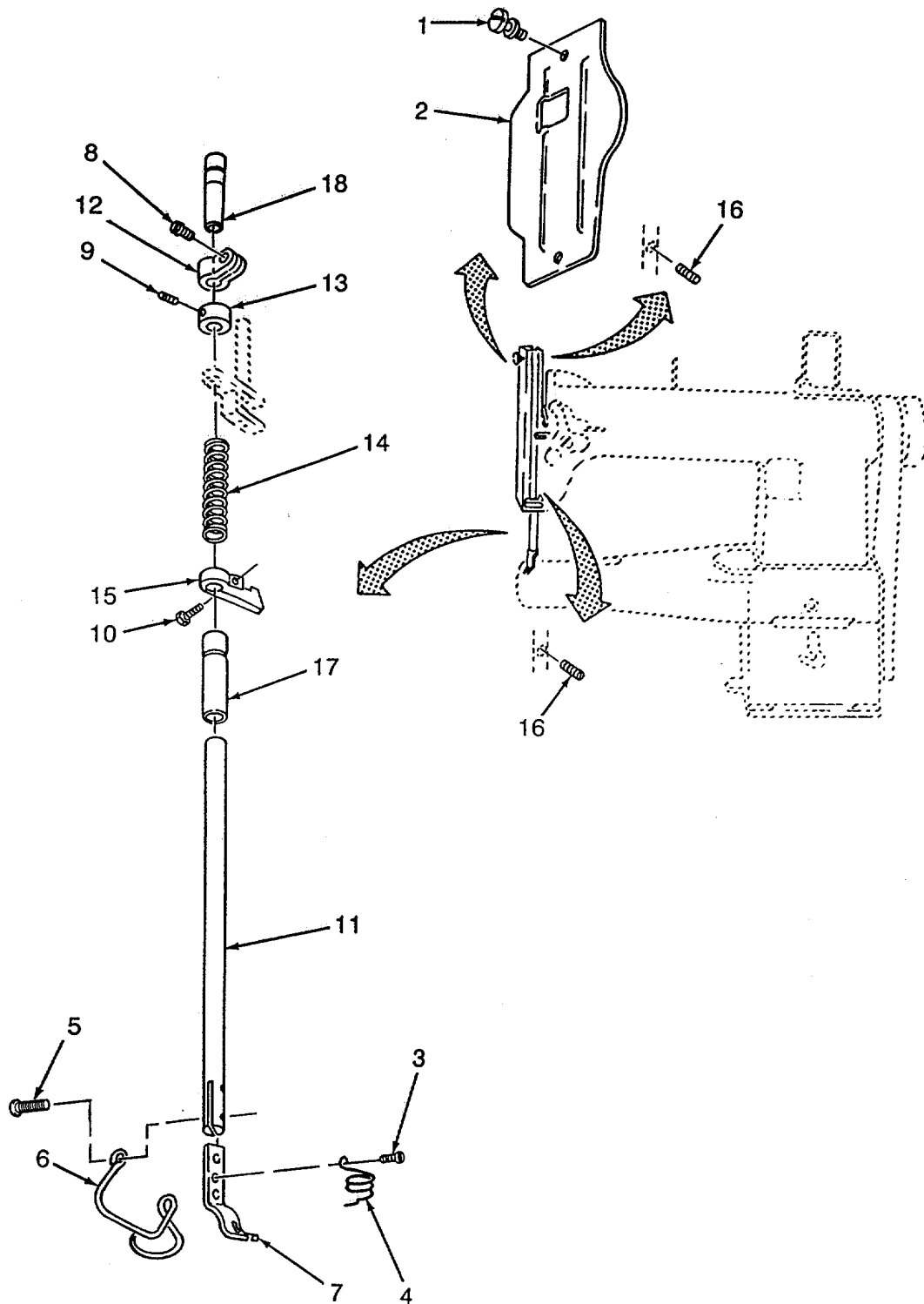


Figure 63. Darning Machine Face Plate, Presser Foot, and Presser Bar

SECTION II

TM 10-3530-207-24P

(1) ITEM NO	(2) SMR CODE	(3) CAGEC	(4) PART NUMBER	(5) DESCRIPTION AND USABLE ON CODES(UOC)	(6) QTY
				GROUP 08 DARNING SEWING MACHINE ASSEMBLY	
				FIG. 63 DARNING MACHINE FACE PLATE, PRESSER FOOT, AND PRESSER BAR	
1	XDFZZ	90338	10699	.. SCREW	1
2	XDFZZ	90338	13328	...PLATE, FACE	1
3	PAOZZ	90338	8031	...SCREW	1
4	PAOZZ	90338	13314	...SPRING, PRESSER FOOT	1
5	PAOZZ	90338	10664	...SCREW	1
6	PAOZZ	90338	13318	.. GUARD	1
7	PAOZZ	90338	13313C	...PRESSER FOOT	1
8	XDFZZ	90338	13078	.. SCREW	1
9	XDFZZ	90338	2067	...SET SCREW	1
10	XDFZZ	90338	10545	...SCREW	1
11	XDFZZ	90338	10540	...BAR, PRESSURE	1
12	XDFZZ	90338	13309	...BRACKET, LIFTING	1
13	XDFZZ	90338	13310	...CAM	1
14	XDFZZ	90338	13312	.. SPRING	1
15	XDFZZ	90338	13311	...BRACKET, LIFTING	1
16	PAFZZ	90338	10761	...SET SCREW	2
17	XDFZZ	90338	10539	...BUSHING, LOWER PRESS	1
18	XDFZZ	90338	10538	...BUSHING, UPPER PRESS	1

END OF FIGURE

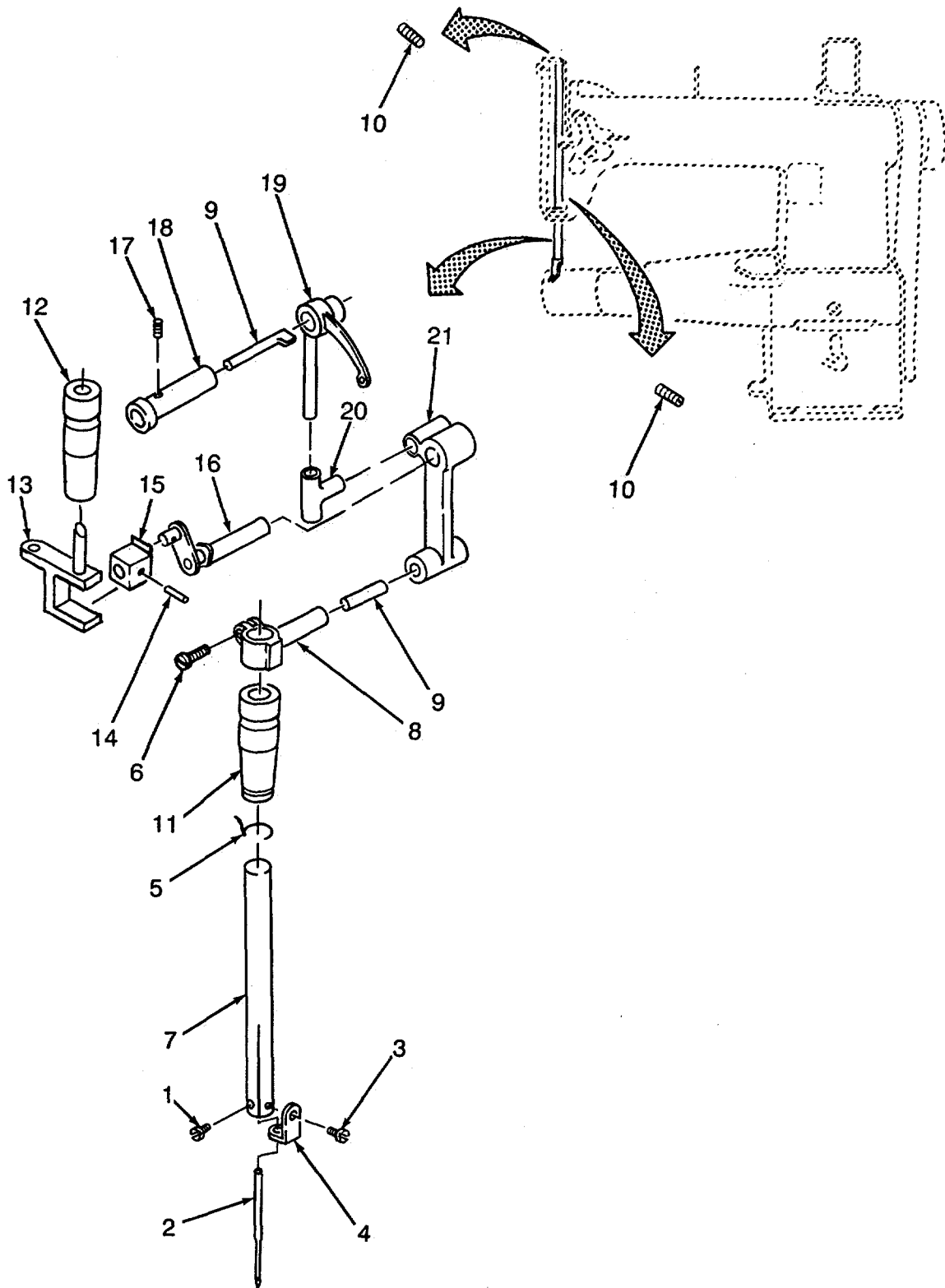


Figure 64. Darning Machine Needle Bar, Take Up Crank and Lever and connecting Link

SECTION II

TM 10-3530-207-24P

(1) ITEM NO	(2) SMR CODE	(3) CAGEC	(4) PART NUMBER	(5) DESCRIPTION AND USABLE ON CODES(UOC)	(6) QTY
				GROUP 08 DARNING SEWING MACHINE ASSEMBLY	
				FIG. 64 DARNING MACHINE NEEDLE BAR, TAKE UP CRANK AND LEVER, AND CONNECTING LINK	
1	XDOZZ	90338	10535	...SCREW, SET, NEEDLE	1
2	PAOZZ	90338	13326	... NEEDLE	1
3	XDFZZ	90338	10534	...SCREW, SEWING MACH	1
4	XDFZZ	90338	10860	...GUIDE, THREAD	1
5	XDFZZ	90338	13317	...GUIDE, THREAD	1
6	XDFZZ	90338	10532	... SCREW	1
7	XDFZZ	90338	13315	...BAR, NEEDLE.....	1
8	XDFZZ	90338	10856	...STUD, CONNECTING	1
9	XDFZZ	90338	10726	... WICK.OIL	3
10	XDFZZ	90338	10764	...SET SCREW	1
11	XDFZZ	90338	13316	...BUSHING, NEEDLE BAR	1
12	XDFZZ	90338	13308	... BUSHING	1
13	XDFZZ	90338	13307	...BAR, PRESSER	1
14	XDFZZ	90338	10728	... WICK, OIL.....	2
15	XDFZZ	90338	13306	...BLOCK, THREAD TAKE	1
16	XDFZZ	90338	13305	...CRANK, THREAD TAKE	1
17	XDFZZ	90338	10525	...SET SCREW	1
18	XDFZZ	90338	10527	...STUD, HINGED	1
19	XDFZZ	90338	10526	...LEVER, THREAD TAKE	1
20	XDFZZ	90338	13304	...STUD, DRIVING.....	1
21	XDFZZ	90338	10528	...LINK, CONNECTING.....	1

END OF FIGURE

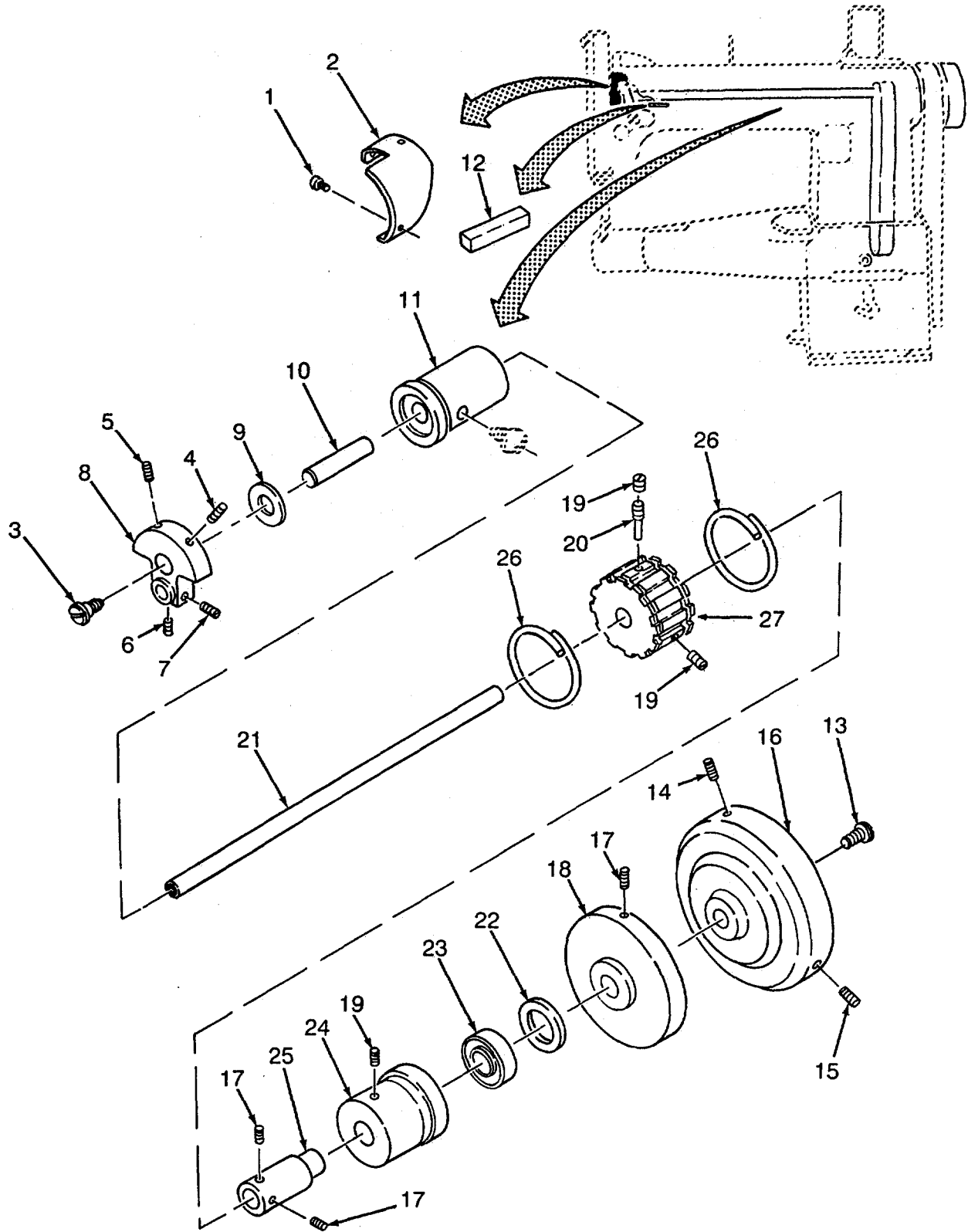


Figure 65. Darning Machine Oil Guard, Needle Bar Crank, Wheel and Air Shaft

SECTION II

TM 10-3530-207-24P

(1) ITEM NO	(2) SMR CODE	(3) CAGEC	(4) PART NUMBER	(5) DESCRIPTION AND USABLE ON CODES(UOC)	(6) QTY
				GROUP 08 DARNING SEWING MACHINE ASSEMBLY	
				FIG. 65 DARNING MACHINE OIL GUARD, NEEDLE BAR CRANK, WHEEL AND AIR SHAFT	
1	XDFZZ	90338	10650	...SCREW.....	1
2	XDFZZ	90338	10551	...GUARD, OIL	1
3	XDFZZ	90338	10506	...SCREW, OIL PACKING	1
4	XDFZZ	90338	10764	...SETSCREW	1
5	XDFZZ	90338	10524	...SETSCREW	2
6	XDFZZ	90338	10522	...SETSCREW	1
7	XDFZZ	90338	10521	...SETSCREW	1
8	XDFZZ	90338	10520	...CRANK, NEEDLE BAR	1
9	XDFZZ	90338	10563	...WASHER	1
10	XDFZZ	90338	10729	...WICK, OIL	1
11	XDFZZ	90338	10562	...BUSHING, ARM SHAFT	1
12	XDFZZ	90338	10724	...WICK, OIL.....	1
13	XDFZZ	90338	10577	...SCREW, ADJUSTING	1
14	XDFZZ	90338	10576	... SETSCREW	1
15	XDFZZ	90338	10579	...SETSCREW	1
16	XDFZZ	90338	10504	...WHEEL, BALANCE	1
17	XDFZZ	90338	10566	...SETSCREW	3
18	XDFZZ	90338	13423-B	...RING, INDICATOR	1
19	XDFZZ	90338	10571	...SETSCREW	2
20	XDFZZ	90338	10570	...SCREW	2
21	XDFZZ	90338	13422	...SHAFT, ARM	1
22	XDFZZ	90338	10568	...WASHER, RETAINING	2
23	XDFZZ	90338	10567	...BEARING, ARM SHAFT	1
24	XDFZZ	90338	13074	...ADAPTER, BEARING.....	1
25	XDFZZ	90338	13075	...SLEEVE, ADAPTER	1
26	XDFZZ	90338	10574	...FLANGE, SPRING	2
27	XDFZZ	90338	10569	...PULLEY.....	1

END OF FIGURE

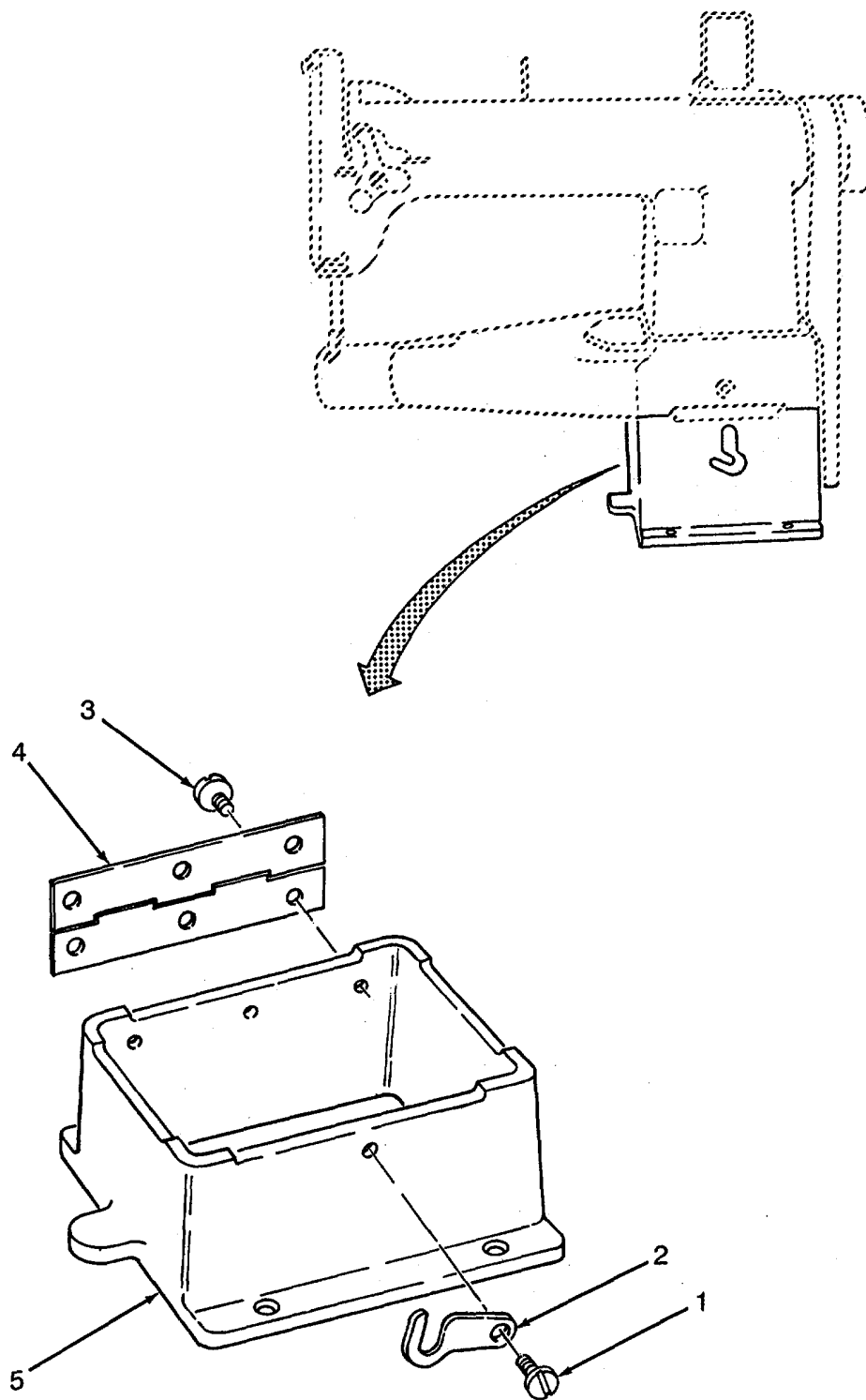


Figure 66. Darning Machine Upper, Middle Housing, and Base (Sheet 1 of 2)

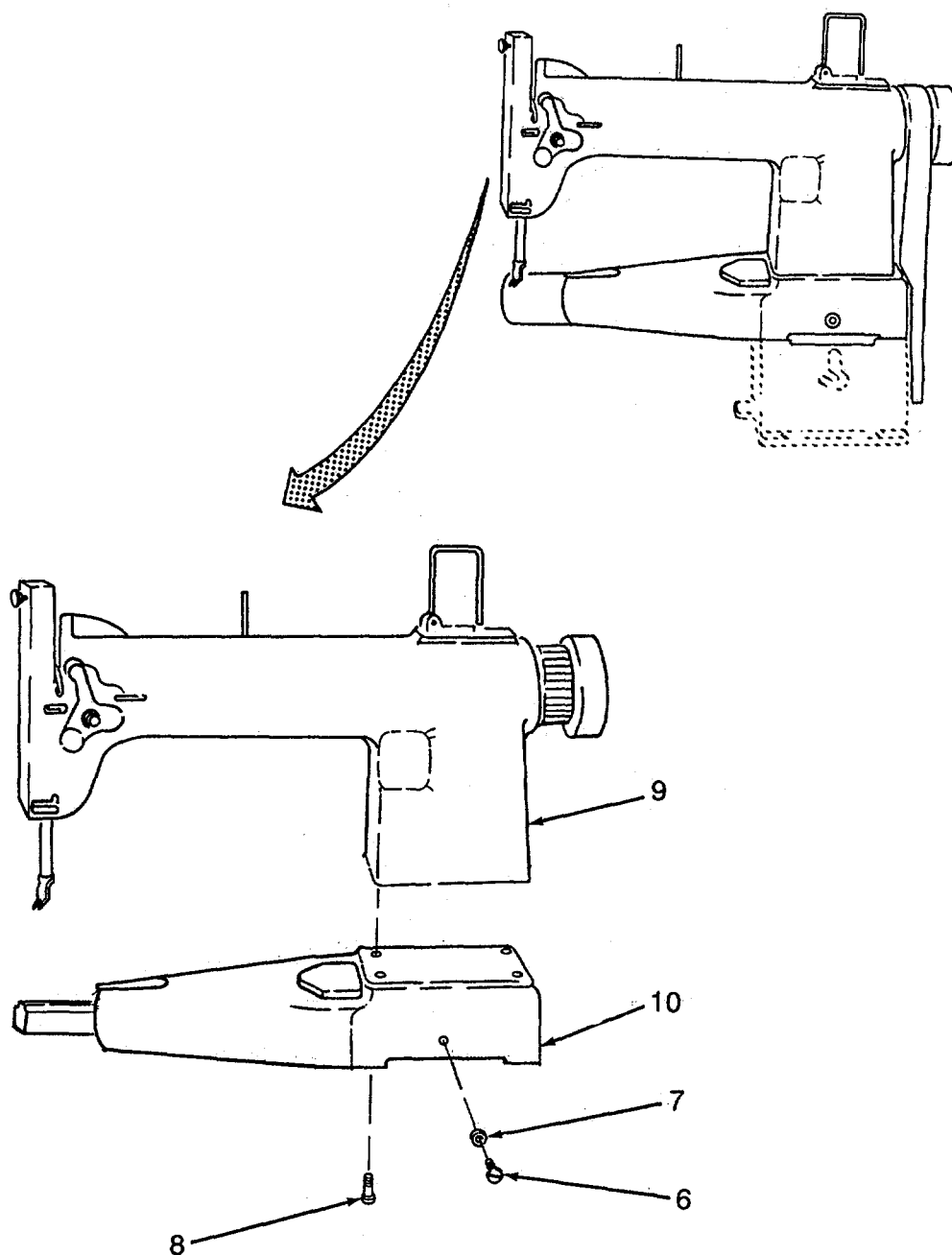


Figure 66. Darning Machine Upper, Middle Housing, and Base (Sheet 2 of 2)

SECTION II

TM 10-3530-207-24P

(1) ITEM NO	(2) SMR CODE	(3) CAGEC	(4) PART NUMBER	(5) DESCRIPTION AND USABLE ON CODES(UOC)	(6) QTY
				GROUP 08 DARNING SEWING MACHINE ASSEMBLY	
				FIG. 66 DARNING MACHINE UPPER, MIDDLE HOUSING, AND BASE	
1	XDFZZ	90338	10712	.. SCREW	1
2	XDFZZ	90338	13006	...CLAMP, BED	1
3	XDFZZ	90338	13005	.. SCREW	6
4	XDFZZ	90338	13004	.. HINGE	1
5	XDFZZ	90338	13003	...BASE.....	1
6	XDFZZ	90338	13007	.. SCREW	1
7	XDFZZ	90338	13008	.. WASHER	1
8	XDFZZ	90338	7003	...CAPSCREW	3
9	XDFZZ	90338	13300	...UPPER ARM	1
10	XBFZZ	90338	13301	...MIDDLE BASE	1

END OF FIGURE

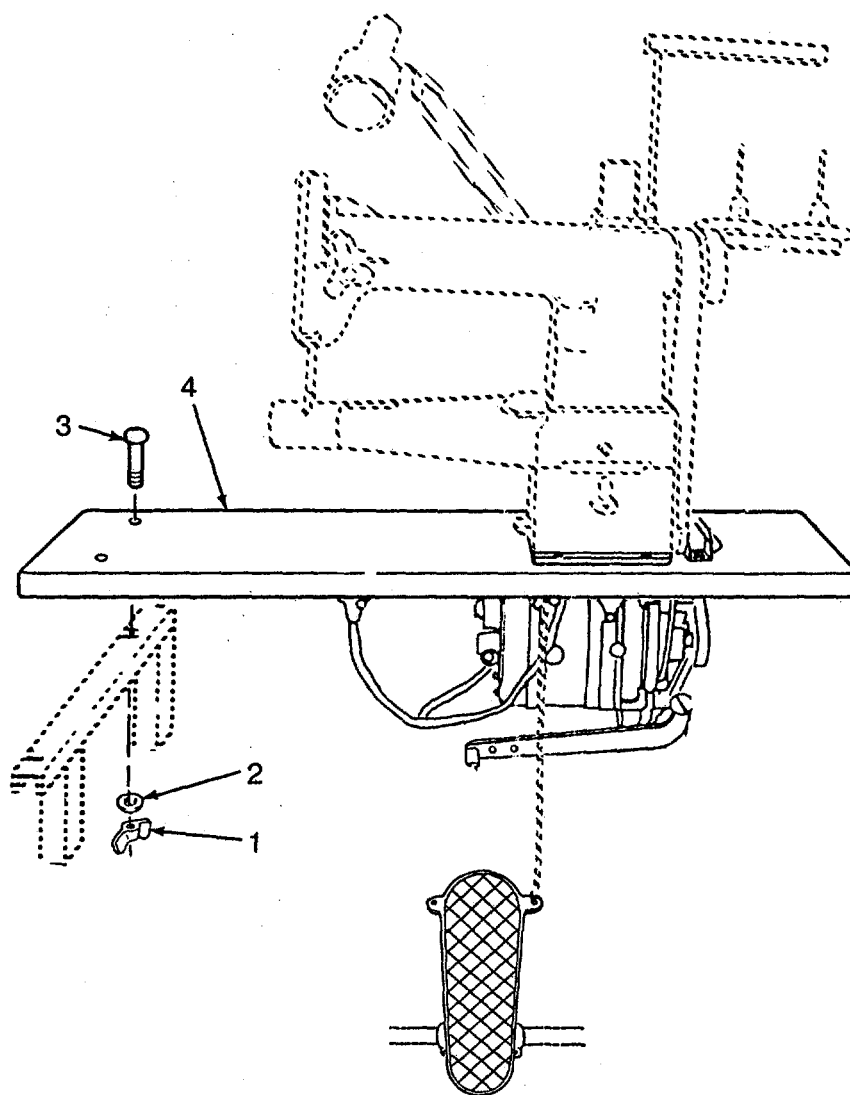


Figure 67. Darning Machine Table Top Assembly

SECTION II

TM 10-3530-207-24P

(1) ITEM NO	(2) SMR CODE	(3) CAGEC	(4) PART NUMBER	(5) DESCRIPTION AND USABLE ON CODES(UOC)	(6) QTY
				GROUP 08 DARNING SEWING MACHINE ASSEMBLY	
				FIG. 67 DARNING MACHINE TABLE TOP ASSEMBLY	
1	PAOZZ	39428	92001A030	.NUT, WING	4
2	PAOZZ	96906	MS15795-811	.WASHER, FLAT	4
3	PAOZZ	39428	92356A593	.BOLT, CARRIAGE	4
4	XDOOO	81337	6-1-6386	.TABLE TOP ASSY	1

END OF FIGURE

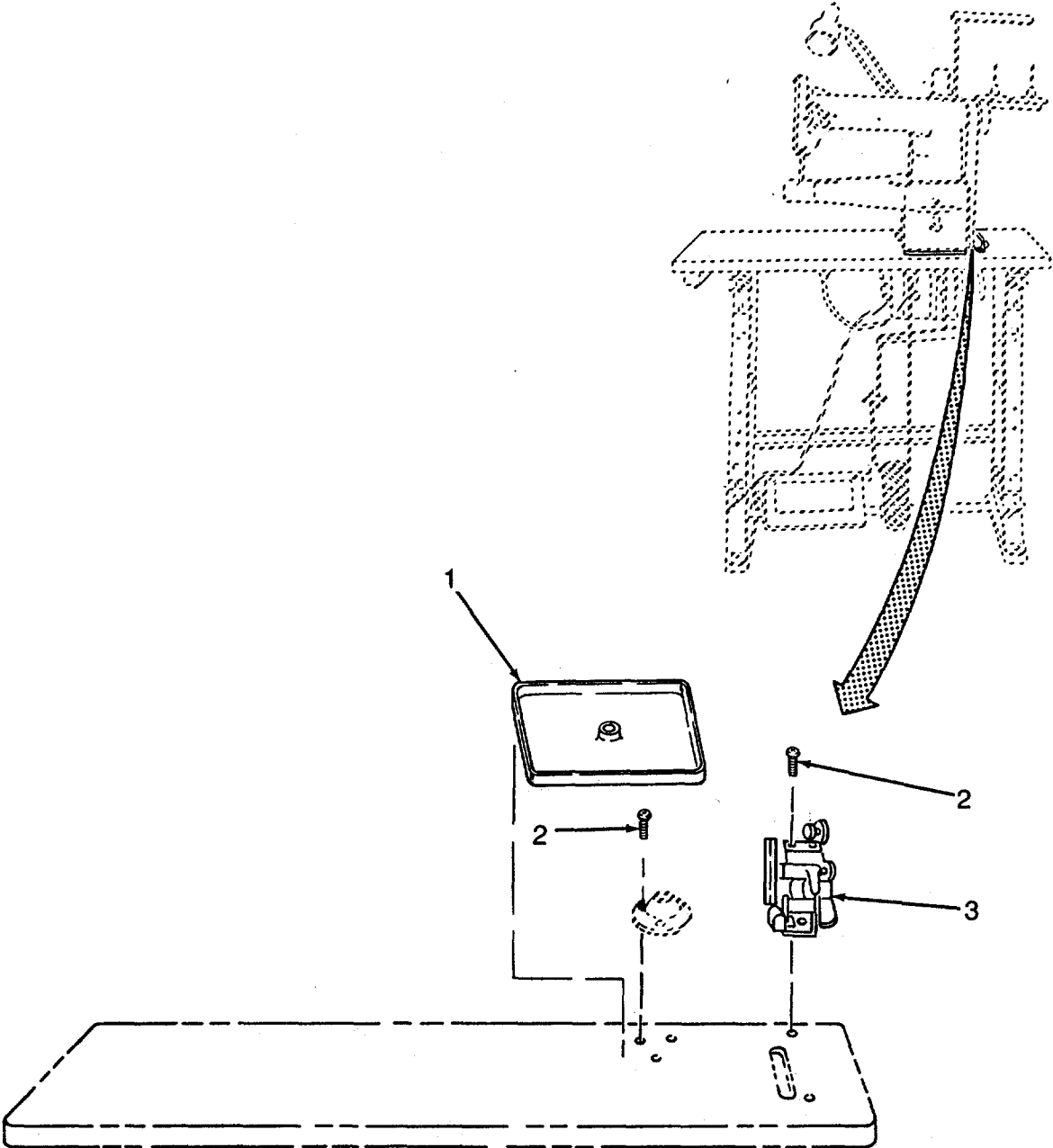


Figure 68. Darning Machine Bobbin Winder, and Oil Dump Pan

SECTION II

TM 10-3530-207-24P

(1) ITEM NO	(2) SMR CODE	(3) CAGEC	(4) PART NUMBER	(5) DESCRIPTION AND USABLE ON CODES(UOC)	(6) QTY
				GROUP 08 DARNING SEWING MACHINE ASSEMBLY	
				FIG. 68 DARNING MACHINE BOBBIN WINDER, AND OIL DUMP PAN	
1	XDOZZ	81337	6-1-6386-6	..OIL DRIP PAN	1
2	XDOZZ	96906	MS35276-265	..SCREW, MACHINE.....	3
3	PAOZZ	90338	10734	..BOBBIN WINDER	1

END OF FIGURE

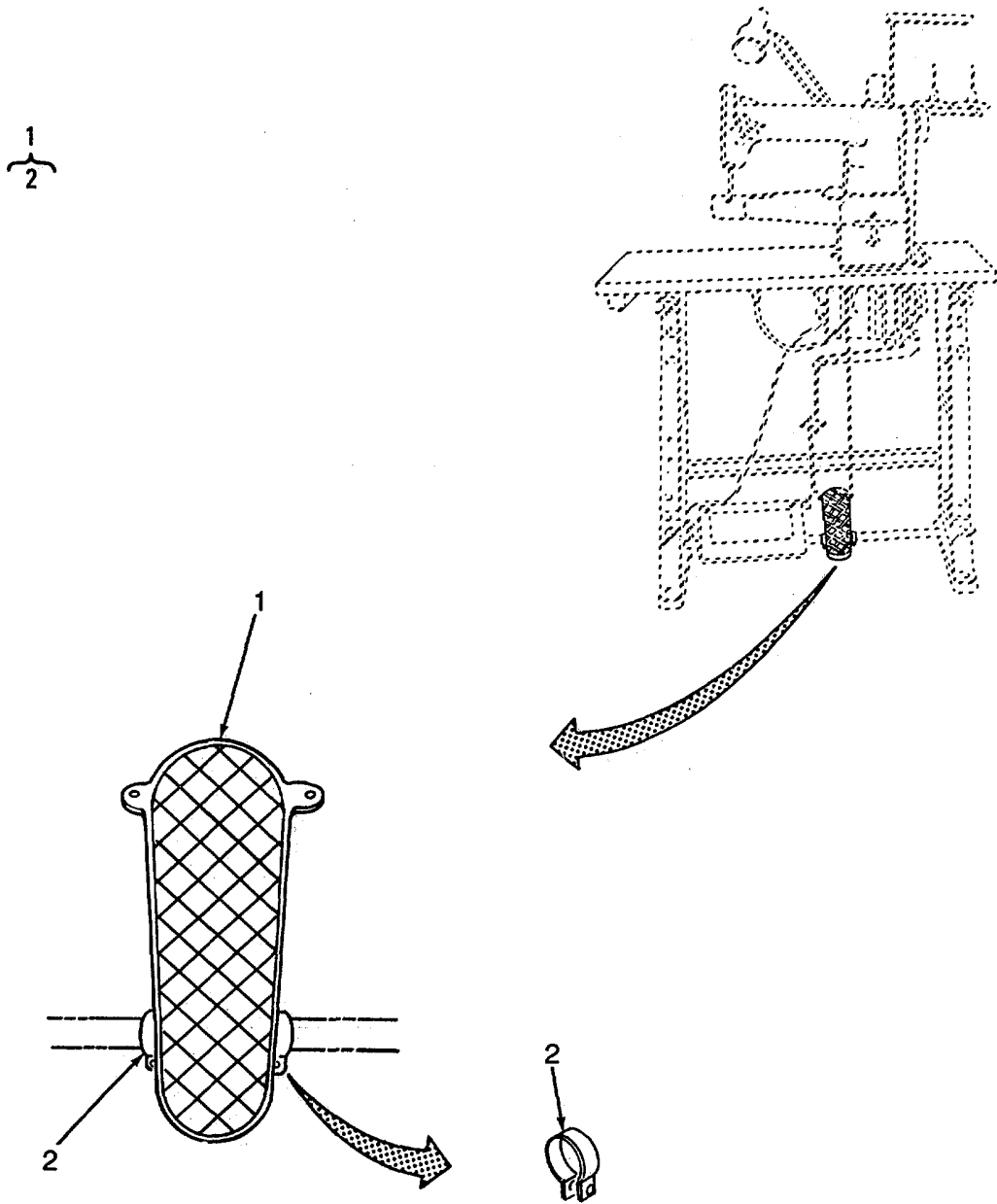


Figure 69. Darning Machine Foot Pedal and Clamps

SECTION II

TM 10-3530-207-24P

(1) ITEM NO	(2) SMR CODE	(3) CAGEC	(4) PART NUMBER	(5) DESCRIPTION AND USABLE ON CODES(UOC)	(6) QTY
				GROUP 08 DARNING SEWING MACHINE ASSEMBLY	
				FIG. 69 DARNING MACHINE FOOT PEDAL AND CLAMPS	
1	XDOZZ	90338	P10	..PEDAL FOOT	1
2	XDOZZ	90338	339-2	...CLAMPS.....	2

END OF FIGURE

8
9 THRU 18

9
10 THRU 12

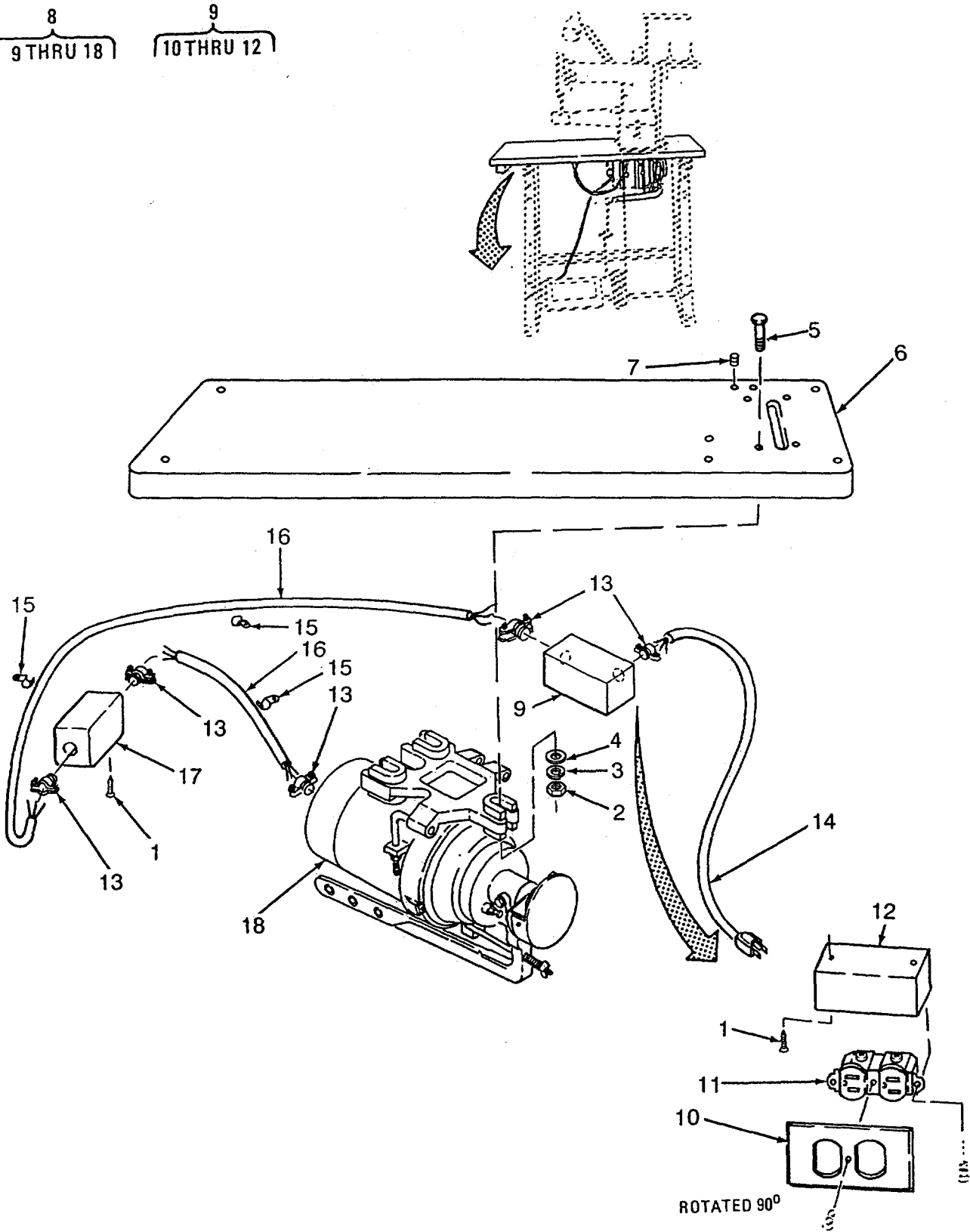


Figure 70. Darning Machine

SECTION II

TM10-3530-207-24P

(1) ITEM NO	(2) SMR CODE	(3) CAGEC	(4) PART NUMBER	(5) DESCRIPTION AND USABLE ON CODES(UOC)	(6) QTY
				GROUP 08 DARNING SEWING MACHINE ASSEMBLY	
				FIG. 70 DARNING MACHINE TABLE TOP, CLUTCH MOTOR, SWITCH BOX, AND RECEPTACLE ASSEMBLY	
1	XDFZZ	96906	MS35494-124	..SCREW, WOOD	4
2	XDFZZ	90338	HS-10-70	..NUT	3
3	XDFZZ	90338	HS-10-69	..WASHER, LOCK.....	3
4	XDFZZ	90338	HS-10-68	..WASHER, FLAT.....	3
5	XDFZZ	90338	HS-10-67	..BOLT, CARRIAGE	3
6	XDFZZ	81337	6-1-6387	..TABLE TOP, DARNING	1
7	XDFZZ	96906	MS35914-150	..INSERT, SCREW THREAD	5
8	XDFZZ	81337	6-1-6386-3	..MOTOR, ALTERNATING C	1
9	XDFZZ	81337	6-1-6386-19	...RECEPTACLE ASSEMBLY.....	1
10	XDFZZ	74545	S-8COVER, W/SCREW	1
11	XDFZZ	74545	BR-15RECEPTACLE	1
12	XDFZZ	39428	71695K21BOX, ELECTRICAL	1
13	XDFZZ	59730	3302	...BOX CONNECTOR, ELECT	5
14	XDFZZ	90338	HS-10-82	...CORD, POWER	1
15	XDFZZ	13764	22NCC0900F	...CLIP, PLASTIC/NAIL	7
16	MFFZZ	19099	TYPE MM-V	...WIRE.....	V
17	XDFZZ	01121	600-TAX5B	...SWITCH, PUSH BUTTON	1
18	XDFZZ	90338	10C1L507F	...CLUTCH AND MOTOR AY.....	1

END OF FIGURE

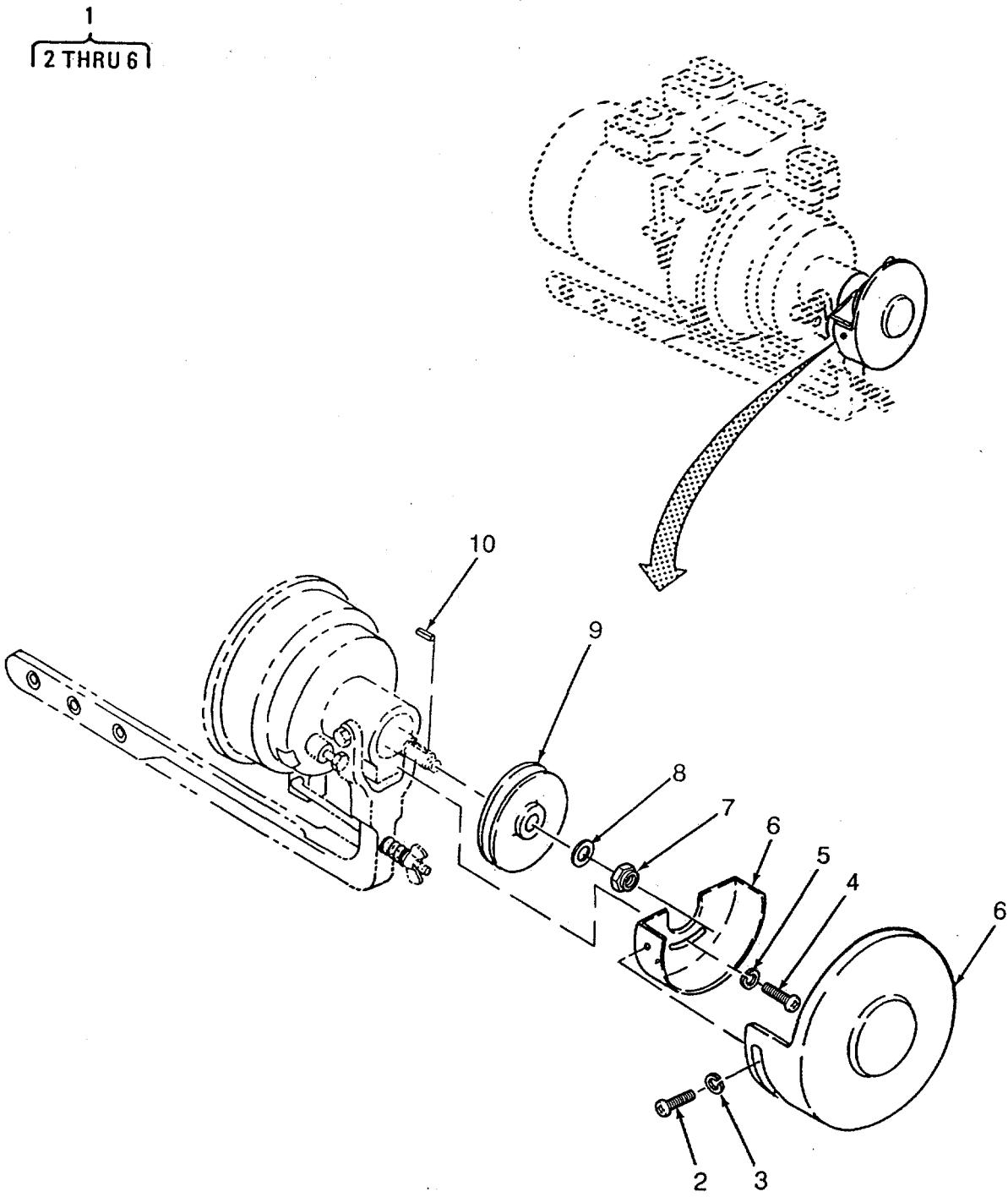


Figure 71. Darning Machine Belt Guard and Pulley

SECTION II

TM10-3530-207-24P

(1) ITEM NO	(2) SMR CODE	(3) CAGEC	(4) PART NUMBER	(5) DESCRIPTION AND USABLE ON CODES(UOC)	(6) QTY
				GROUP 08 DARNING SEWING MACHINE ASSEMBLY	
				FIG. 71 DARNING MACHINE BELT GUARD AND PULLEY	
1	XDFFF	90338	HS-A-CS47BELT GUARD ASSEMBLY.....	1
2	XDFZZ	90338	HS-A-47-3SCREW	2
3	XDFZZ	90338	HS-A-47-4WASHER, LOCK.....	2
4	XDFZZ	90338	HS-A-47-1SCREW	2
5	XDFZZ	90338	HS-A-47-2WASHER, LOCK.....	2
6	XDFZZ	90338	HS-A-47GUARD COVER.....	1
7	XDFZZ	90338	HS-10-59	...LOCKNUT	1
8	XDFZZ	90338	HS-10-59-1	...WASHER, SPRING	1
9	XDFZZ	90338	HS-10-71	...PULLEY.....	1
10	XDFZZ	90338	HS-10-39	...KEY	1

END OF FIGURE

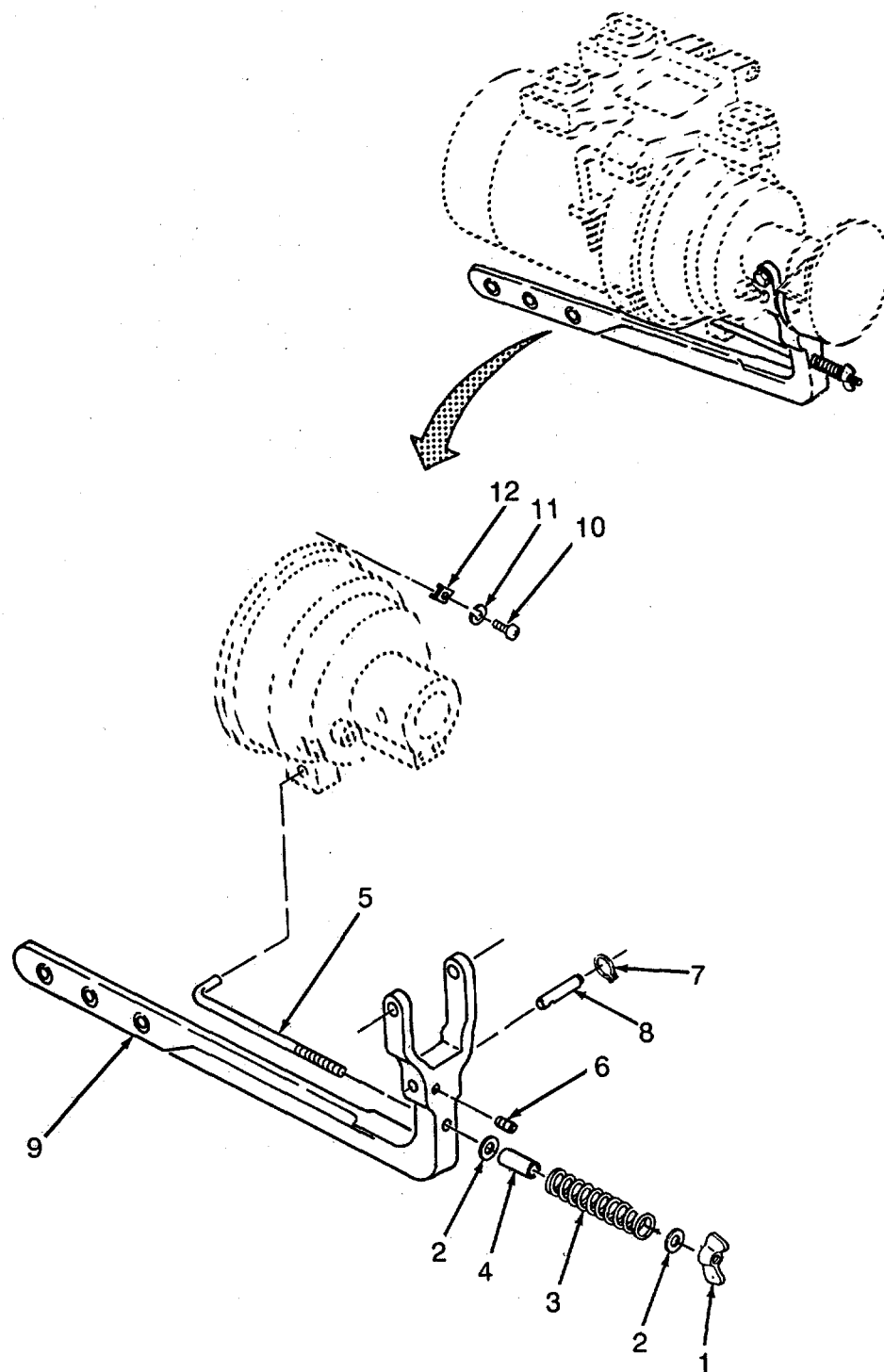


Figure 72. Darning Machine Clutch Lever

SECTION II

TM10-3530-207-24P

(1) ITEM NO	(2) SMR CODE	(3) CAGEC	(4) PART NUMBER	(5) DESCRIPTION AND USABLE ON CODES(UOC)	(6) QTY
				GROUP 08 DARNING SEWING MACHINE ASSEMBLY	
				FIG. 72 DARNING MACHINE CLUTCH LEVER	
1	XDFZZ	90338	HS-10-58	... NUT, WING	1
2	XDFZZ	90338	HS-10-55	...WASHER	2
3	XDFZZ	90338	HS-10-56	...SPRING	1
4	XDFZZ	90338	HS-10-57	...TUBE, SPRING	1
5	XDFZZ	90338	HS-10-54	...ROD, ADJUSTING	1
6	XDFZZ	90338	HS-10-48	...SET SCREW	1
7	XDFZZ	90338	HS-10-51	...RING, RETAINING	2
8	XDFZZ	90338	HS-10-50	...PIN, LEVER	1
9	XDFZZ	90338	HS-10-49	...LEVER, CLUTCH	1
10	XDFZZ	90338	HS-10-43	... SCREW	3
11	XDFZZ	90338	HS-10-44	...WASHER, LOCK.....	3
12	XDFZZ	90338	HS-10-42	...RETAINER	3

END OF FIGURE

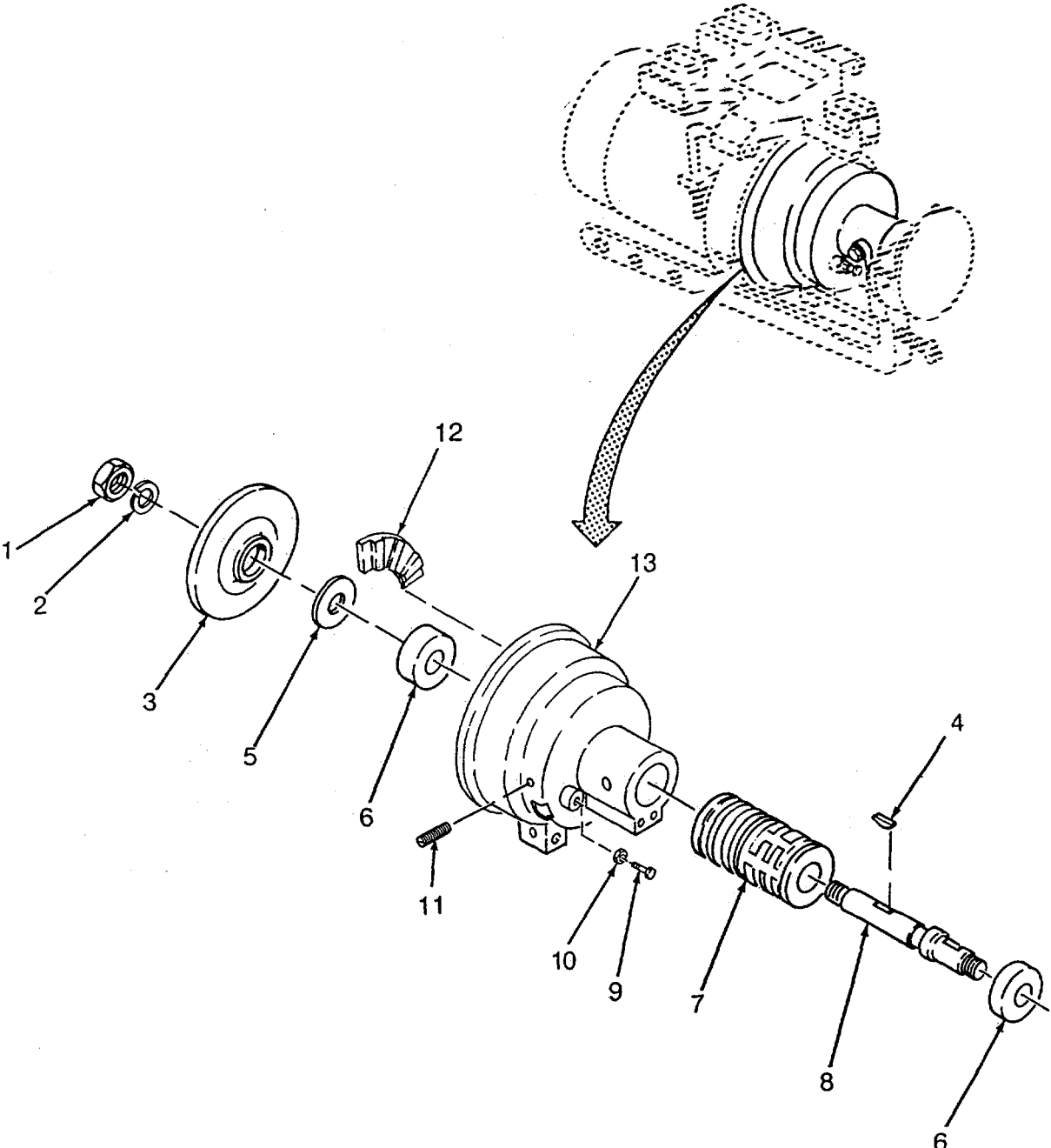


Figure 73. Darning Machine Clutch Housing

SECTION II

TM10-3530-207-24P

(1) ITEM NO	(2) SMR CODE	(3) CAGEC	(4) PART NUMBER	(5) DESCRIPTION AND USABLE ON CODES(UOC)	(6) QTY
				GROUP 08 DARNING SEWING MACHINE ASSEMBLY	
				FIG. 73 DARNING MACHINE CLUTCH HOUSING	
1	XDFZZ	90338	HS-10-32	...NUT.....	1
2	XDFZZ	90338	HS-10-31	...WASHER, LOCK.....	1
3	XDFZZ	90338	HS-10-36	...CLUTCH PLATE.....	1
4	XDFZZ	90338	HS-10-37-4	...KEY.....	1
5	XDFZZ	90338	HS-10-38-1	...WASHER, NEOPRENE.....	1
6	XDFZZ	90338	HS-10-38	...BEARING, BALL.....	2
7	XDFZZ	90338	HS-10-40	...SLEEVE, CLUTCH.....	1
8	XDFZZ	90338	HS-10-37	...SHAFT.....	1
9	XDFZZ	90338	HS-10-46	...BOLT, ADJUSTMENT.....	1
10	XDFZZ	90338	HS-10-47	...NUT.....	3
11	XDFZZ	90338	HS-10-48	...SET SCREW, BRAKE.....	1
12	XDFZZ	90338	HS-10-45	...BRAKE BLOCK.....	1
13	XDFZZ	90338	HS-10-41	...HOUSING, CLUTCH.....	1

END OF FIGURE

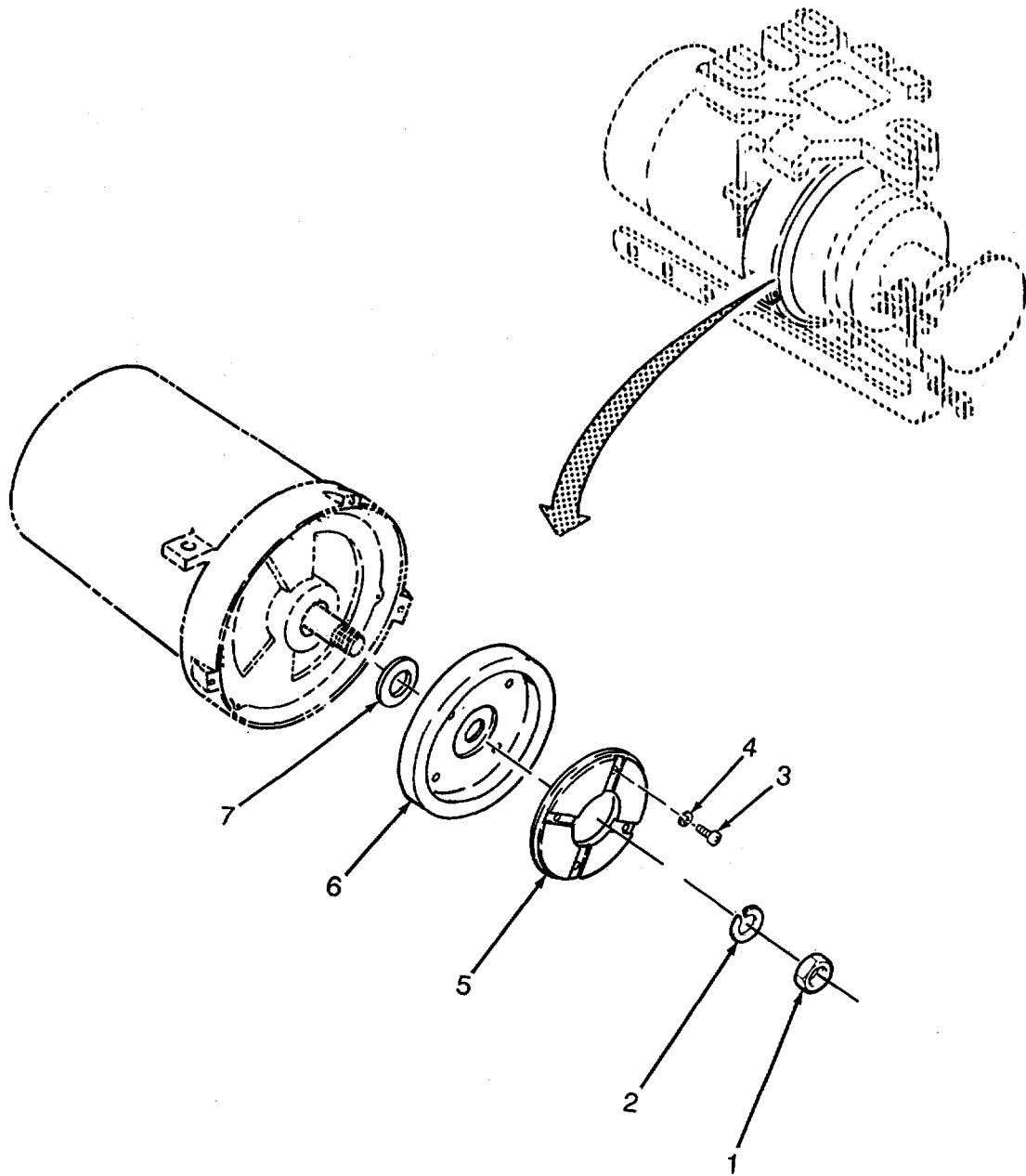


Figure 74. Darning Machine Clutch Flywheel

SECTION II

TM10-3530-207-24P

(1) ITEM NO	(2) SMR CODE	(3) CAGEC	(4) PART NUMBER	(5) DESCRIPTION AND USABLE ON CODES(UOC)	(6) QTY
				GROUP 08 DARNING SEWING MACHINE ASSEMBLY	
				FIG. 74 DARNING MACHINE CLUTCH FLYWHEEL	
1	XDFZZ	90338	HS-10-32	...NUT.....	1
2	XDFZZ	90338	HS-10-31	...WASHER, LOCK.....	1
3	XDFZZ	90338	HS-10-34	...SCREW.....	4
4	XDFZZ	90338	HS-10-35	...WASHER, STOP.....	4
5	XDFZZ	90338	HS-10-33	...DISK, CLUTCH RING.....	1
6	XDFZZ	90338	HS-10-29	...FLYWHEEL.....	1
7	XDFZZ	90338	HS-10-8	...WASHER.....	1

END OF FIGURE

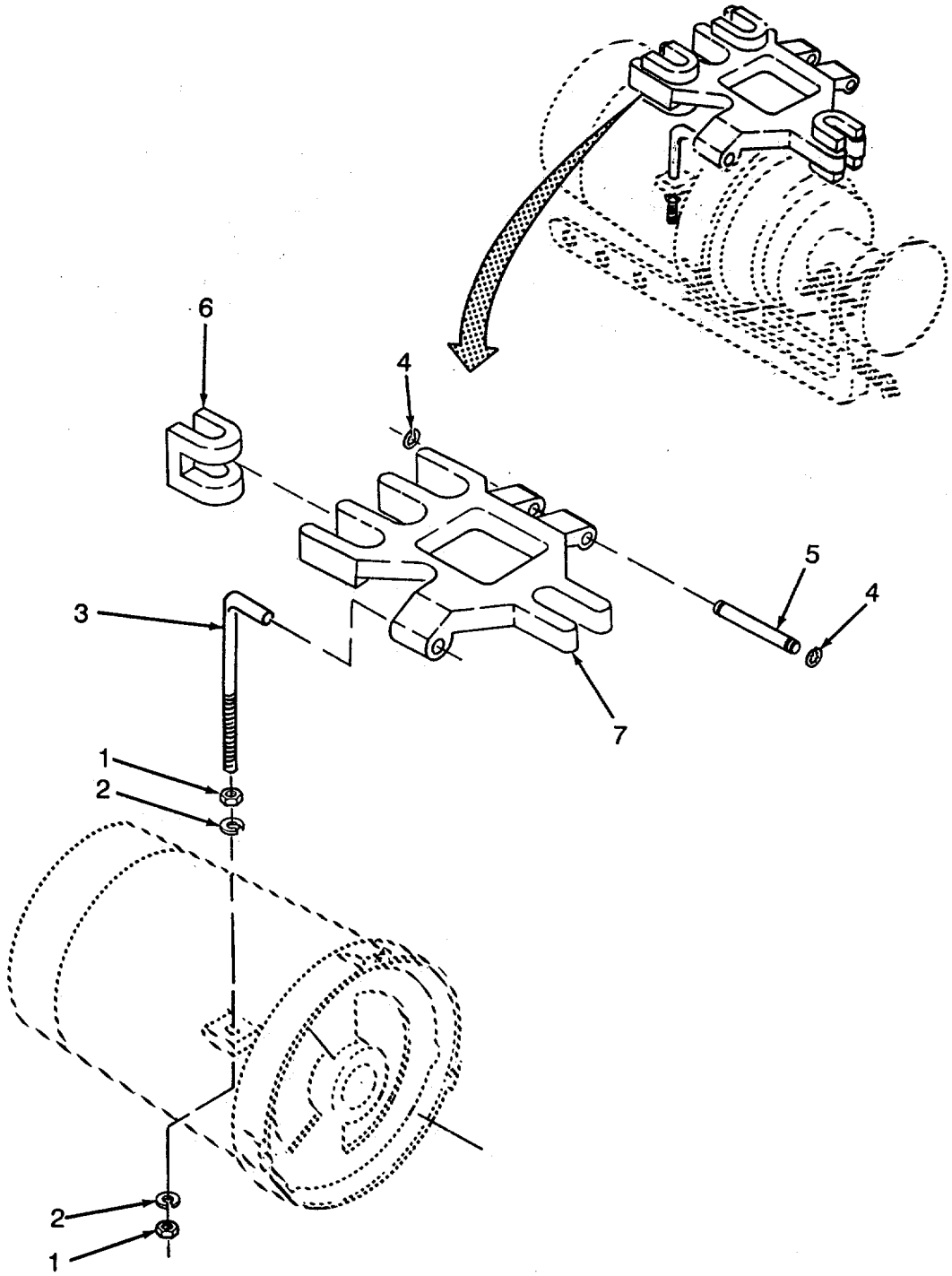


Figure 75. Darning Machine Belt Motor Tightener

SECTION II

TM10-3530-207-24P

(1) ITEM NO	(2) SMR CODE	(3) CAGEC	(4) PART NUMBER	(5) DESCRIPTION AND USABLE ON CODES(UOC)	(6) QTY
				GROUP 08 DARNING SEWING MACHINE ASSEMBLY	
				FIG. 75 DARNING MACHINE BELT MOTOR TIGHTENER	
1	XDFZZ	90338	NS-10-64NUT.....	2
2	XDFZZ	90338	HS-10-65WASHER, LOCK.....	2
3	XDFZZ	90338	HS-10-63ROD, ADJUSTING.....	1
4	XDFZZ	90338	HS-10-62RING, RETAINING.....	2
5	XDFZZ	90338	NS-10-61HINGE PIN.....	1
6	XDFZZ	90338	NS-10-66INSULATOR, VIBRATION.....	3
7	XDFZZ	90338	HS-10-60BELT TIGHTENER.....	1

END OF FIGURE

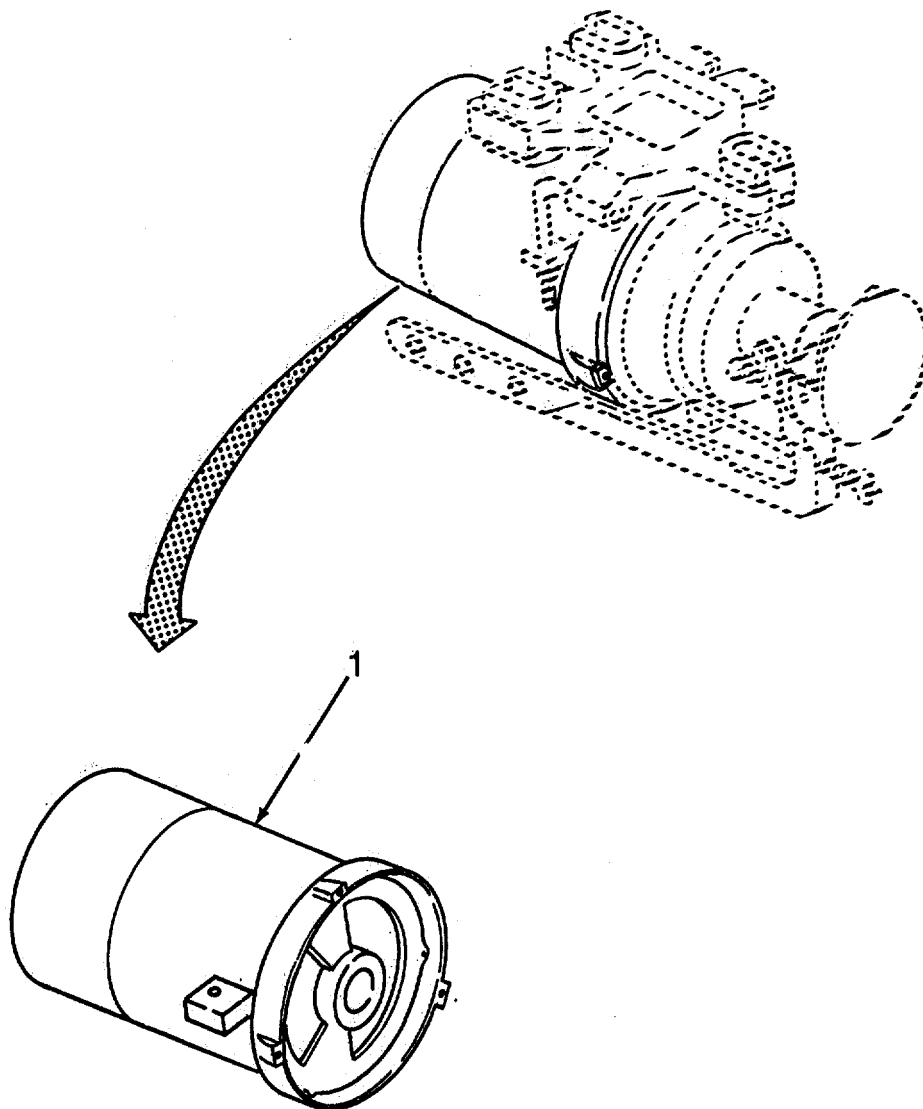


Figure 76. Darning Machine Clutch Motor

SECTION II TM10-3530-207-24P

(1) ITEM NO	(2) SMR CODE	(3) CAGEC	(4) PART NUMBER	(5) DESCRIPTION AND USABLE ON CODES(UOC)	(6) QTY
				GROUP 08 DARNING SEWING MACHINE ASSEMBLY	
				FIG. 76 DARNING MACHINE CLUTCH MOTOR	
1	XAFZZ	90338	M010C1L507FMOTOR, ELECTRIC.....	1

END OF FIGURE

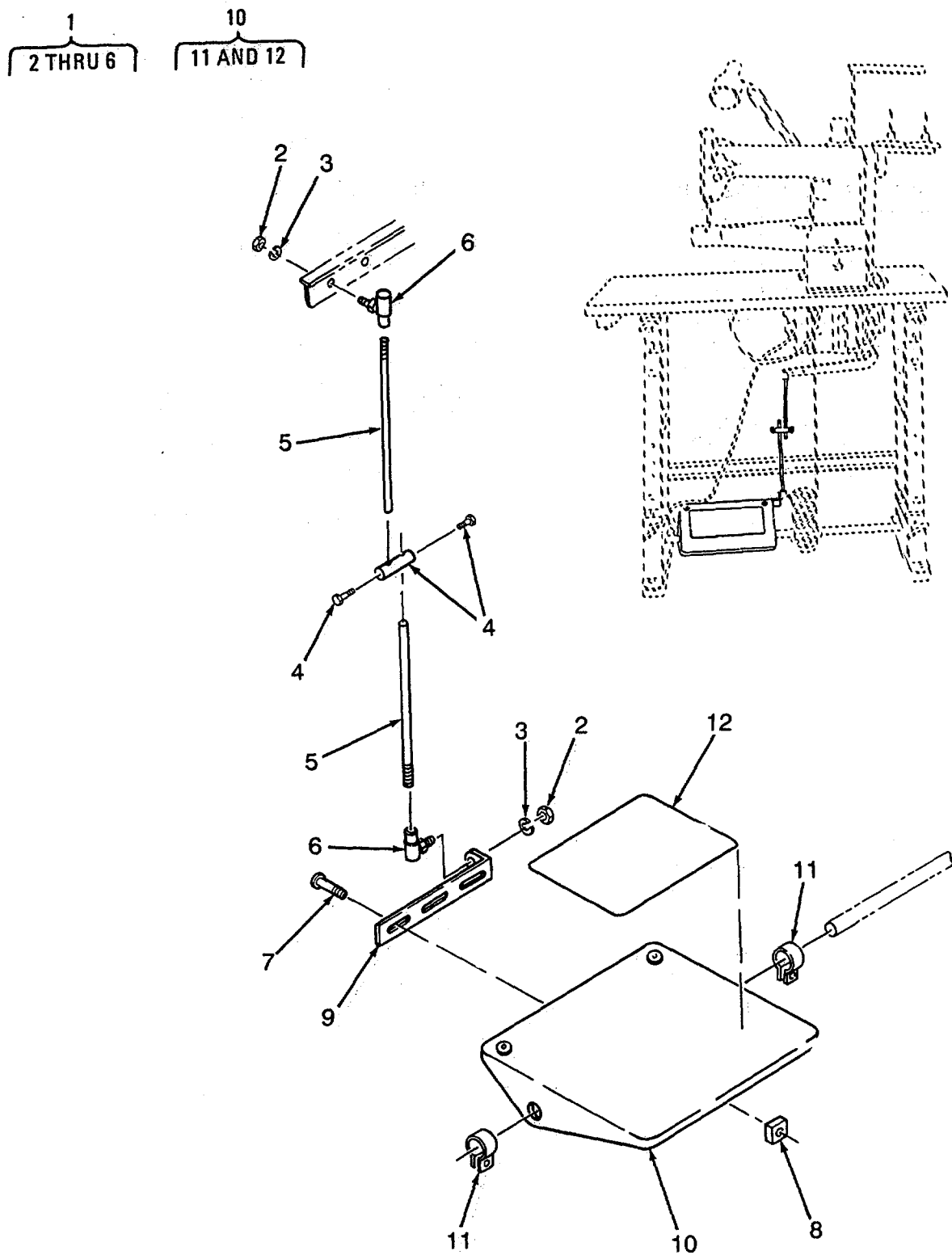


Figure 77. Darning Machine Treadle Assembly

SECTION II

TM10-3530-207-24P

(1) ITEM NO	(2) SMR CODE	(3) CAGEC	(4) PART NUMBER	(5) DESCRIPTION AND USABLE ON CODES(UOC)	(6) QTY
				GROUP 08 DARNING SEWING MACHINE ASSEMBLY	
				FIG. 77 DARNING MACHINE TREADLE ASSEMBLY	
1	XDOOO	90338	143UNS	.TREADLE ROD ASSY.....	1
2	XDOZZ	90338	143-3	..NUT, BALL JOINT	2
3	XDOZZ	90338	367	..WASHER LOCK.....	2
4	XDOZZ	90338	5998	..CLAMP, ROD	1
5	XDOZZ	90338	5999	..ROD	2
6	XDOZZ	90338	143-2NS	..BALL JOINT	2
7	XDOZZ	90338	1/4X20X1/2	.BOLT, CROSS HEAD.....	2
8	XDOZZ	90338	1/4X20	.NUT, SQUARE	2
9	XDOZZ	90338	344	.TREADLE EXTENSION.....	1
10	XDOOO	90338	339	.TREADLE, PIPE.....	1
11	XDOZZ	90338	339-2	..CLAMP	2
12	XDOZZ	90338	340C	..CORK.....	1

END OF FIGURE

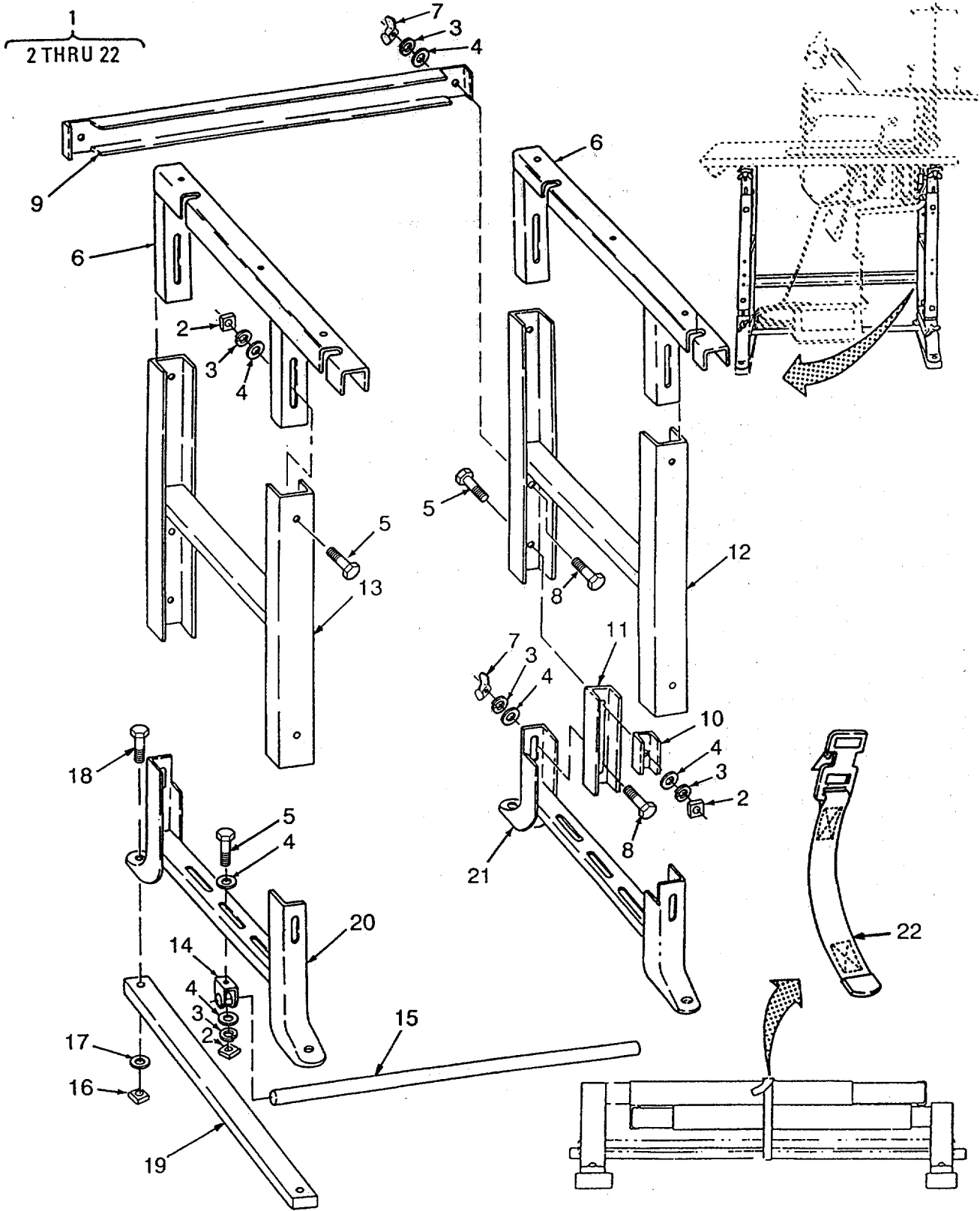


Figure 78. Darning Machine Stand Assembly

SECTION II

TM10-3530-207-24P

(1) ITEM NO	(2) SMR CODE	(3) CAGEC	(4) PART NUMBER	(5) DESCRIPTION AND USABLE ON CODES(UOC)	(6) QTY
				GROUP 08 DARNING SEWING MACHINE ASSEMBLY	
				FIG. 78 DARNING MACHINE STAND ASSEMBLY	
1	XDOOO	81337	6-1-9783	..STAND ASSY	1
2	XDOZZ	96906	MS27040-11	..NUT, PLAIN, SQUARE	10
3	XDOZZ	96906	MS35338-45	..WASHER, LOCK	16
4	XDOZZ	96906	MS27183-11	..WASHER, FLAT	16
5	XDOZZ	96906	MS35355-32	..BOLT, MACH	10
6	XDOZZ	81337	6-1-9796	..TOP RAIL ASSY	2
7	XDOZZ	96906	MS35425-72	..NUT, PLAIN, WING	6
8	XDOZZ	96906	MS35355-34	..BOLT, MACHINE	6
9	XDOZZ	81337	6-1-9800	..REAR CROSS MEMBER	1
10	XDOZZ	81337	6-1-9802	..BOLT RETAINER	4
11	XDOZZ	81337	6-1-9799	..FOLDING CLIP	4
12	XDOZZ	81337	6-1-9791	..RIGHT LEG ASSY	1
13	XDOZZ	81337	6-1-9794	..LEFT LEG ASSY	1
14	XDOZZ	81337	6-1-9803	..PIPE SUPPORT	2
15	XDOZZ	81337	6-1-9804	..TREADLE SUPPORT	1
16	XDOZZ	96906	MS27040-11	..NUT, PLAIN, SQUARE	4
17	XDOZZ	96906	MS27183-11	..WASHER, FLAT	4
18	XDOZZ	96906	MS35751-43	..BOLT, SQUARE NECK	4
19	XDOZZ	81337	6-1-9801	..BASE	2
20	XDOZZ	81337	6-1-9788	..LOWER LEFT LEG ASSY	1
21	XDOZZ	81337	6-1-9784	..LOWER RIGHT LEG ASY	1
22	XDOZZ	19204	11020947-16	..STRAP, RETAINING	1

END OF FIGURE

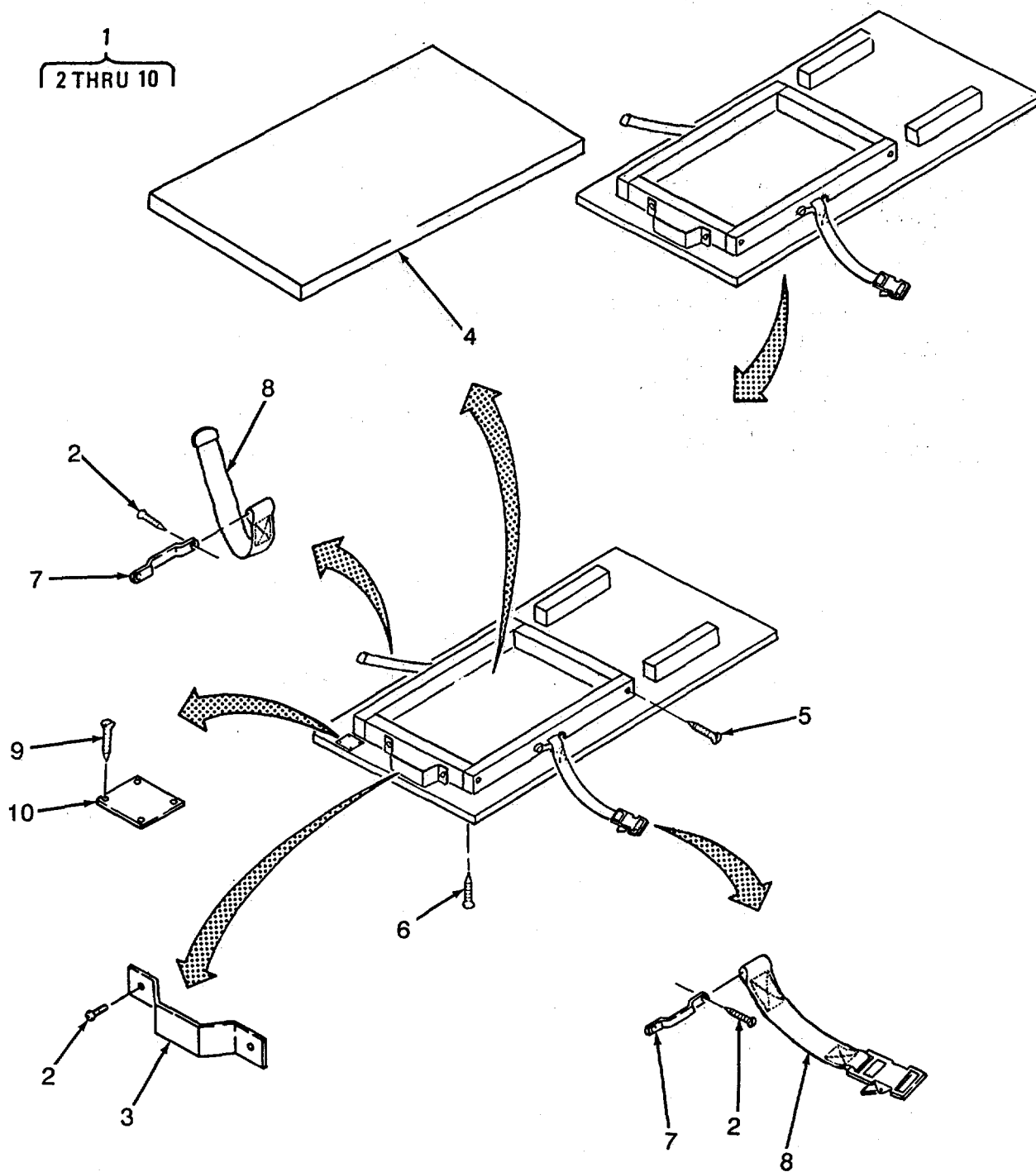


Figure 79. Button Machine Tray Assembly

SECTION II

TM10-3530-207-24P

(1) ITEM NO	(2) SMR CODE	(3) CAGEC	(4) PART NUMBER	(5) DESCRIPTION AND USABLE ON CODES(UOC)	(6) QTY
GROUP 09 BUTTON TRAY ASSEMBLY					
FIG. 79 BUTTON MACHINE TRAY ASSEMBLY					
1	XDOOO	81337	6-1-9759	TRAY, BUTTON MACH.....	1
2	XDOZZ	96906	MS35495-269	.SCREW, WOOD	6
3	XDOZZ	81337	6-1-9759-12	.HANDLE	1
4	MOOZZ	81337	6-1-9759-04	.FELT, .25 THK MAKE FROM BULK P/N C-..... V F-206 TYI 12R3, CUT 13 3/8 X 6 1/8	
5	XDOZZ	96906	MS35494-280	.SCREW, WOOD	4
6	XDOZZ	96906	MS35494-279	.SCREW, WOOD	4
7	XDOZZ	96906	MS51939-1	.LOOP, STRAP FASTENER.....	2
8	XDOZZ	81337	6-1-8921-1	.STRAP, TIEDOWN ASSY	1
9	XDOZZ	39428	91606A110	.SCREW, WOOD	4
10	XDOZZ	90598	MFG0670-2	.PLATE, IDENTIFICATIO	1

END OF FIGURE

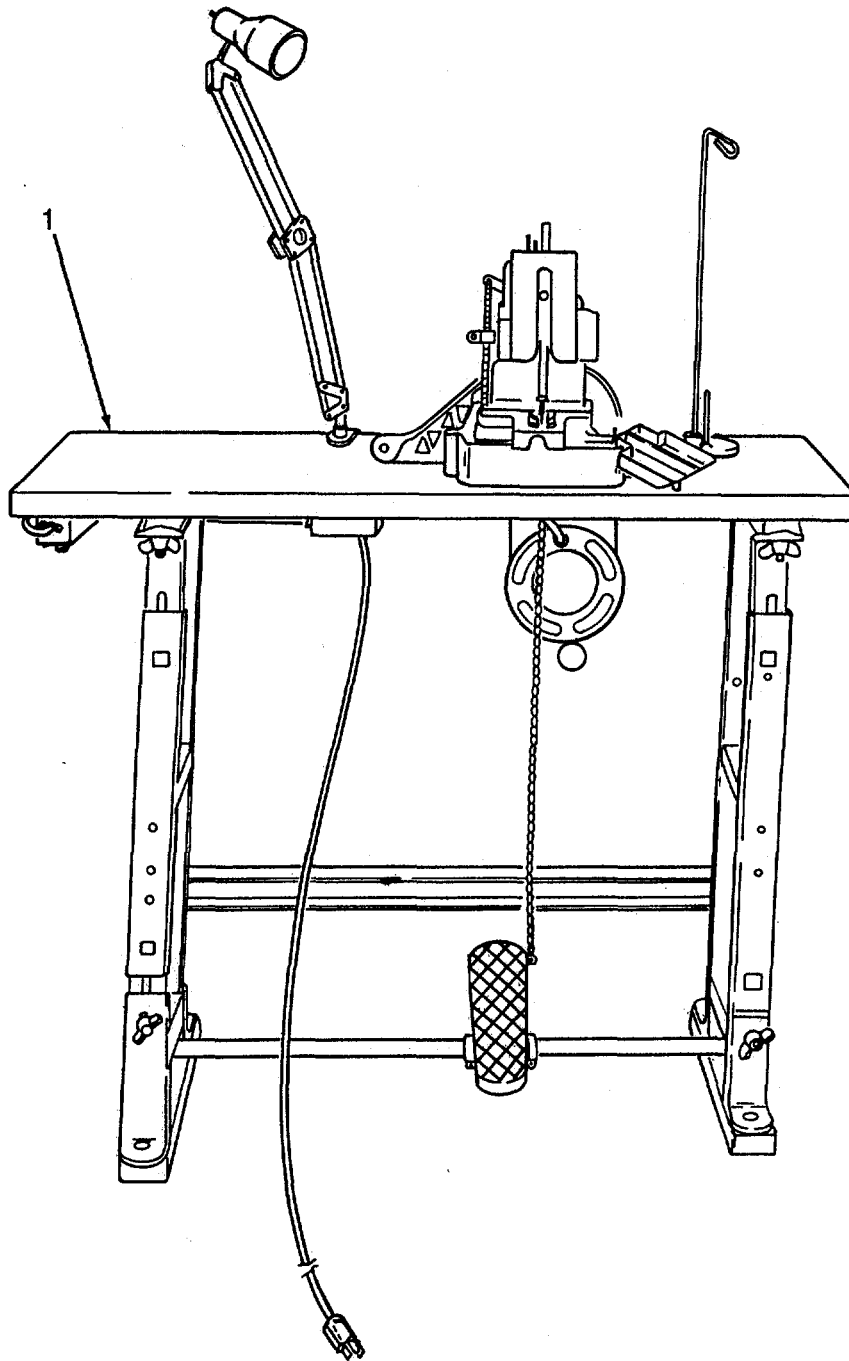


Figure 80. Button Sewing Machine Assembly

SECTION II

TM10-3530-207-24P

(1) ITEM NO	(2) SMR CODE	(3) CAGEC	(4) PART NUMBER	(5) DESCRIPTION AND USABLE ON CODES(UOC)	(6) QTY
				GROUP 10 BUTTON SEWING MACHINE ASSEMBLY	
				FIG. 80 BUTTON SEWING MACHINE ASSEMBLY	
1	XDOFF	81337	6-1-6388	BTN SEWING MACH ASY	1

END OF FIGURE

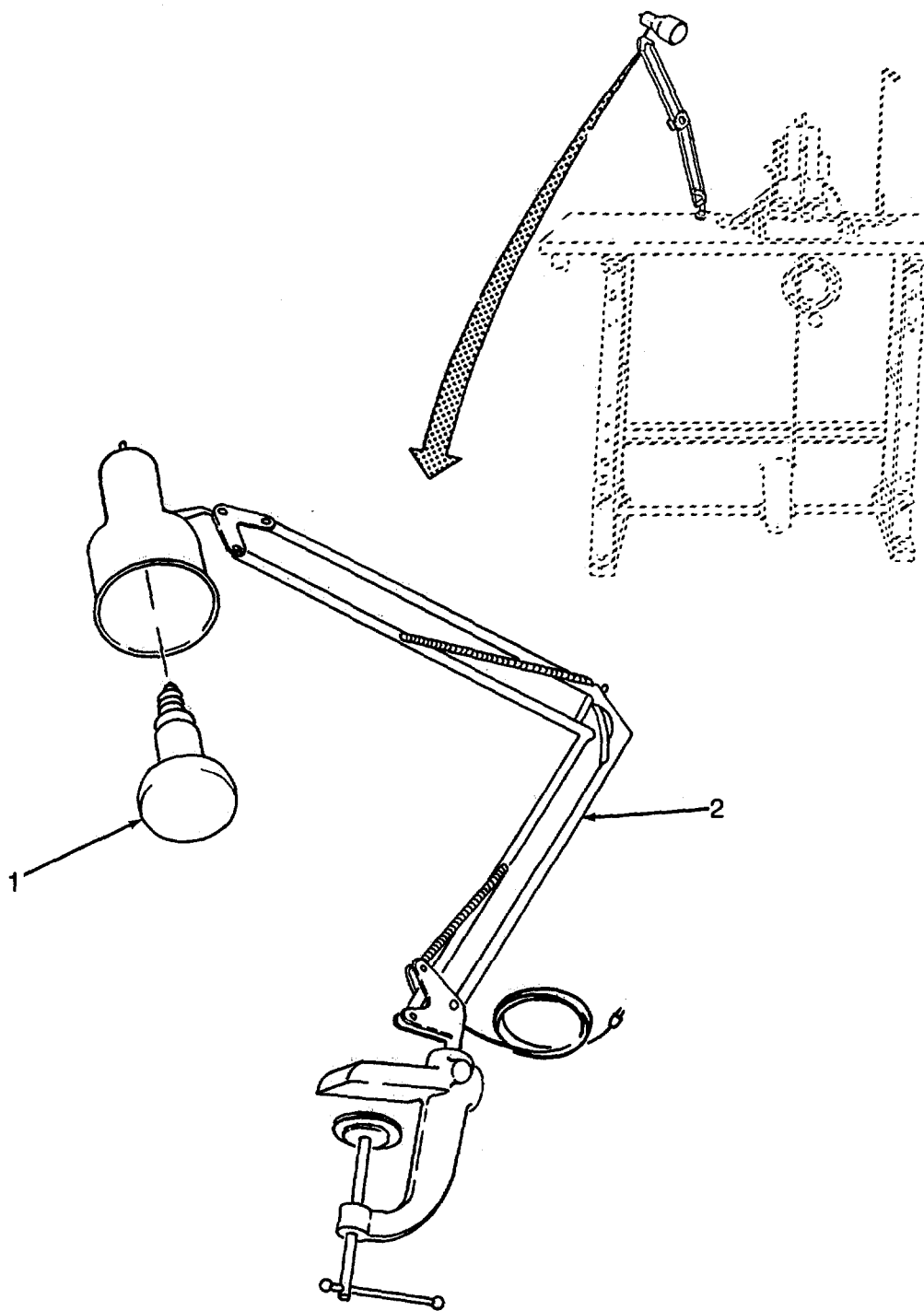


Figure 81. Button Machine Lamp Assembly

SECTION II

TM10-3530-207-24P

(1) ITEM NO	(2) SMR CODE	(3) CAGEC	(4) PART NUMBER	(5) DESCRIPTION AND USABLE ON CODES(UOC)	(6) QTY
				GROUP 10 BUTTON SEWING MACHINE ASSEMBLY	
				FIG. 81 BUTTON MACHINE LAMP ASSEMBLY	
1	PAOZZ	24446	30R20	.LAMP, INCANDESCENT	1
2	PAOZZ	3E060	USB60C	.LIGHT, SEWING W/BRKT	1

END OF FIGURE

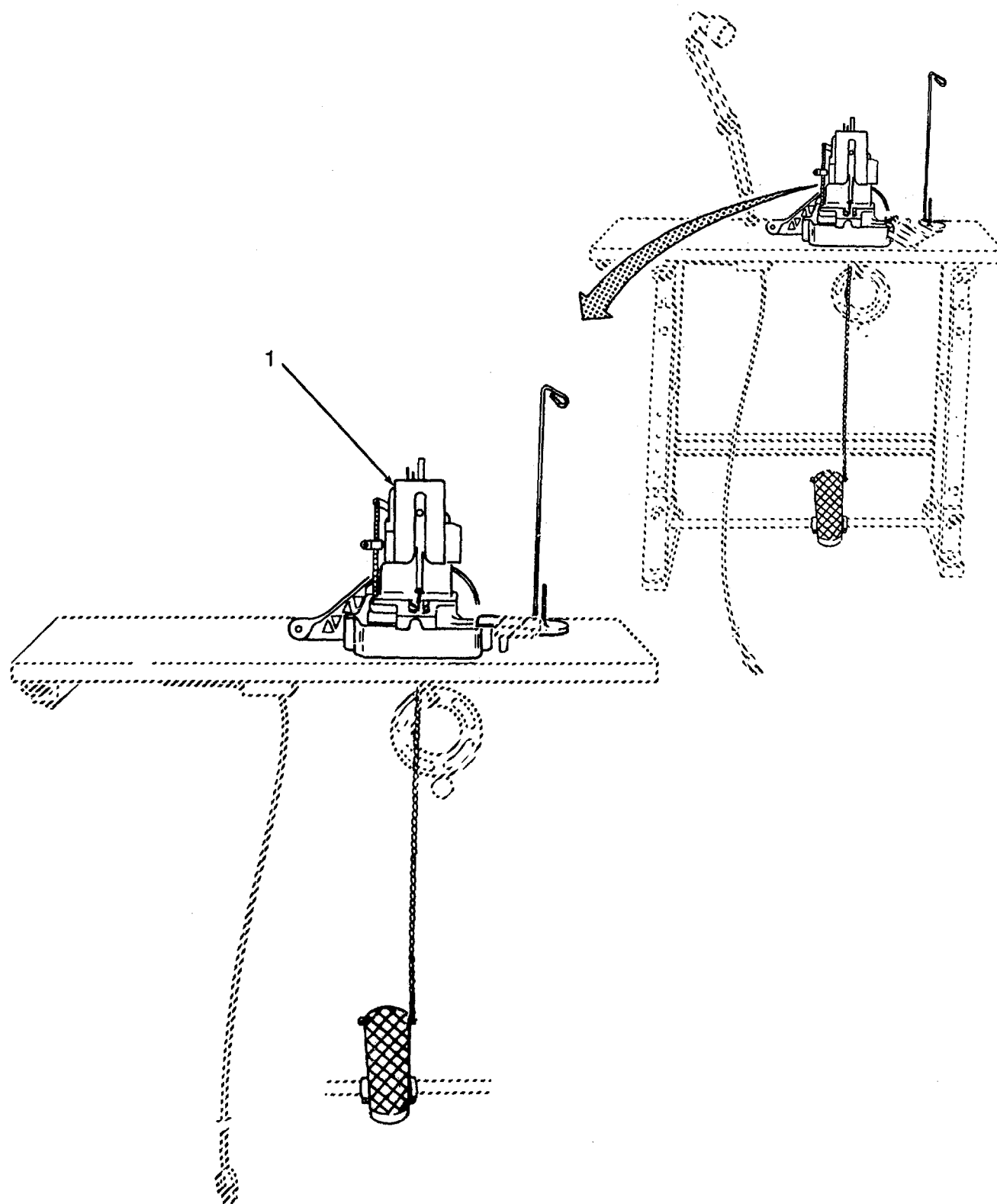


Figure 82. Button Sewing Machine Head Assembly

SECTION II

TM10-3530-207-24P

(1) ITEM NO	(2) SMR CODE	(3) CAGEC	(4) PART NUMBER	(5) DESCRIPTION AND USABLE ON CODES(UOC)	(6) QTY
				GROUP 10 BUTTON SEWING MACHINE ASSEMBLY	
				FIG. 82 BUTTON SEWING MACHINE HEAD ASSEMBLY	
1	XDOFF	81337	6-1-6388-3	.BTN SEWING HEAD ASY.....	1

END OF FIGURE

2
3

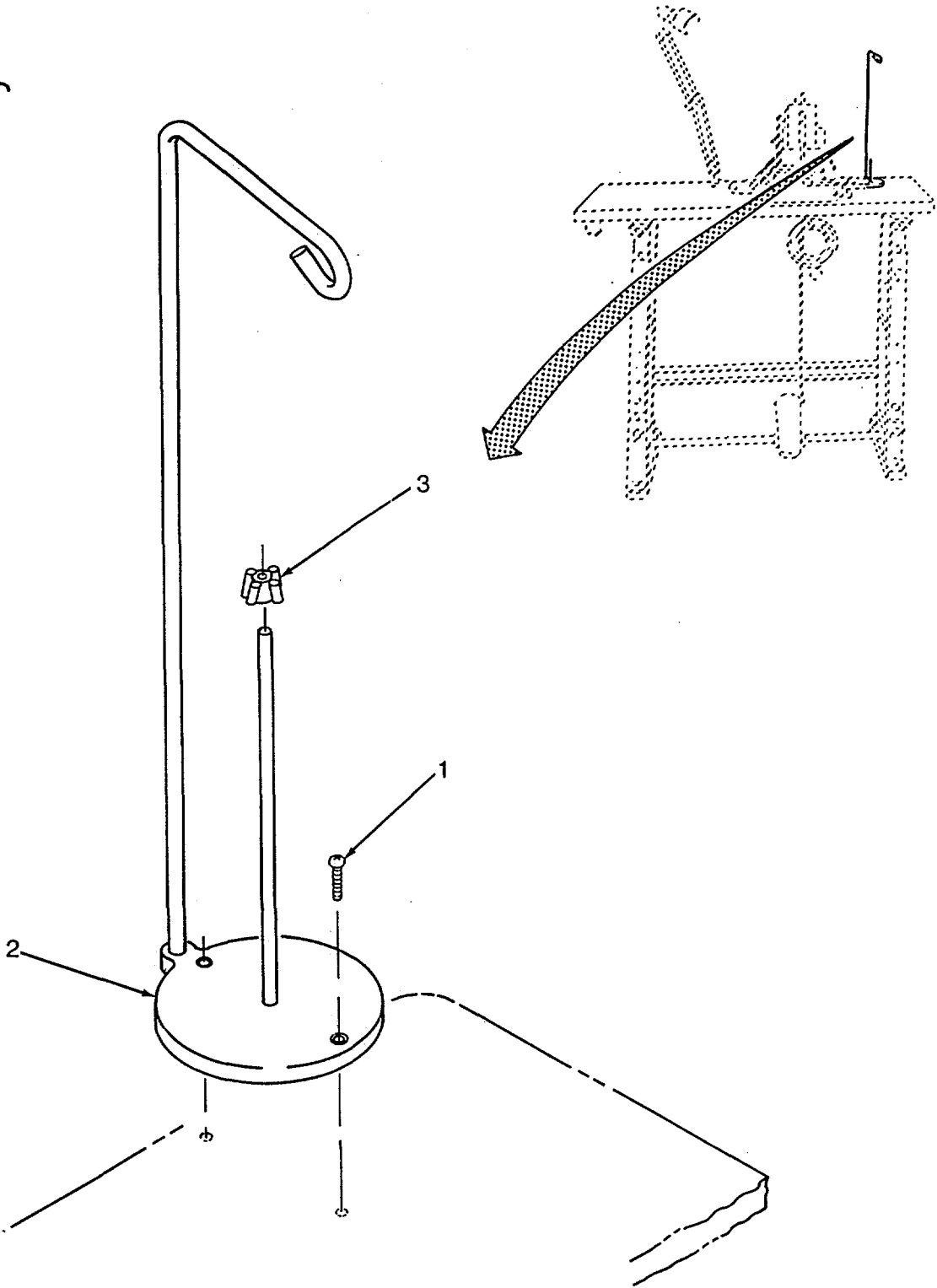


Figure 83. Button Machine Single Thread Spool Stand

SECTION II

TM10-3530-207-24P

(1) ITEM NO	(2) SMR CODE	(3) CAGEC	(4) PART NUMBER	(5) DESCRIPTION AND USABLE ON CODES(UOC)	(6) QTY
				GROUP 10 BUTTON SEWING MACHINE ASSEMBLY	
				FIG. 83 BUTTON MACHINE SINGLE THREAD SPOOL STAND	
1	XDOZZ	96906	MS35276-265	..SCREW, MACHINE	2
2	XDOOO	90338	27449	..THREAD STAND	1
3	XDOZZ	90338	225326	...CAP, GUIDE	1

END OF FIGURE

2
3

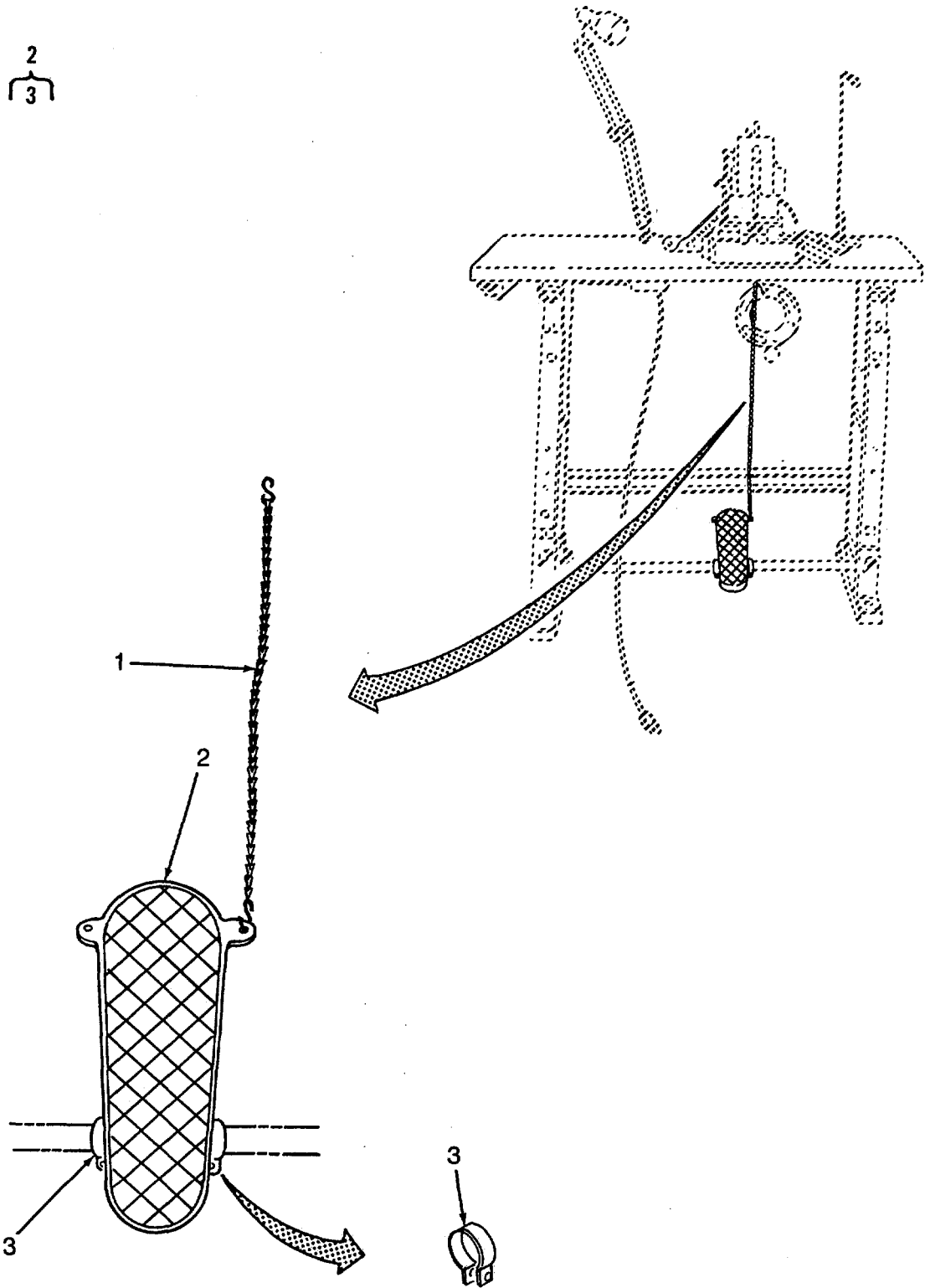


Figure 84. Button Machine Lifter Chain and Foot Pedal

SECTION II

TM10-3530-207-24P

(1) ITEM NO	(2) SMR CODE	(3) CAGEC	(4) PART NUMBER	(5) DESCRIPTION AND USABLE ON CODES(UOC)	(6) QTY
				GROUP 10 BUTTON SEWING MACHINE ASSEMBLY	
				FIG. 84 BUTTON MACHINE LIFTER CHAIN AND FOOT PEDAL	
1	XDOZZ	90338	50283	..CHAIN.....	1
2	XDOOO	90338	P10	..PEDAL FOOT.....	1
3	PAOZZ	90338	339-2	...CLAMPS.....	2

END OF FIGURE

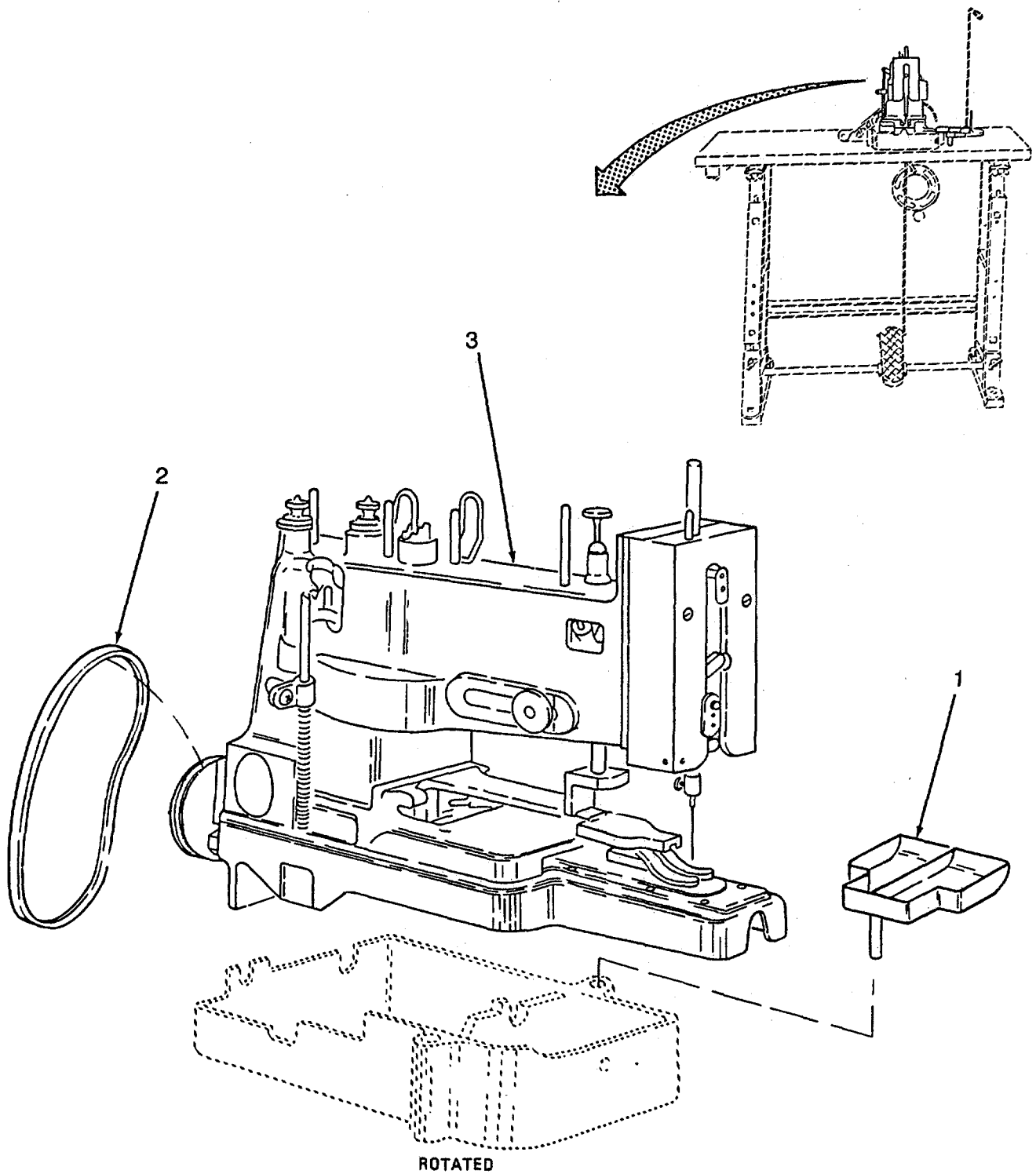


Figure 85. Button Machine Tray and Machine Head

SECTION II

TM 10-3530-207-24P

(1) ITEM NO	(2) SMR CODE	(3) CAGEC	(4) PART NUMBER	(5) DESCRIPTION AND USABLE ON CODES (UOC)	(6) QTY
				GROUP 10	BUTTON SEWING MACHINE ASSEMBLY
				FIG. 85	BUTTON MACHINE TRAY AND MACHINE HEAD
1	XDOZZ	90338	50278	TRAY, BUTTON	1
2	PAFZZ	96906	MS39241-3L320	BELT	1
3	XDFFO	90338	261-2	SEWING MACHINE,INDU	1

END OF FIGURE

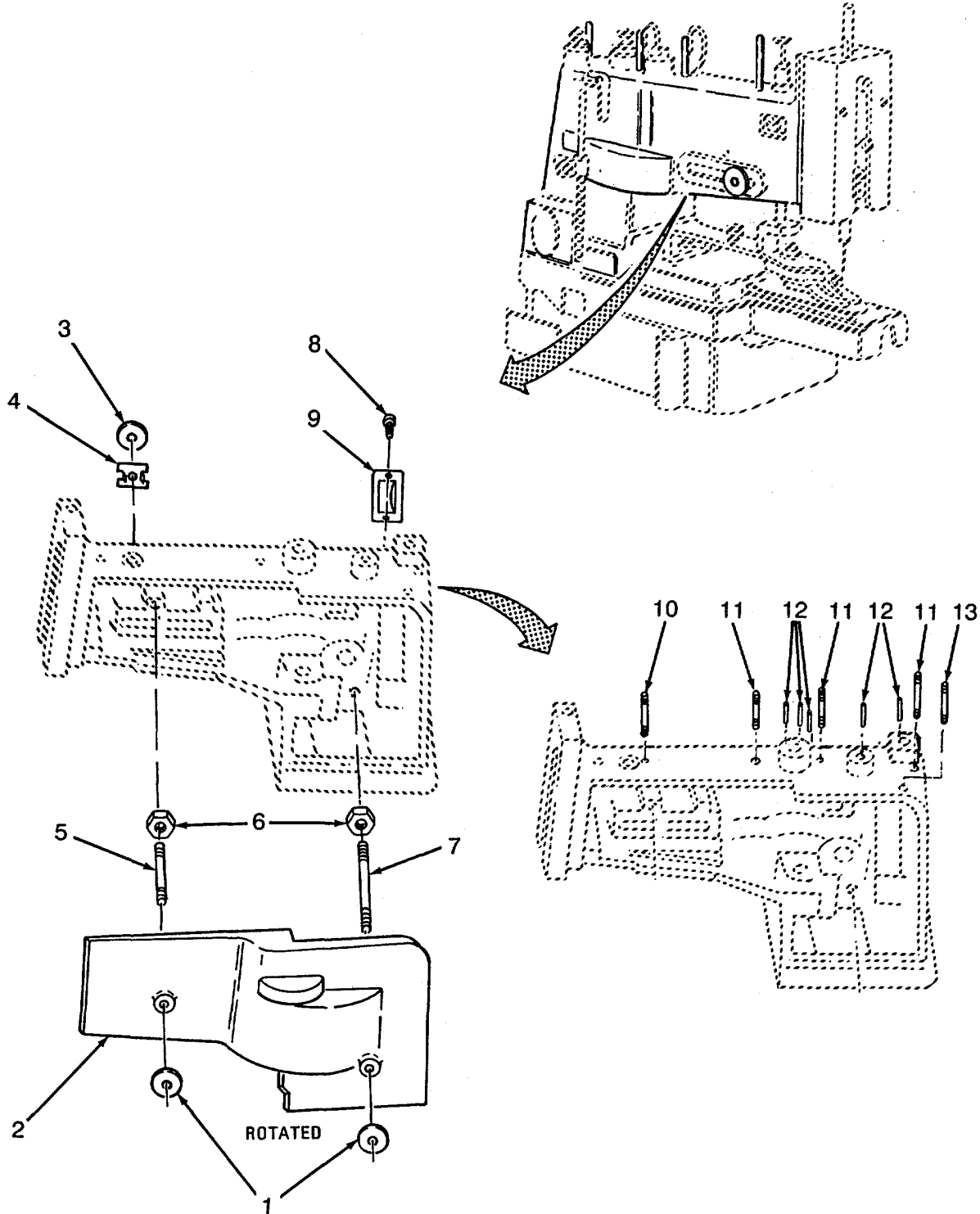


Figure 86. Button Machine Side Covers and Guide Pins

SECTION II

TM 10-3530-207-24P

(1) ITEM NO	(2) SMR CODE	(3) CAGEC	(4) PART NUMBER	(5) DESCRIPTION AND USABLE ON CODES (UOC)	(6) QTY
				GROUP 10	BUTTON SEWING MACHINE ASSEMBLY
				FIG. 86	BUTTON MACHINE SIDE COVERS AND GUIDE PINS
1	XDFZZ	90338	50027	NUT,COVER	3
2	XDFZZ	90338	50026	COVER,RIGHT SIDE.....	1
3	XDFZZ	90338	50167	NUT,LOCK ADJUSTING.....	1
4	XDFZZ	90338	50166	WASHER,LOCKNUT	1
5	XDFZZ	90338	50256	STUD,SHORT COVER.....	2
6	XDFZZ	90338	50213	LOCKNUT	2
7	XDFZZ	90338	50255	STUD,LONG	1
8	XDFZZ	90338	8044	SCREW	2
9	XDFZZ	90338	50268	COVER,LEFT SIDE	1
10	XDFZZ	90338	50271	GUIDE,FRONT THREAD.....	1
11	XDFZZ	90338	50269	GUIDE THREAD TNSN	3
12	XDFZZ	90338	50088	PIN	5
13	XDFZZ	90338	50270	GUIDE,REAR THREAD.....	1

END OF FIGURE

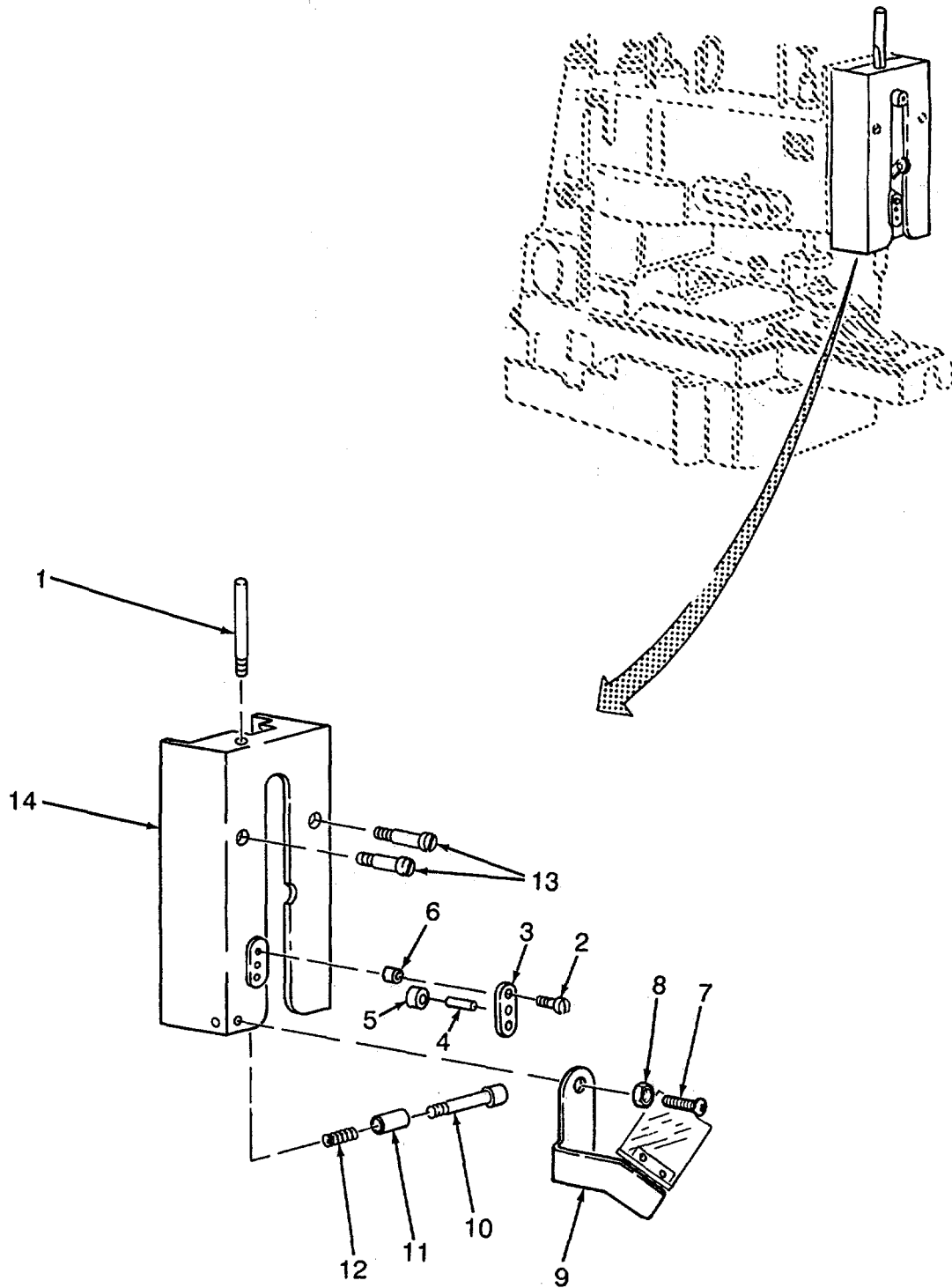


Figure 87. Button Machine Face Plate and Eye Guard

SECTION II

TM 10-3530-207-24P

(1) ITEM NO	(2) SMR CODE	(3) CAGEC	(4) PART NUMBER	(5) DESCRIPTION AND USABLE ON CODES (UOC)	(6) QTY
				GROUP 10	BUTTON SEWING MACHINE ASSEMBLY
				FIG. 87	BUTTON MACHINE FACE PLATE AND EYE GUARD
1	XDFZZ	90338	50015	GUIDE,UPPER FACE.....	1
2	XDFZZ	90338	8044	SCREW,LOWER GUIDE.....	1
3	XDFZZ	90338	50016	PLATE,LOWER GUIDE.....	1
4	XDFZZ	90338	50019	PIN,PLATE.....	1
5	XDFZZ	90338	50020	ROLLER,LOWER GUIDE.....	1
6	XDFZZ	90338	50018	COLLAR,LOWER THREAD.....	1
7	XDOZZ	90338	113-B	SCREW.....	1
8	XDOZZ	90338	4070	NUT, JAM.....	1
9	XDOZZ	90338	14 39 71-0-01	GUARD, EYE.....	1
10	XDFZZ	90338	50021	STUD,THREAD RTNR.....	1
11	XDFZZ	90338	50022	SLEEVE,THREAD RTNR.....	1
12	XDFZZ	90338	50023	SPRING,THREAD RTNR.....	1
13	XDFZZ	90338	50025	SCREW,FACEPLATE.....	2
14	XDFZZ	90338	50014	FACEPLATE.....	1

END OF FIGURE

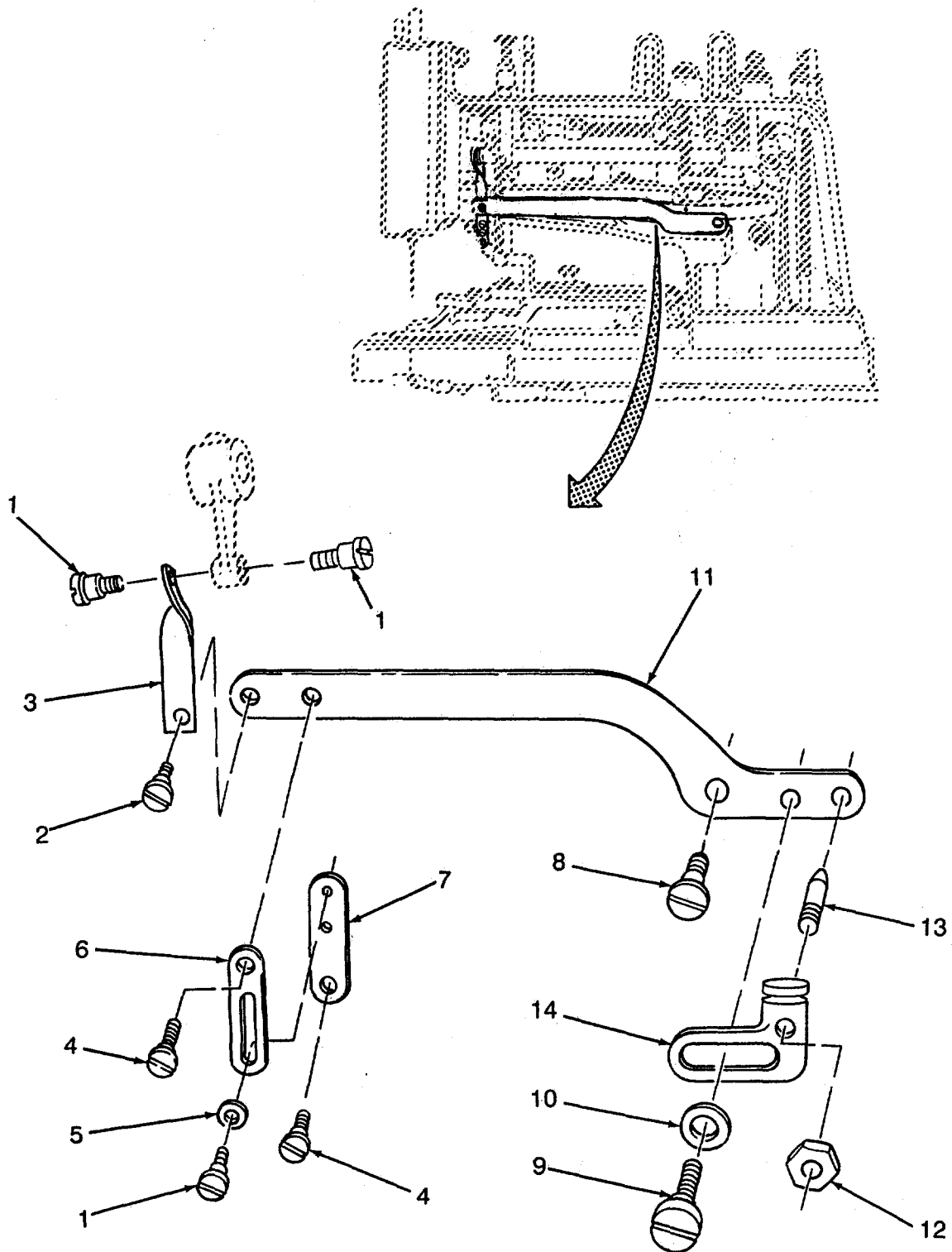


Figure 88. Button Machine Automatic Lifting Lever, Connecting Lever, Upper and Lower Plates, and Holder

(1) ITEM NO	(2) SMR CODE	(3) CAGEC	SECTION II (4) PART NUMBER	TM 10-3530-207-24P (5)	(6) QTY
GROUP 10 BUTTON SEWING MACHINE ASSEMBLY					
FIG.88 BUTTON MACHINE AUTOMATIC LIFTING LEVER, CONNECTING PLATES, UPPER AND LOWER PLATES AND HOLDER					
1	XDFZZ	90338	8040	SCREW	4
2	XDFZZ	90338	3029	SCREW, SET	1
3	XDFZZ	90338	50335	LEVER, CONNECTION	1
4	XDFZZ	90338	6348	SCREW	2
5	XDFZZ	90338	2041	WASHER.....	2
6	XDFZZ	90338	50336	PLATE, UPPER	1
7	XDFZZ	90338	50337	PLATE, LOWER	1
8	XDFZZ	90338	50334	SCREW	1
9	XDFZZ	90338	50003	SCREW	2
10	XDFZZ	90338	50254	WASHER.....	2
11	XDFZZ	90338	50333	LEVER, LIFTING	1
12	XDFZZ	90338	13076	NUT	1
13	XDFZZ	90338	50331	SCREW	1
14	XDFZZ	90338	50332	HOLDER,LIFTING	1

END OF FIGURE

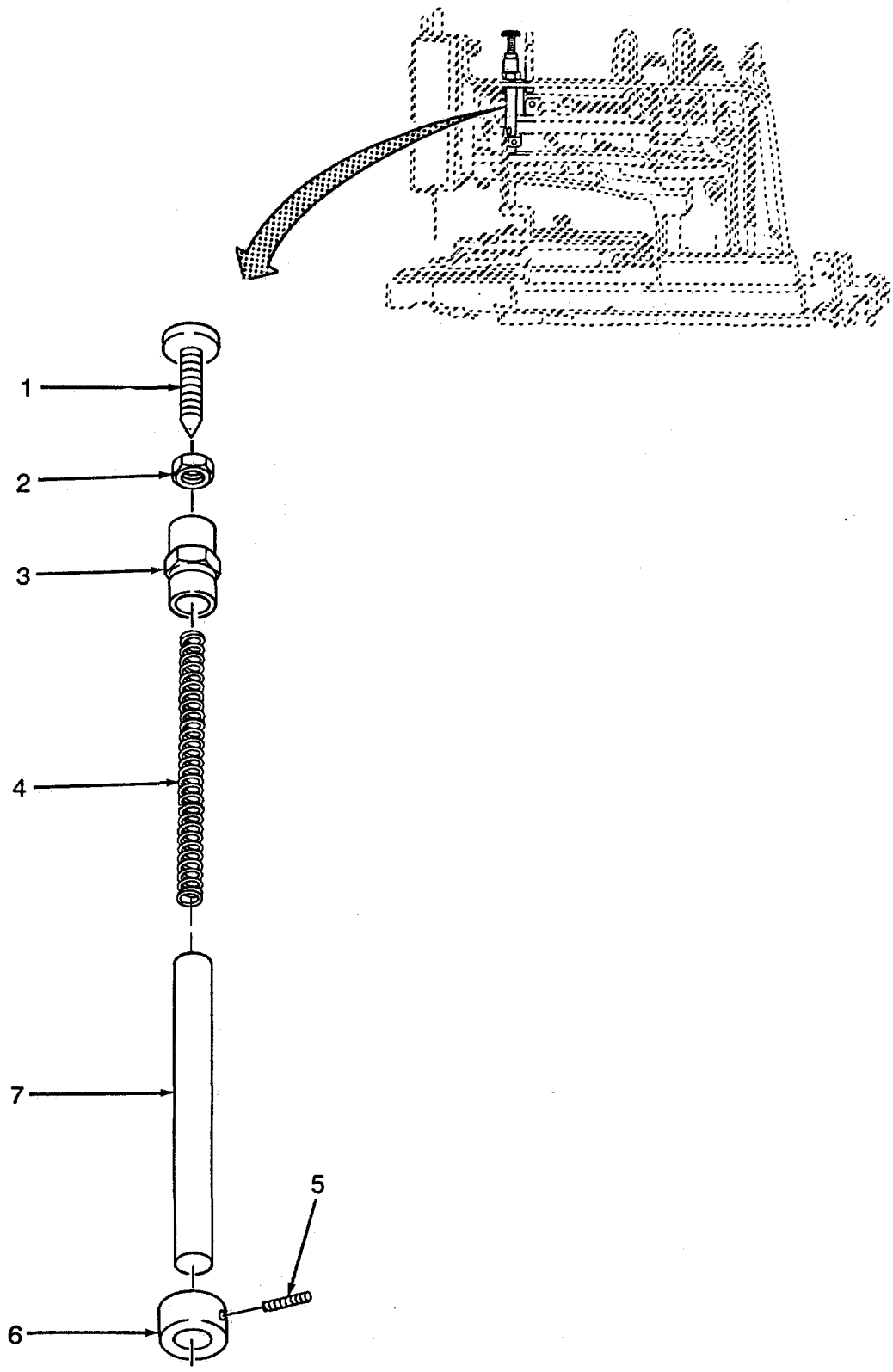


Figure 89. Button Machine Presser Bar

SECTION II

TM 10-3530-207-24P

(1) ITEM NO	(2) SMR CODE	(3) CAGEC CAGEC	(4) PART NUMBER	(5) DESCRIPTION AND USABLE ON CODES (UOC)	(6) QTY
				GROUP 10	BUTTON SEWING MACHINE ASSEMBLY
				FIG. 89	BUTTON MACHINE PRESSER BAR
1	XDFZZ	90338	50057	SCREW, THUMB, PRESS.....	1
2	XDFZZ	90338	10517	NUT, LOCK, THUMB.....	1
3	XDFZZ	90338	50056	SCREW, PRESSER BAR.....	1
4	XDFZZ	90338	50055	SPRING, PRESSER BAR.....	1
5	XDFZZ	90338	50200	SETSCREW.....	1
6	XDFZZ	90338	50053	COLLAR, PRESSER BAR.....	1
7	XDFZZ	90338	50052	BAR, PRESSER.....	1

END OF FIGURE

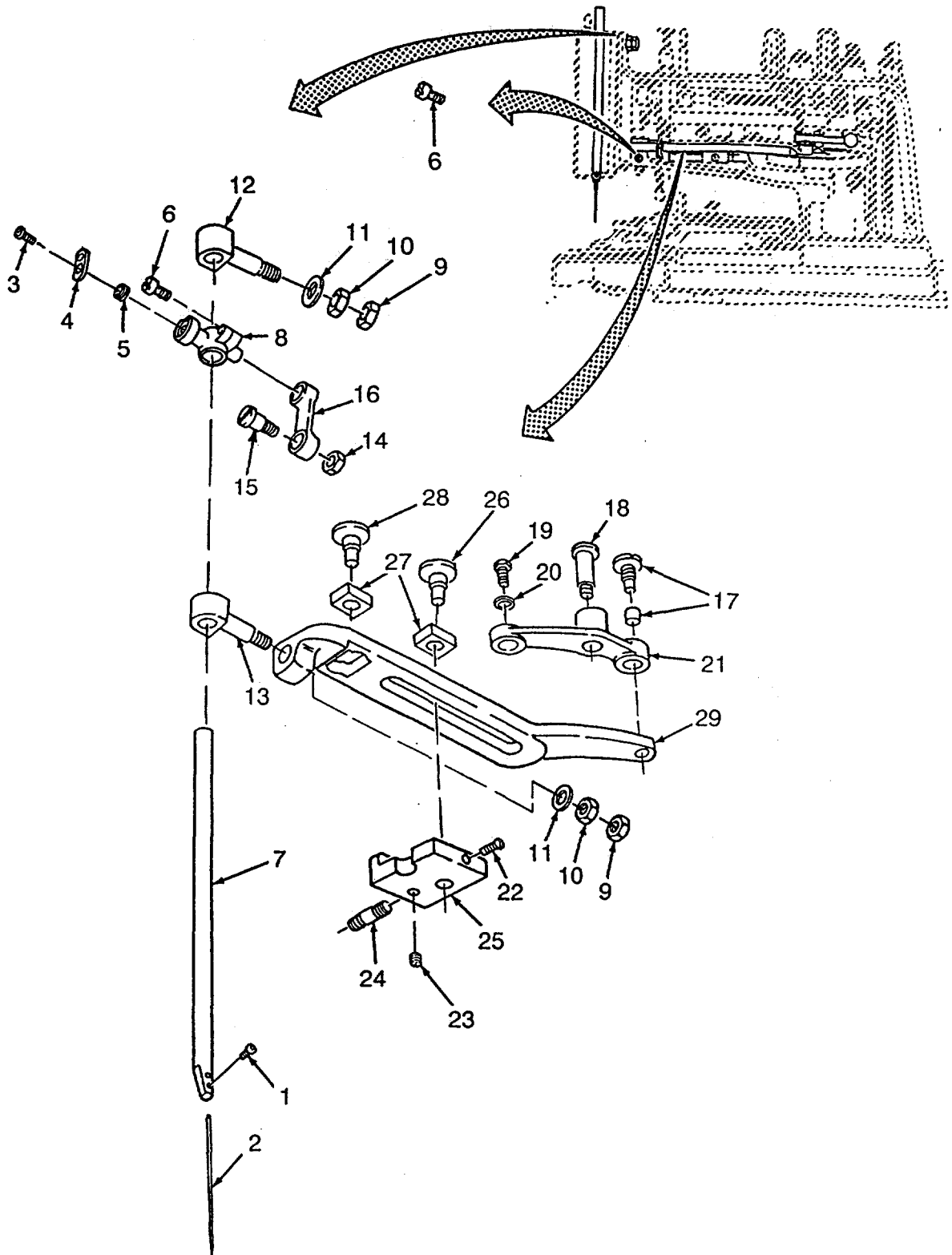


Figure 90. Button Machine Needle, Needle Bar, and Vibrating Lever

SECTION II

TM 10-3530-207-24P

(1) ITEM NO	(2) SMR CODE	(3) CAGEC	(4) PART NUMBER	(5) DESCRIPTION AND USABLE ON CODES (UOC)	(6) QTY
				GROUP 10	BUTTON SEWING MACHINE ASSEMBLY
				FIG. 90	BUTTON MACHINE NEEDLE, NEEDLE BAR, AND VIBRATING LEVER
1	XDFZZ	90338	10535	SETSCREW, NEEDLE	1
2	PAOZZ	90338	175X7-18	NEEDLE	1
3	XDFZZ	90338	8040	SCREW, THREAD GUIDE	1
4	XDFZZ	90338	50071	PLATE, STUD	1
5	XDFZZ	90338	50070	ROLLER, GUIDE PLATE	1
6	XDFZZ	90338	50003	SCREW, LEVER LOCK	2
7	XDFZZ	90338	50073	BAR, NEEDLE	1
8	XDFZZ	90338	50069	STUD, NEEDLE BAR	1
9	XDFZZ	90338	50155	LOCKNUT, CONN STUD	2
10	XDFZZ	90338	50154	NUT, CONN STUD	2
11	XDFZZ	90338	50153	WASHER, CONN STUD	2
12	XDFZZ	90338	50156	STUD, UPPER NEEDLE	1
13	XDFZZ	90338	50152	STUD, LOWER NEEDLE	1
14	XDFZZ	90338	10517	NUT, HINGE SCREW	1
15	XDFZZ	90338	50066	SCREW, LINK HINGE	1
16	XDFZZ	90338	50068	LINK, NEEDLE BAR	1
17	XDFZZ	90338	50135	STUD AND ROLLER	1
18	XDFZZ	90338	50148	SCREW, LEVER HINGE	1
19	XDFZZ	90338	50107	SCREW, LEVER ARM	1
20	XDFZZ	90338	50150	WASHER, LEVER ARM	1
21	XDFZZ	90338	50147	ARM, VIBRATING LEVER	1
22	XDFZZ	90338	6306	SETSCREW	1
23	XDFZZ	90338	50200	SETSCREW	1
24	XDFZZ	90338	50164	STUD, BRACKET	1
25	XDFZZ	90338	50162	BRACKET, NEEDLE BAR	1
26	XDFZZ	90338	50160	STUD, BRACKET HINGE	1
27	XDFZZ	90338	50158	SLIDE, NEEDLE BAR	2
28	XDFZZ	90338	50157	SCREW, LEVER HINGE	1
29	XDFZZ	90338	50151	LEVER, NEEDLE BAR	1

END OF FIGURE

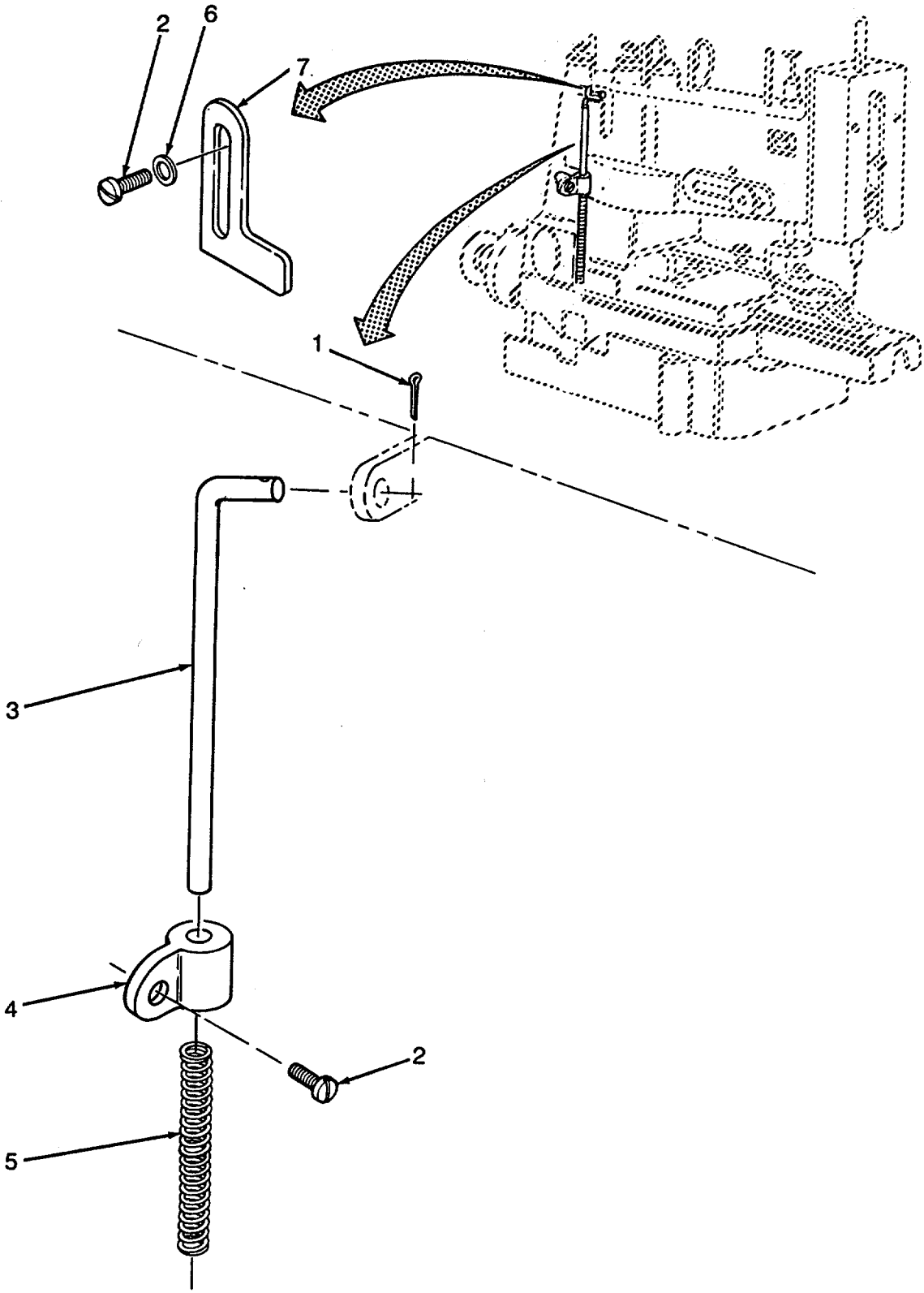


Figure 91. Button Clamp, Lifting Arm, and Thread Pulloffs (Sheet 1 of 2)

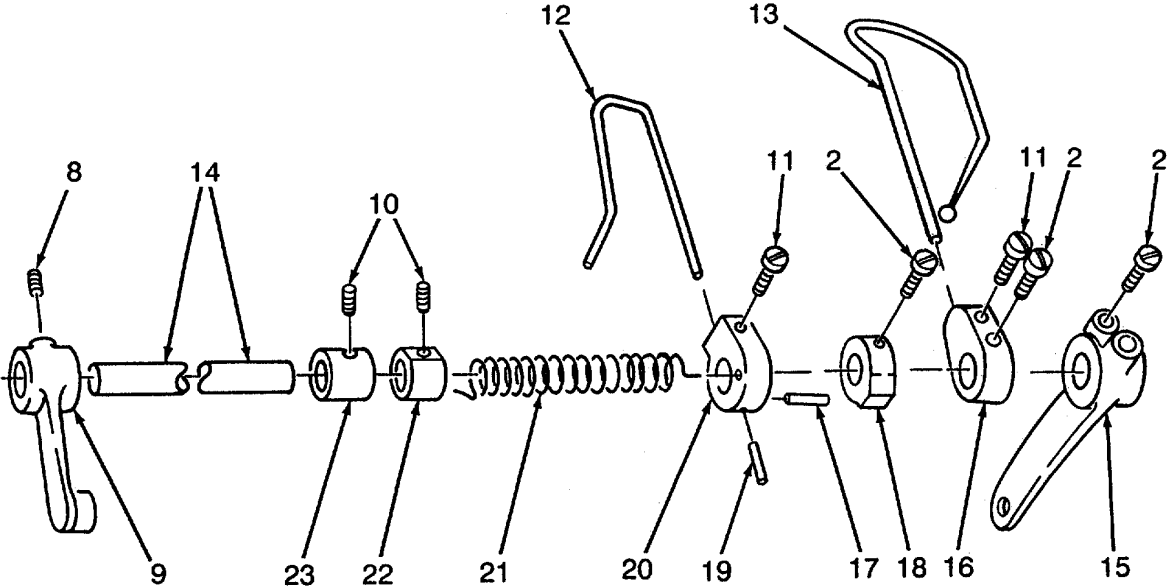
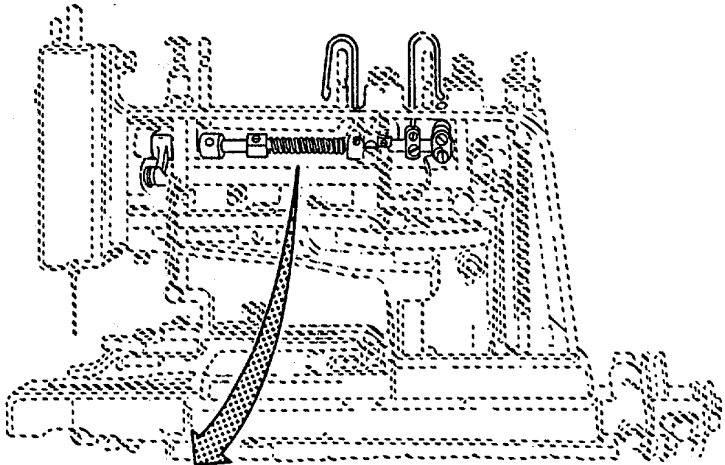


Figure 91. Button Machine Clamp, Lifting Arm, and Thread Pulloffs (Sheet 2 of 2)

SECTION II

TM 10-3530-207-24P

(1) ITEM NO	(2) SMR CODE	(3) CAGEC	(4) PART NUMBER	(5) DESCRIPTION AND USABLE ON CODES (UOC)	(6) QTY
				GROUP 10	BUTTON SEWING MACHINE ASSEMBLY
				FIG. 91	BUTTON MACHINE CLAMP, LIFTING ARM, AND THREAD PULLOFFS
1	XDFZZ	90338	50097	PIN,LIFTING ROD	1
2	XDFZZ	90338	50003	SCREW	7
3	XDFZZ	90338	50094	ROD,LIFTING	1
4	XDFZZ	90338	50095	COLLAR,LIFTING ROD	1
5	XDFZZ	90338	50096	SPRING,LIFTING	1
6	XDFZZ	90338	50099	WASHER,STOP PLATE	2
7	XDFZZ	90338	50098	PLATE,LIFTING ROD	1
8	XDFZZ	90338	3068	SETSCREW	1
9	XDFZZ	90338	50076	ARM,LIFTING	1
10	XDFZZ	90338	50200	SETSCREW,SHAFT	2
11	XDFZZ	90338	50085	SETSCREW	1
12	XDFZZ	90338	50086	PULLOFF,FRONT	1
13	XDFZZ	90338	50090	PULLOFF,REAR	1
14	XDFZZ	90338	50077	SHAFT,CLAMP LIFTING	1
15	XDFZZ	90338	50092	ARM,LIFTING ROD	1
16	XDFZZ	90338	50091	HOLDER,REAR THREAD	1
17	XDFZZ	90338	50088	PIN,STOP COLLAR	1
18	XDFZZ	90338	50087	COLLAR,THREAD	1
19	XDFZZ	90338	50084	PIN,HOLDER STOP	1
20	XDFZZ	90338	50083	HOLDER,REAR THREAD	1
21	XDFZZ	90338	50082	SPRING,THREAD	1
22	XDFZZ	90338	50080	COLLAR,THREAD	1
23	XDFZZ	90338	50079	COLLAR,THREAD	1

END OF FIGURE

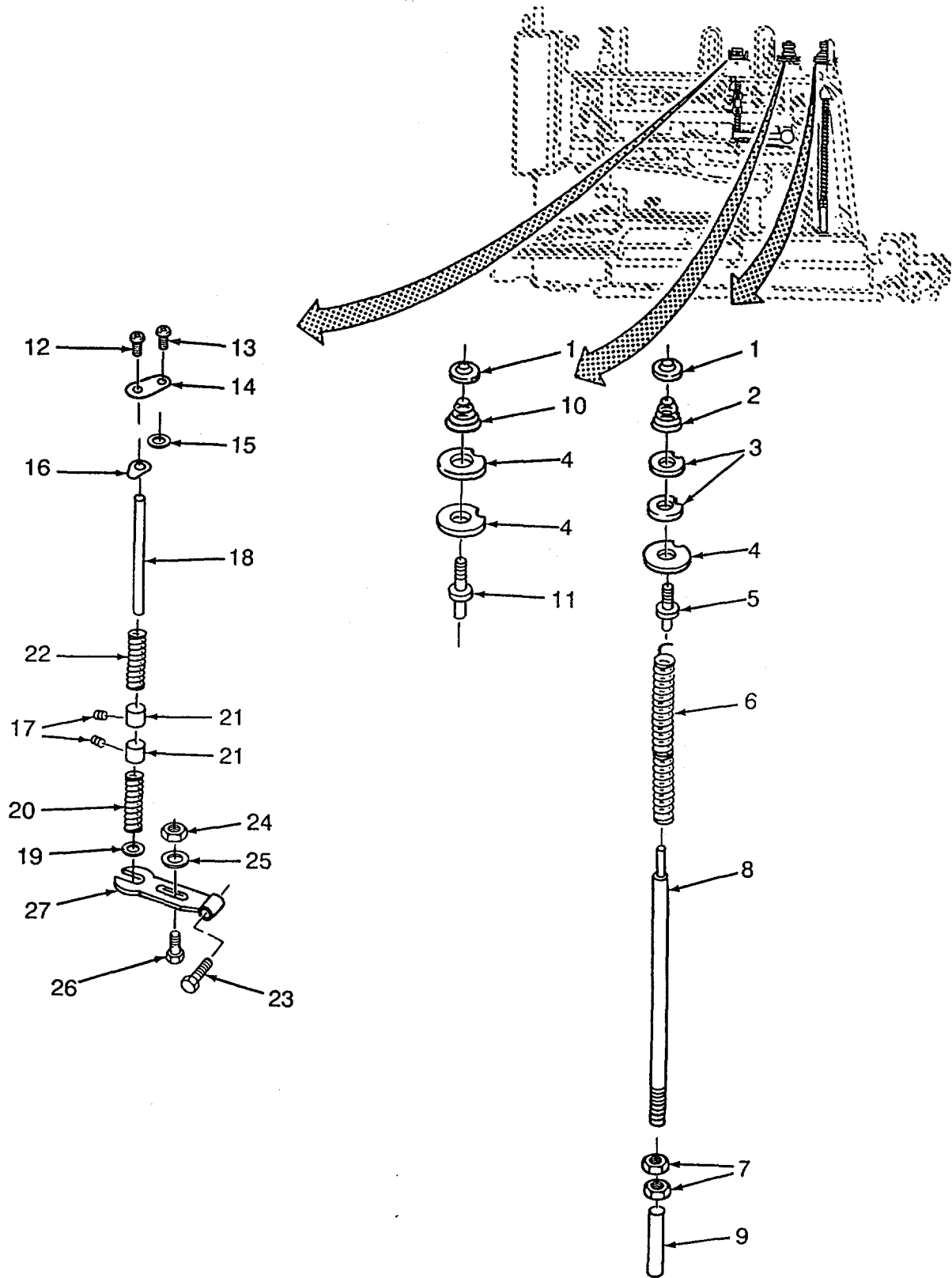


Figure 92. Button Machine Automatic Thread and Nipper Releases.

SECTION II

TM 10-3530-207-24P

(1) ITEM NO	(2) SMR CODE	(3) CAGEC	(4) PART NUMBER	(5) DESCRIPTION AND USABLE ON CODES (UOC)	(6) QTY
				GROUP 10	BUTTON SEWING MACHINE ASSEMBLY
				FIG. 92	BUTTON MACHINE AUTOMATIC THREAD AND NIPPER RELEASES
1	XDFZZ	90338	8079	NUT, TENSION STUD.....	1
2	XDFZZ	90338	50263	SPRING, THREAD TNSN.....	1
3	XDFZZ	90338	50265	DISK, THREAD TNSN.....	2
4	XDFZZ	90338	50264	DISK, THREAD TNSN.....	3
5	XDFZZ	90338	50262	STUD, THREAD TNSN.....	1
6	XDFZZ	90338	50261	SPRING, THREAD TNSN.....	1
7	XDFZZ	90338	50103	NUT, ROD, ADJ.....	2
8	XDFZZ	90338	50259	ROD, THREAD TNSN REL.....	1
9	XDFZZ	90338	50258	SLEEVE, THREAD TNSN.....	1
10	XDFZZ	90338	50266	SPRING, THREAD TNSN.....	1
11	XDFZZ	90338	50267	STUD, THREAD TNSN.....	1
12	XDFZZ	90338	50246	SCREW, THREAD NIPPER.....	1
13	XDFZZ	90338	50003	SCREW, PLATE.....	1
14	XDFZZ	90338	50247	PLATE, THREAD NIPPER.....	1
15	XDFZZ	90338	50249	WASHER, PLATE.....	1
16	XDFZZ	90338	50244	HEAD, THREAD REL.....	1
17	XDFZZ	90338	8103	SETSCREW.....	2
18	XDFZZ	90338	50245	ROD, THREAD REL.....	1
19	XDFZZ	90338	50254	WASHER, SPRING, LOWER.....	1
20	XDFZZ	90338	50253	SPRING, LOWER.....	1
21	XDFZZ	90338	50250	COLLAR, THREAD.....	2
22	XDFZZ	90338	50252	SPRING, THREAD REL.....	1
23	XDFZZ	90338	50240	SCREW, HINGE LEVER.....	1
24	XDFZZ	90338	10517	NUT, STUD.....	1
25	XDFZZ	90338	50125	WASHER, STUD.....	1
26	XDFZZ	90338	50241	STUD, THREAD NIPPER.....	1
27	XDFZZ	90338	50239	LEVER, THREAD REL.....	1

END OF FIGURE

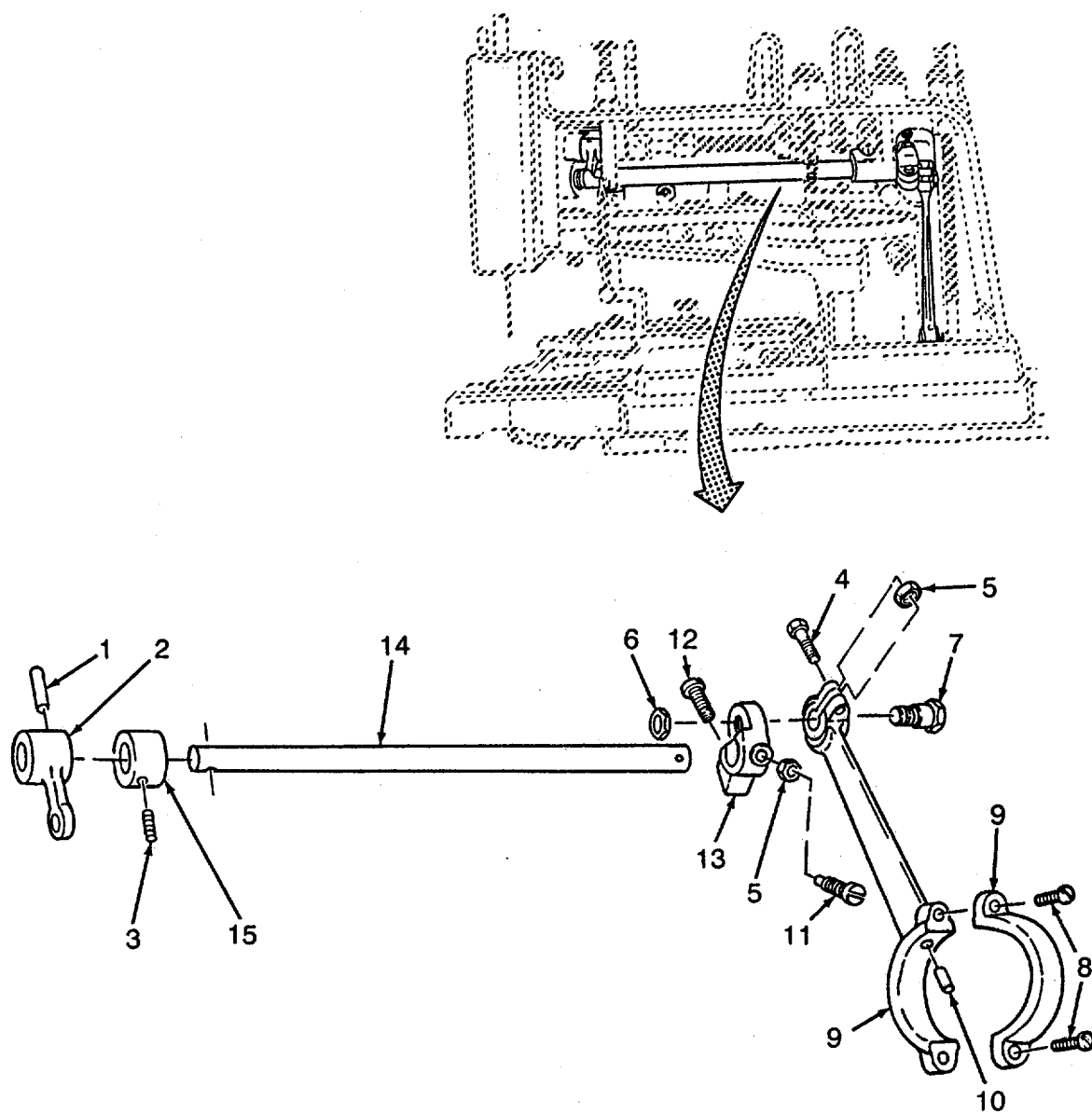


Figure 93. Button Machine Arm Rockshaft

SECTION II

TM 10-3530-207-24P

(1) ITEM NO	(2) SMR CODE	(3) CAGEC CAGEC	(4) PART NUMBER	(5) DESCRIPTION AND USABLE ON CODES (UOC)	(6) QTY
				GROUP 10	BUTTON SEWING MACHINE ASSEMBLY
				FIG. 93	BUTTON MACHINE PRESSER BAR
1	XDFZZ	90338	8023	PIN,TAPERED.....	1
2	XDFZZ	90338	50064	CRANK,ROCKSHAFT	1
3	XDFZZ	90338	8097	SETSCREW	1
4	XDFZZ	90338	50107	SCREW,HINGE	1
5	XDFZZ	90338	50103	NUT,ROD SCREW	1
6	XDFZZ	90338	50105	NUT,HINGE SCREW.....	1
7	XDFZZ	90338	50104	SCREW,ROD	1
8	XDFZZ	90338	50109	SCREW,CAP ROD	2
9	XDFZZ	90338	50106	ROD,NEEDLE BAR	1
10	XDFZZ	90338	50439	WICK	1
11	XDFZZ	90338	50102	SCREW,CRANK.....	1
12	XDFZZ	90338	50101	SCREW,CRANK.....	1
13	XDFZZ	90338	50100	CRANK,ROCKSHAFT	1
14	XDFZZ	90338	50063	ROCKSHAFT	1
15	XDFZZ	90338	50288	COLLAR	1

END OF FIGURE

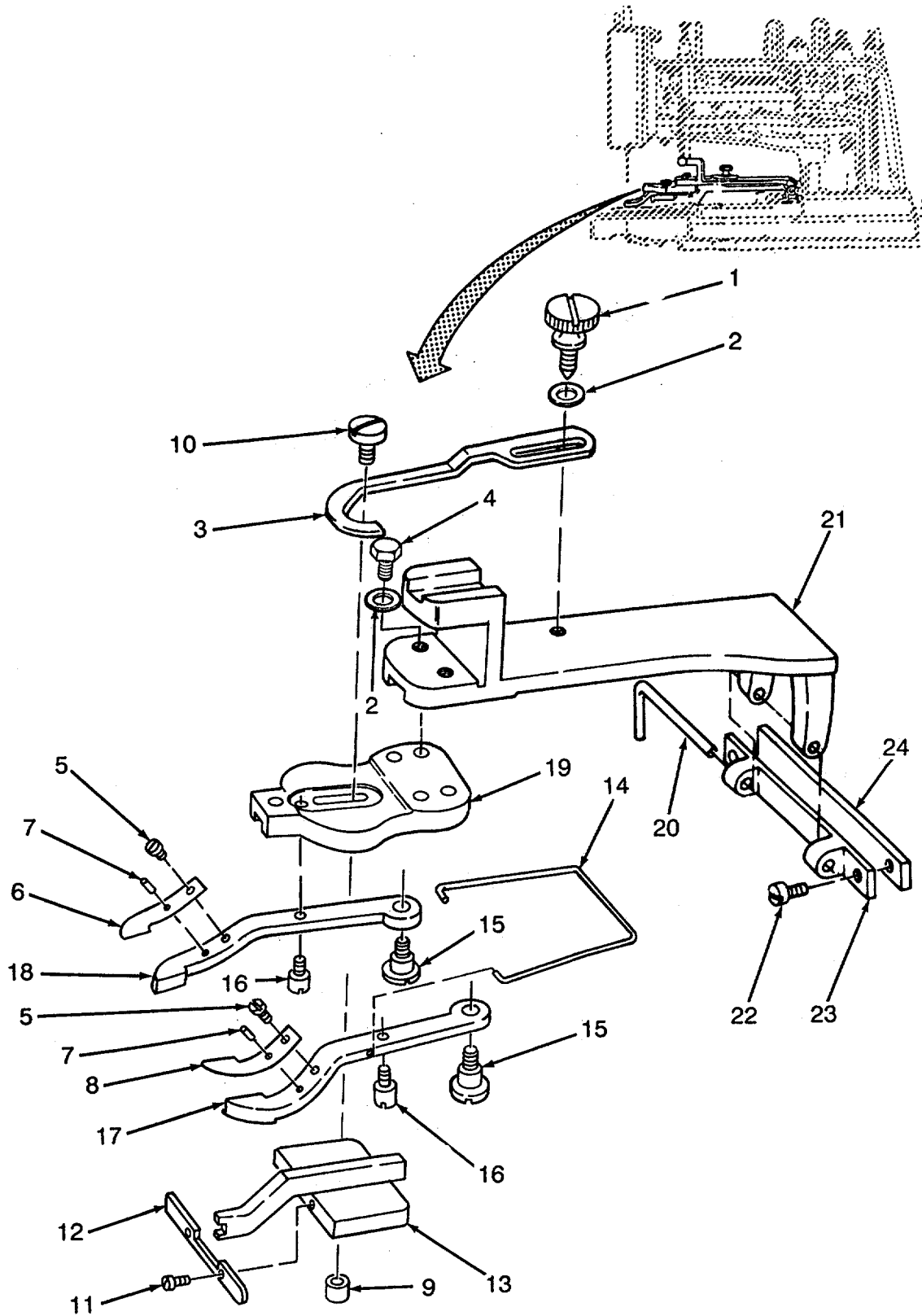


Figure 94. Button Machine Arm Clamp and Spreader

SECTION II

TM 10-3530-207-24P

(1) ITEM NO	(2) SMR CODE	(3) CAGEC	(4) PART NUMBER	(5) DESCRIPTION AND USABLE ON CODES (UOC)	(6) QTY
GROUP 10 BUTTON SEWING MACHINE ASSEMBLY					
FIG. 94 BUTTON MACHINE ARM CLAMP AND SPREADER					
1	XDFZZ	90338	50046	SCREW, THUMB, ADJ	1
2	XDFZZ	90338	50033	WASHER, THUMBSCREW	3
3	XDFZZ	90338	50045	LEVER, CLAMP	1
4	XDFZZ	90338	50032	SCREW, SPREADER BASE	2
5	XDFZZ	90338	50050	SCREW, SPRING	2
6	XDFZZ	90338	50047	SPRING, RIGHT CLAMP	1
7	XDFZZ	90338	50049	PIN	2
8	XDFZZ	90338	50048	SPRING, LEFT CLAMP	1
9	XDFZZ	90338	50036	NUT, SPREADER SCREW	1
10	XDFZZ	90338	50035	SCREW, SPREADER	1
11	XDFZZ	90338	50038	SCREW, SPREADER	2
12	XDFZZ	90338	50037	HANDLE, SPREADER	1
13	XDFZZ	90338	50034	SPREADER, BUTTOM	1
14	XDFZZ	90338	50044	SPRING, CLOSING	1
15	XDFZZ	90338	50043	SCREW, CLAMP HINGE	2
16	XDFZZ	90338	50041	SCREW, CLAMP	2
17	XDFZZ	90338	50040	CLAMP, LEFT BUTTON	1
18	XDFZZ	90338	50039	CLAMP, RIGHT BUTTON	1
19	XDFZZ	90338	50031	BASE, SPREADER	1
20	XDFZZ	90338	50051	PIN, ARM HINGE	1
21	XDFZZ	90338	50030	ARM, BUTTON CLAMP	1
22	XDFZZ	90338	50102	SCREW, BRACKET	2
23	XDFZZ	90338	50112	BRACKET, HINGE PIN	1
24	XDFZZ	90338	50292	SHIM, BRACKET .1 MM	V
24	XDFZZ	90338	50293	SHIM, BRACKET .2 MM	V
24	XDFZZ	90338	50294	SHIM, BRACKET .5 MM	V

END OF FIGURE

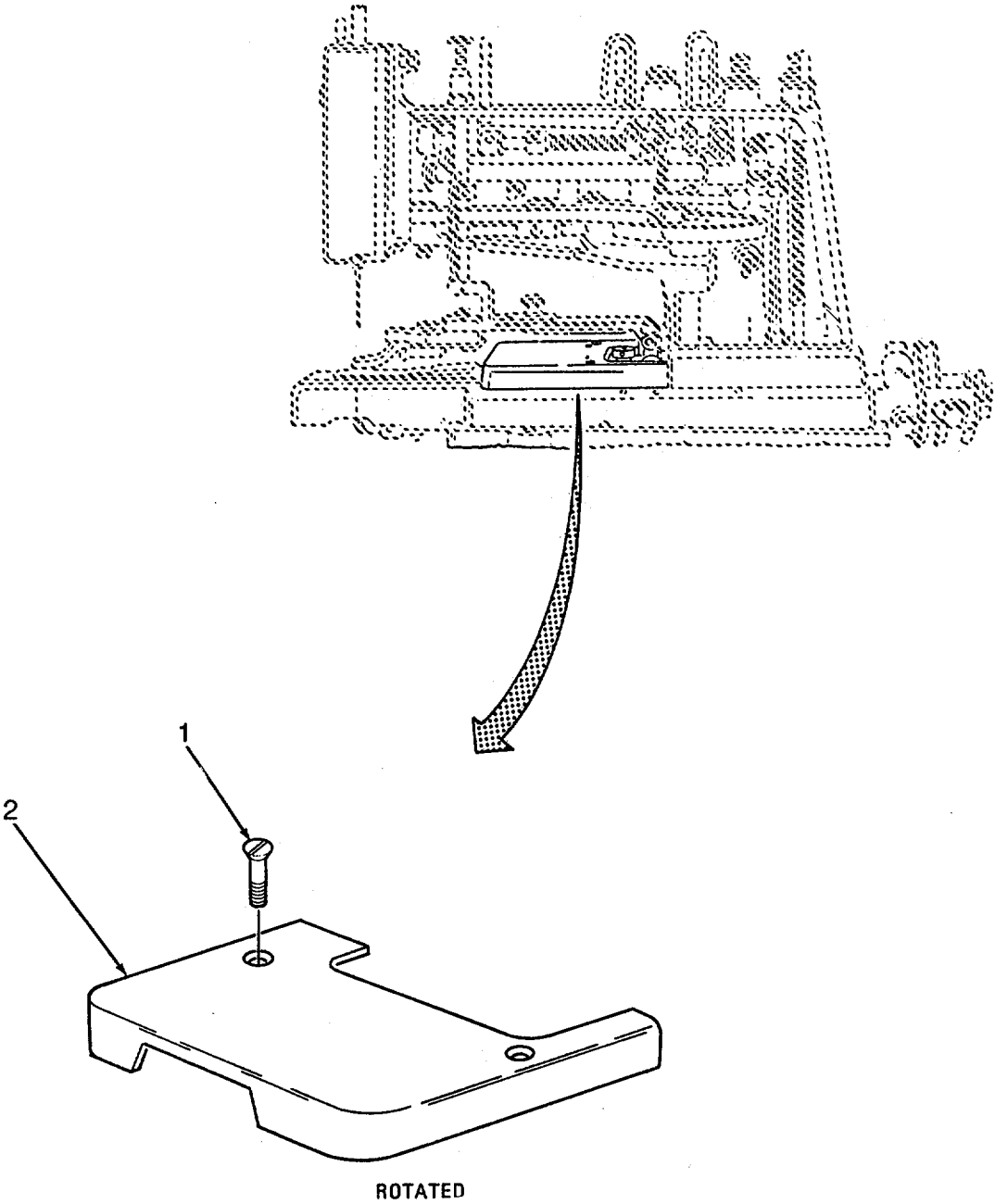


Figure 95. Button Machine Feed and Needle Plates (Sheet 1 of 2)

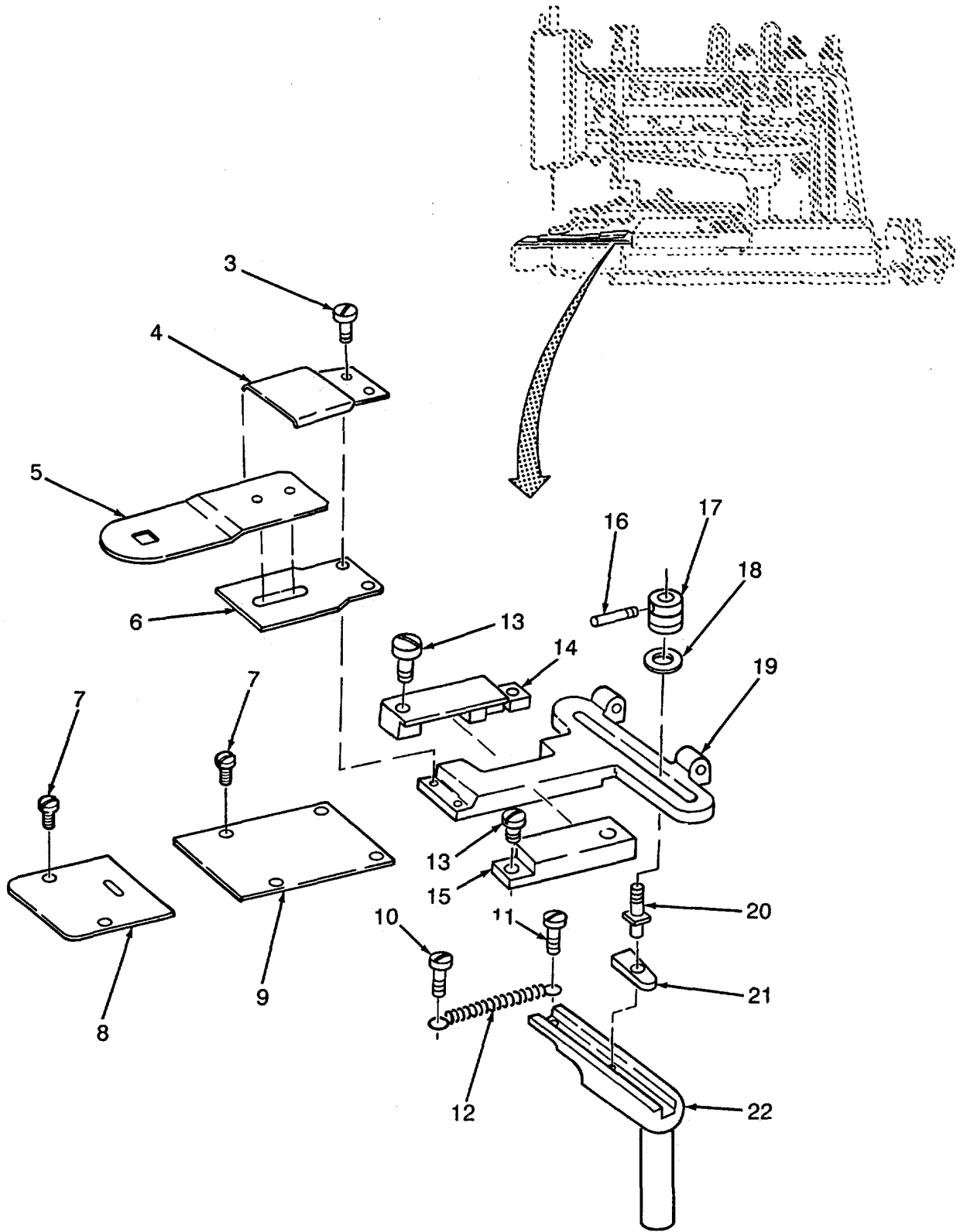


Figure 95. Button Machine Feed and Needle Plates (Sheet 2 of 2)

SECTION II

TM 10-3530-207-24P

(1) ITEM NO	(2) SMR CODE	(3) CAGEC	(4) PART NUMBER	(5) DESCRIPTION AND USABLE ON CODES (UOC)	(6) QTY
				GROUP 10	BUTTON SEWING MACHINE ASSEMBLY
				FIG. 95	BUTTON MACHINE FEED AND NEEDLE PLATES
1	XDFZZ	90338	50111	SCREW,REAR TOP	2
2	XDFZZ	90338	50110	COVER,REAR TOP.....	1
3	XDFZZ	90338	50287	SCREW,PLATE HOLDER	2
4	XDFZZ	90338	50118	SPRING,FEED PLATE	1
5	XDFZZ	90338	50120	PLATE,FEED.....	1
6	XDFZZ	90338	50119	HOLDER,FEED PLATE	1
7	XDFZZ	90338	50123	SCREW,PLATE	6
8	XDFZZ	90338	50122	PLATE,NEEDLE	1
9	XDFZZ	90338	50121	COVER,FRONT TOP	1
10	XDFZZ	90338	50130	SCREW,SPRING	1
11	XDFZZ	90338	50003	SCREW,REGULATOR	1
12	XDFZZ	90338	50131	SPRING,FEED PLATE	1
13	XDFZZ	90338	8040	SCREW,RIGHT BLOCK.....	4
14	XDFZZ	90338	50115	BLOCK,GUIDE	1
15	XDFZZ	90338	50114	BLOCK,FEED PLATE.....	1
16	XDFZZ	90338	50127	HANDLE STUD NUT	1
17	XDFZZ	90338	50126	NUT,SLIDE BLOCK.....	1
18	XDFZZ	90338	50125	WASHER,BLOCK STUD	1
19	XDFZZ	90338	50117	CARRIER,FEED PLATE	1
20	XDFZZ	90338	50124	STUD,SLIDE BLOCK.....	1
21	XDFZZ	90338	50128	BLOCK,FEED PLATE.....	1
22	XDFZZ	90338	50129	REGULATOR,FEED PLAT	1

END OF FIGURE

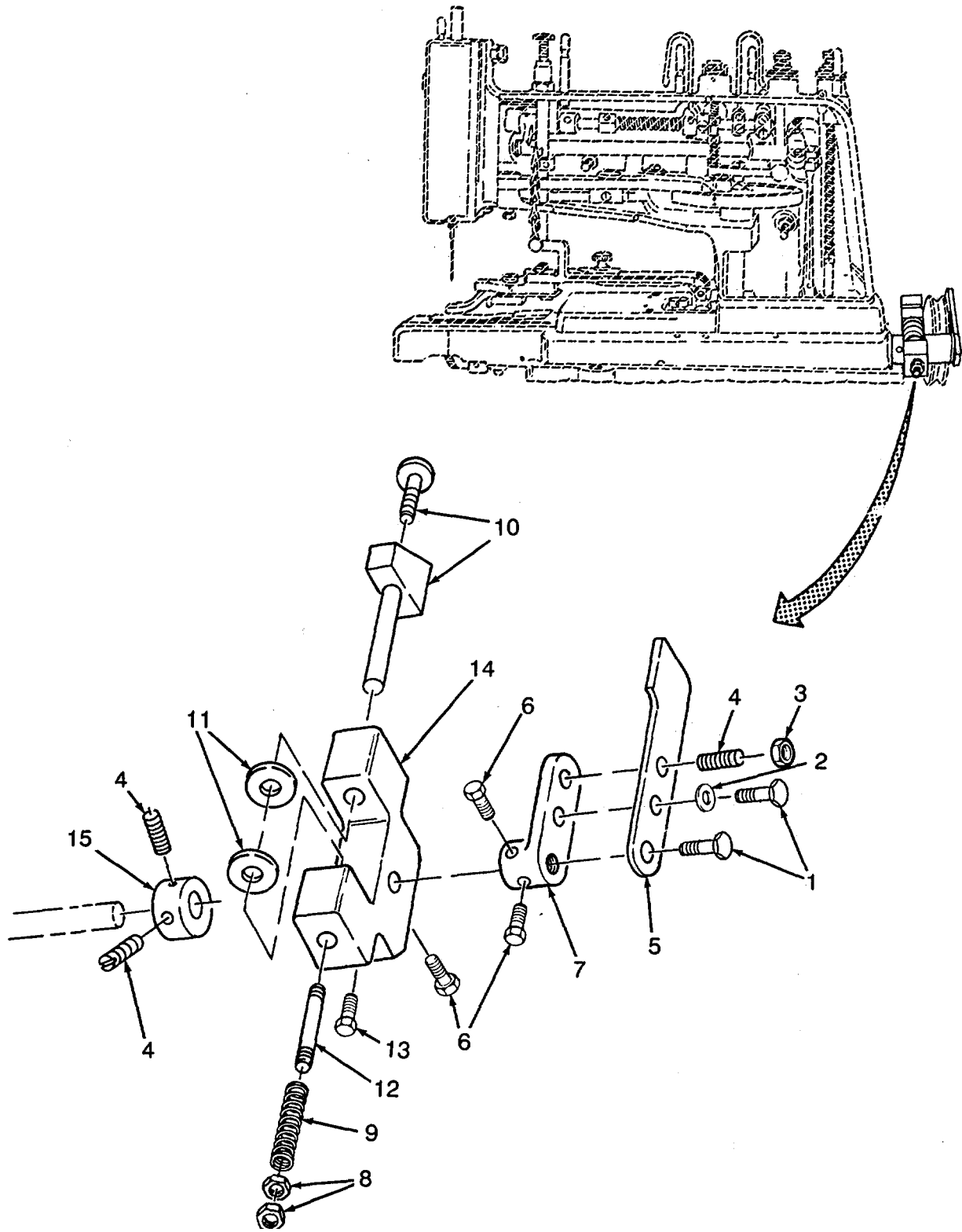


Figure 96. Button Machine Pulley Starter, Stop Motion Shaft, and Trip Block (Sheet 1 of 2)

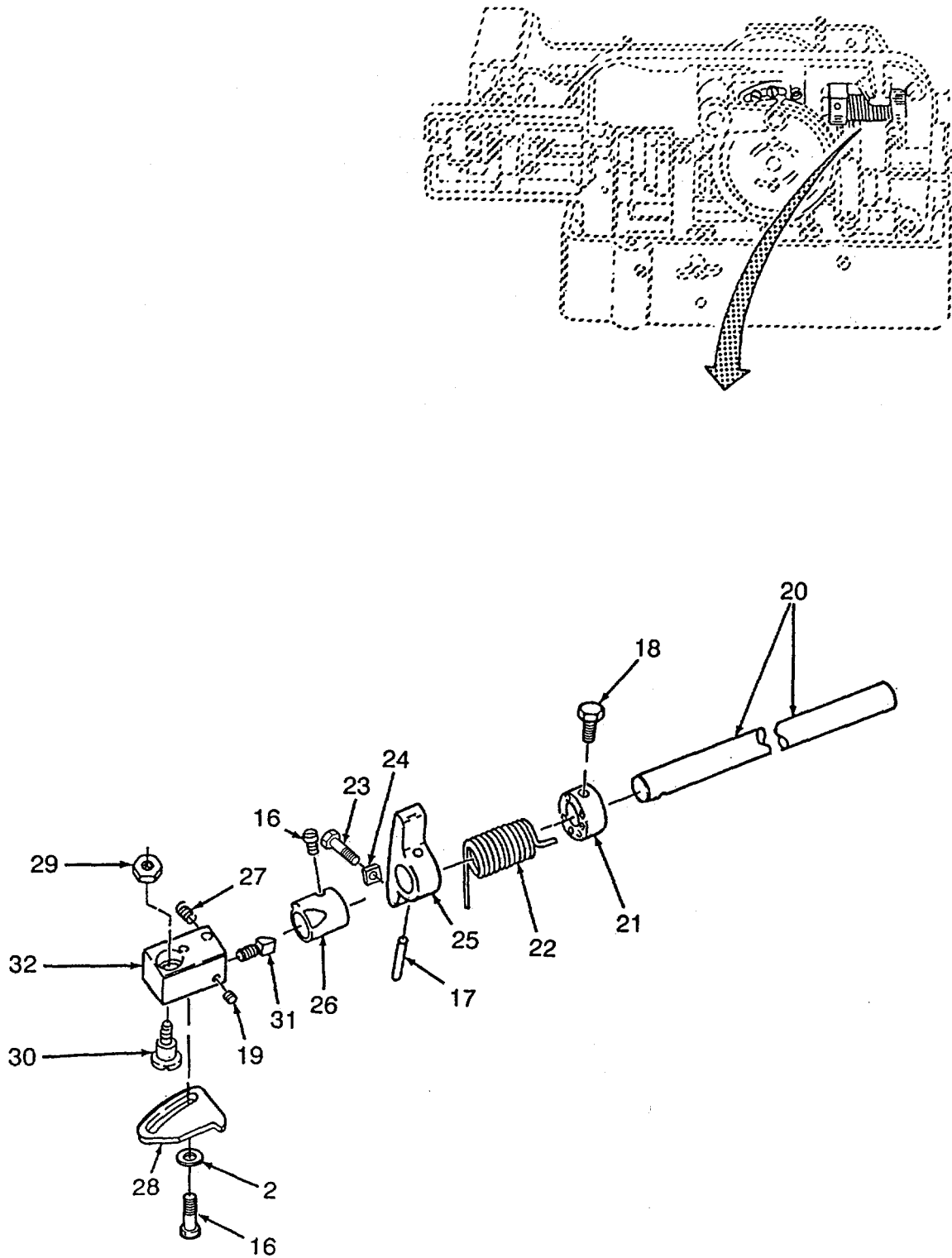


Figure 96. Button Machine Pulley Starter, Stop Motion Shaft , and Trip Block (Sheet 2 of 2)

SECTION II

TM 10-3530-207-24P

(1) ITEM NO	(2) SMR CODE	(3) CAGEC	(4) PART NUMBER	(5) DESCRIPTION AND USABLE ON CODES (UOC)	(6) QTY
				GROUP 10	BUTTON SEWING MACHINE ASSEMBLY
				FIG. 96	BUTTON MACHINE PULLEY STARTER, STOP MOTION SHAFT, AND TRIP BLOCK
1	XDFZZ	90338	50107	SCREW,STARTING	1
2	XDFZZ	90338	50099	WASHER.....	1
3	XDFZZ	90338	50409	NUT,SCREW	1
4	XDFZZ	90338	8009	SETSCREW,COLLAR	3
5	XDFZZ	90338	50429	PLATE,STARTING	1
6	XDFZZ	90338	50422	SCREW,ARM	3
7	XDFZZ	90338	50428	BRACKET,STARTING	1
8	XDFZZ	90338	8105	NUT,ARM BOLT	2
9	XDFZZ	90338	50425	SPRING,ARM	1
10	XDFZZ	90338	50423	BOLT,STOP BLOCK	1
11	XDFZZ	90338	50424	DISC,SPRING	2
12	XDFZZ	90338	50426	BOLT,ARM	1
13	XDFZZ	90338	50421	SCREW,LONG	1
14	XDFZZ	90338	50420	ARM,SHAFT,STOP	1
15	XDFZZ	90338	50419	COLLAR,SHAFT	1
16	XDFZZ	90338	50003	SETSCREW	3
17	XDFZZ	90338	50134	PIN,CRANK	1
18	XDFZZ	90338	50220	SCREW,COLLAR	1
19	XDFZZ	90338	50230	SETSCREW,COLLAR	1
20	XDFZZ	90338	50418	SHAFT,STOP MOTION	1
21	XDFZZ	90338	50219	COLLAR,STOP MOTION	1
22	XDFZZ	90338	50221	SPRING,STOP MOTION	1
23	XDFZZ	90338	50224	SCREW CRANK ADJ	1
24	XDFZZ	90338	50103	NUT,ADJUSTING SCREW	1
25	XDFZZ	90338	50222	CRANK,STARTING	1
26	XDFZZ	90338	50226	COLLAR,STOP MOTION	1
27	XDFZZ	90338	50231	SPRING,BED STOP	1
28	XDFZZ	90338	50286	PLATE,STOP MOTION	1
29	XDFZZ	90338	50213	NUT,BLOCK HINGE	1
30	XDFZZ	90338	50232	SCREW,BLOCK HINGE	1
31	XDFZZ	90338	50229	STUD,COLLAR.....	1
32	XDFZZ	90338	50228	BLOCK,STOP MOTION.....	1

END OF FIGURE

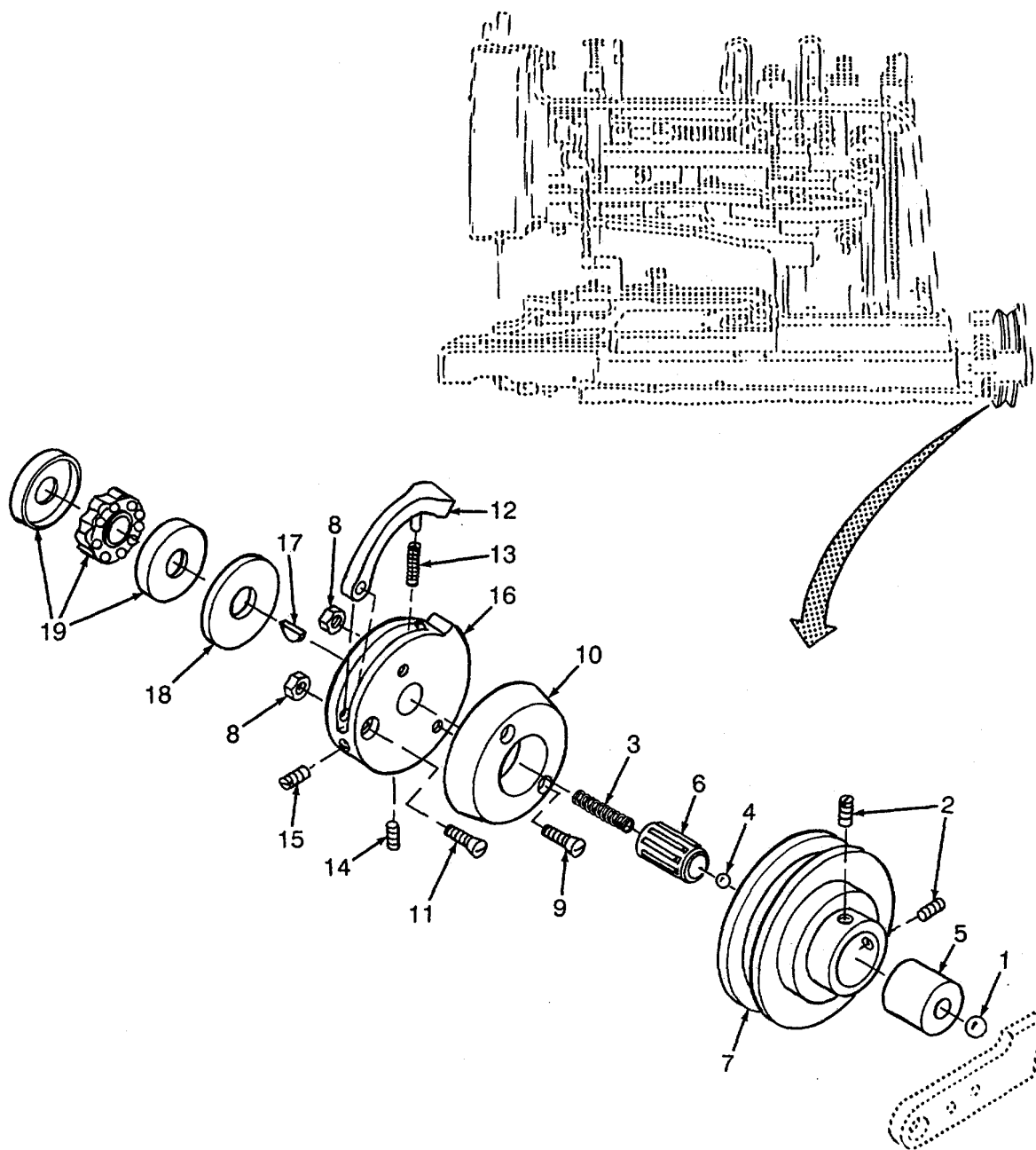


Figure 97. Button Machine Drive Pulley and Clutch

SECTION II

TM 10-3530-207-24P

(1) ITEM NO	(2) SMR CODE	(3) CAGEC	(4) PART NUMBER	(5) DESCRIPTION AND USABLE ON CODES (UOC)	(6) QTY
				GROUP 10	BUTTON SEWING MACHINE ASSEMBLY
				FIG. 97	BUTTON MACHINE DRIVE PULLEY AND CLUTCH
1	XDFZZ	90338	50416	BALL (LARGE)	1
2	XDFZZ	90338	8009	SET SCREW	2
3	XDFZZ	90338	50417	SPRING,BALL PUSHING	1
4	XDFZZ	90338	50415	BALL (SMALL).....	1
5	XDFZZ	90338	50414	BASE,BALL BRACKET.....	1
6	XDFZZ	90338	50413	BEARING,NEEDLE	1
7	XDFZZ	90338	50412	PULLEY,DRIVE	1
8	XDFZZ	90338	50409	NUT,SET SCREW	2
9	XDFZZ	90338	50411	SET SCREW	2
10	XDFZZ	90338	50410	CORK,FRICION	1
11	XDFZZ	90338	50407	SET SCREW	1
12	XDFZZ	90338	50406	STOPPER,REVERSE.....	1
13	XDFZZ	90338	50408	SPRING,STOPPER	1
14	XDFZZ	90338	50404	SCREW (A)	1
15	XDFZZ	90338	50405	SCREW (B)	1
16	XDFZZ	90338	50403	WHEEL,CLUTCH	1
17	XDFZZ	90338	50430	KEY	1
18	XDFZZ	90338	50402	THRUST WASHER	1
19	XDFZZ	90338	50401	THRUST BEARING	1

END OF FIGURE

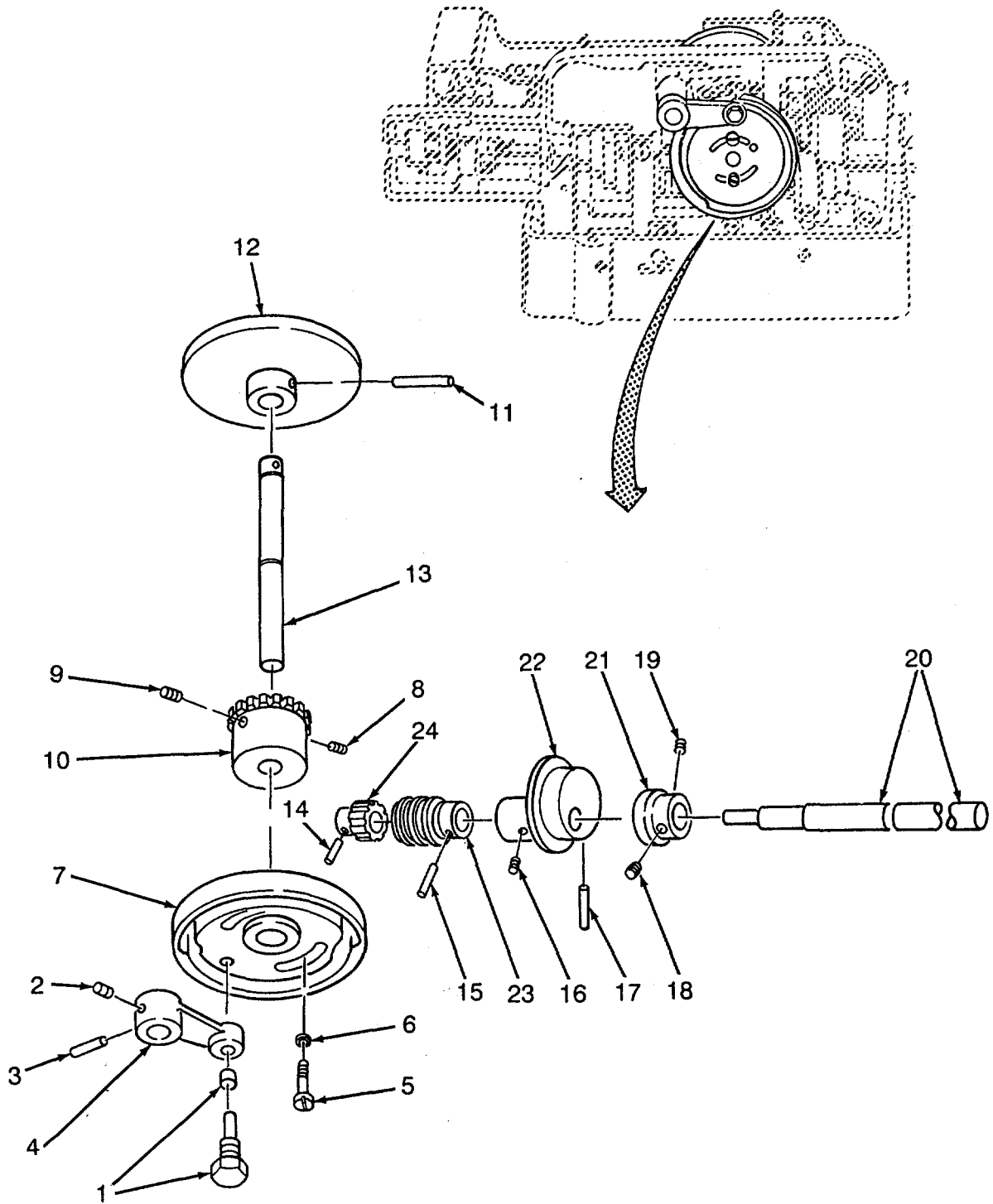


Figure 98. Button Machine Needle Bar Cam, Feed Cam, Eccentric and Drive Shaft

SECTION II

TM 10-3530-207-24P

(1) ITEM NO	(2) SMR CODE	(3) CAGEC	(4) PART NUMBER	(5) DESCRIPTION AND USABLE ON CODES (UOC)	(6) QTY
				GROUP 10	BUTTON SEWING MACHINE ASSEMBLY
				FIG. 98	BUTTON MACHINE NEEDLE BAR CAM, FEED CAM, ECCENTRIC AND DRIVE SHAFT
1	XDFZZ	90338	50135	STUD AND ROLLER	1
2	XDFZZ	90338	50200	SETSCREW, DRIVE ARM	1
3	XDFZZ	90338	50134	PIN, DRIVE ARM	1
4	XDFZZ	90338	50132	ARM, CARRIER DRIVE	1
5	XDFZZ	90338	50137	SCREW, FEED CAM	2
6	XDFZZ	90338	50099	WASHER, FEED CAM	2
7	XDFZZ	90338	50136	CAM, FEED	1
8	XDFZZ	90338	50141	POINT, WHEEL TRIP	1
9	XDFZZ	90338	50140	SETSCREW, WORM	2
10	XDFZZ	90338	50139	WHEEL, FEED CAM	1
11	XDFZZ	90338	50146	PIN, CAM	1
12	XDFZZ	90338	50143	CAM, NEEDLE BAR	1
13	XDFZZ	90338	50142	SHAFT, FEED CAM	1
14	XDFZZ	90338	8020	PIN, GEAR	1
15	XDFZZ	90338	8023	PIN, WORM GEAR	1
16	XDFZZ	90338	50176	SETSCREW	1
17	XDFZZ	90338	50295	PIN	1
18	XDFZZ	90338	50176	SETSCREW	1
19	XDFZZ	90338	8103	SETSCREW	1
20	XDFZZ	90338	50400	SHAFT, DRIVE	1
21	XDFZZ	90338	50175	CAM, THREAD TNSN REL	1
22	XDFZZ	90338	50177	ECCENTRIC, NEEDLE	1
23	XDFZZ	90338	50179	GEAR, DRIVE WORM	1
24	XDFZZ	90338	50181	GEAR, PULLEY SHAFT	1

END OF FIGURE

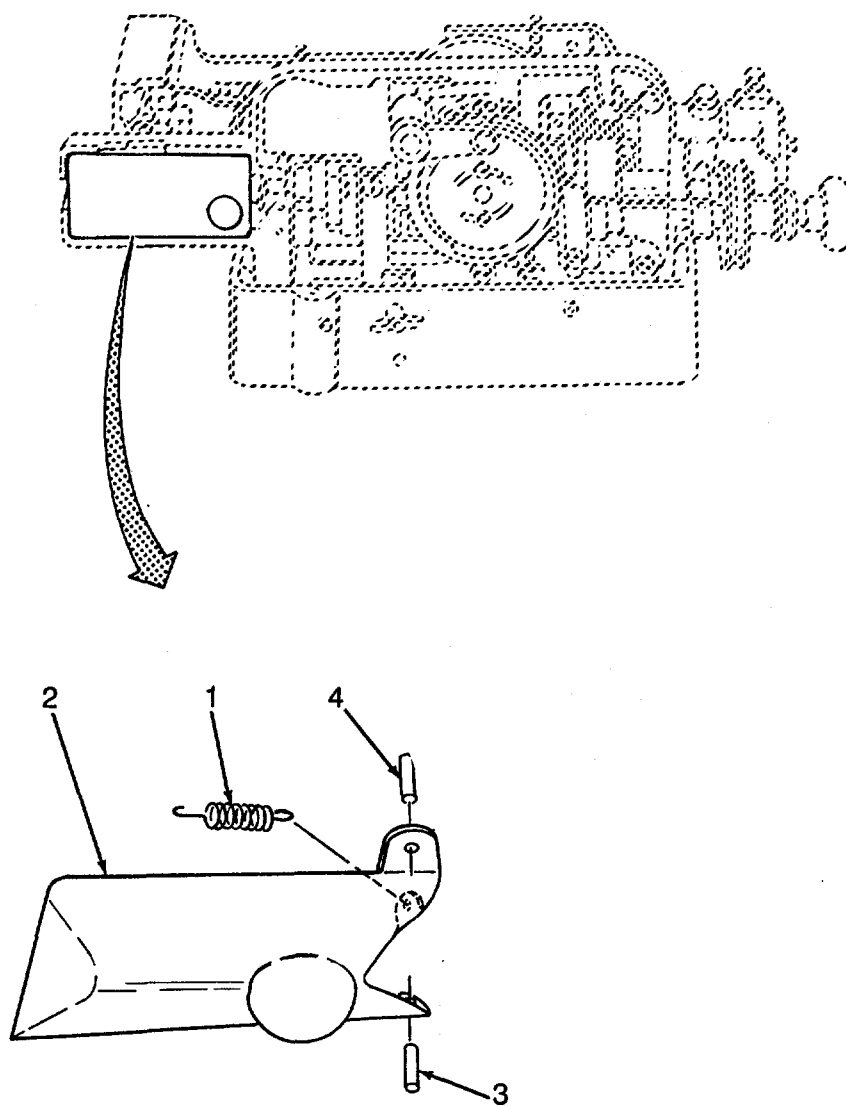


Figure 99. Button Machine End Cover

SECTION II

TM 10-3530-207-24P

(1) ITEM NO	(2) SMR CODE	(3) CAGEC	(4) PART NUMBER	(5) DESCRIPTION AND USABLE ON CODES(UOC)	(6) QTY
				GROUP 10	
				BUTTON SEWING MACHINE ASSEMBLY	
				FIG. 99	
				BUTTON MACHINE END COVER	
1	XDFZZ	90338	50029	...SPRING, END COVER	1
2	XDFZZ	90338	50028	...COVER, END	1
3	XDFZZ	90338	50273	...PIN, LEFT HINGE	1
4	XDFZZ	90338	50274	...PIN, HINGE, RIGHT	1

END OF FIGURE

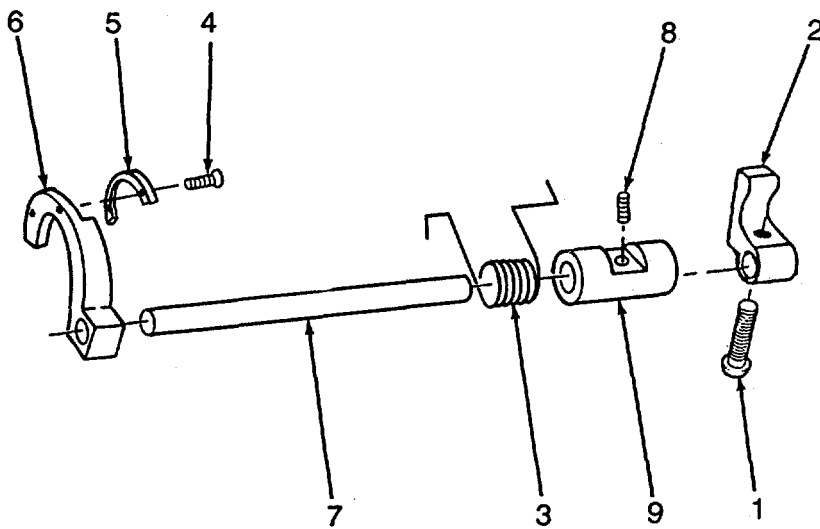
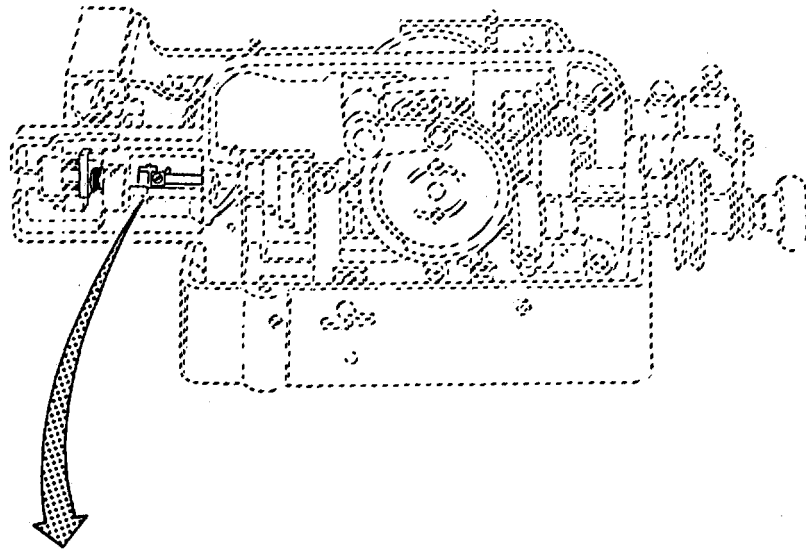


Figure 100. Button Machine Thread Looper Drive Shaft, Cam, and Crank
(Sheet 1 of 2)

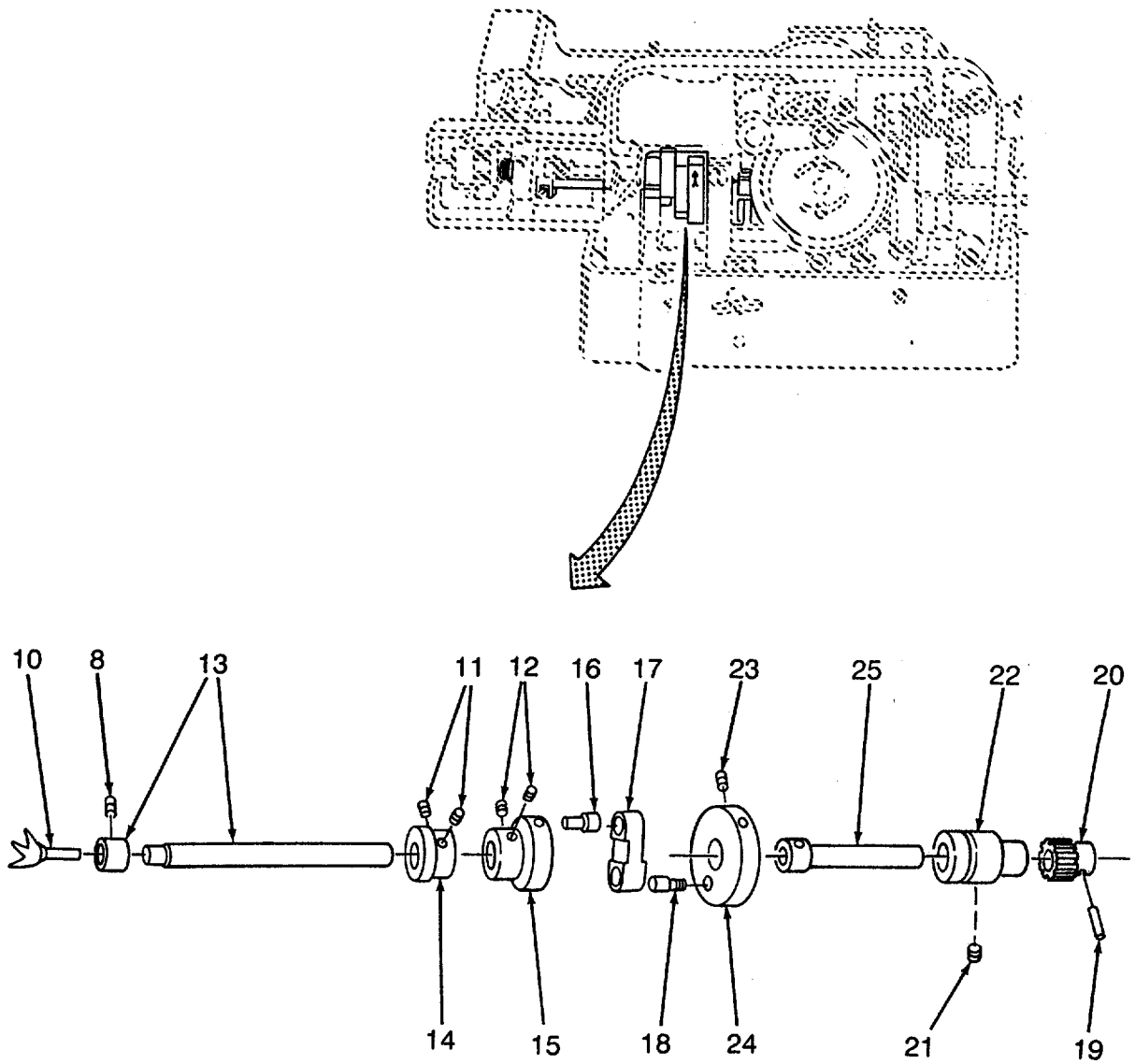


Figure 100. Button Machine Thread Looper Drive Shaft, Cam, and Crank
(Sheet 2 of 2)

SECTION II

TM 10-3530-207-24P

(1) ITEM NO	(2) SMR CODE	(3) CAGEC	(4) PART NUMBER	(5) DESCRIPTION AND USABLE ON CODES(UOC)	(6) QTY
				GROUP 10 BUTTON SEWING MACHINE ASSEMBLY	
				FIG. 100 BUTTON MACHINE THREAD LOOPER DRIVE SHAFT, CAM, AND CRANK	
1	XDFZZ	90338	50203	...SCREW, CRANK	1
2	XDFZZ	90338	50202	...CRANK, OSCILLATING.....	1
3	XDFZZ	90338	50205	...SPRING	1
4	XDFZZ	90338	8031	...SCREW, THREAD	2
5	XDFZZ	90338	50207	...FINGER, NEEDLE GUIDE	1
6	XDFZZ	90338	50206	...GUIDE, NEEDLE	1
7	XDFZZ	90338	50204	...SHAFT, NEEDLE GUIDE	1
8	XDFZZ	90338	50200	...SETSCREW, BUSHING	2
9	XDFZZ	90338	50208	...BUSHING, NEEDLE	1
10	XDFZZ	90338	50201	...LOOPER THREAD	1
11	XDFZZ	90338	3068	...SETSCREW, CRANK.....	2
12	XDFZZ	90338	50176	...SETSCREW, CAM	2
13	XDFZZ	90338	50198	...SHAFT AND BUSHING	1
14	XDFZZ	90338	50196	...CAM, NEEDLE GUIDE	1
15	XDFZZ	90338	50193	...CRANK, THREAD LOOPER	1
16	XDFZZ	90338	50194	...STUD	1
17	XDFZZ	90338	50192	...LINK, THREAD LOOPER	1
18	XDFZZ	90338	50189	...STUD	1
19	XDFZZ	90338	8020	...PIN, THREAD LOOPER	1
20	XDFZZ	90338	50181	...GEAR, THREAD LOOPER	1
21	XDFZZ	90338	50187	...SCREW, CLAMPING	1
22	XDFZZ	90338	50186	...BUSHING, THREAD LOOP.....	1
23	XDFZZ	90338	50304	...SETSCREW	2
24	XDFZZ	90338	50188	...CRANK, DRIVE SHAFT	1
25	XDFZZ	90338	50185	...SHAFT, THREAD LOOPER	1

END OF FIGURE

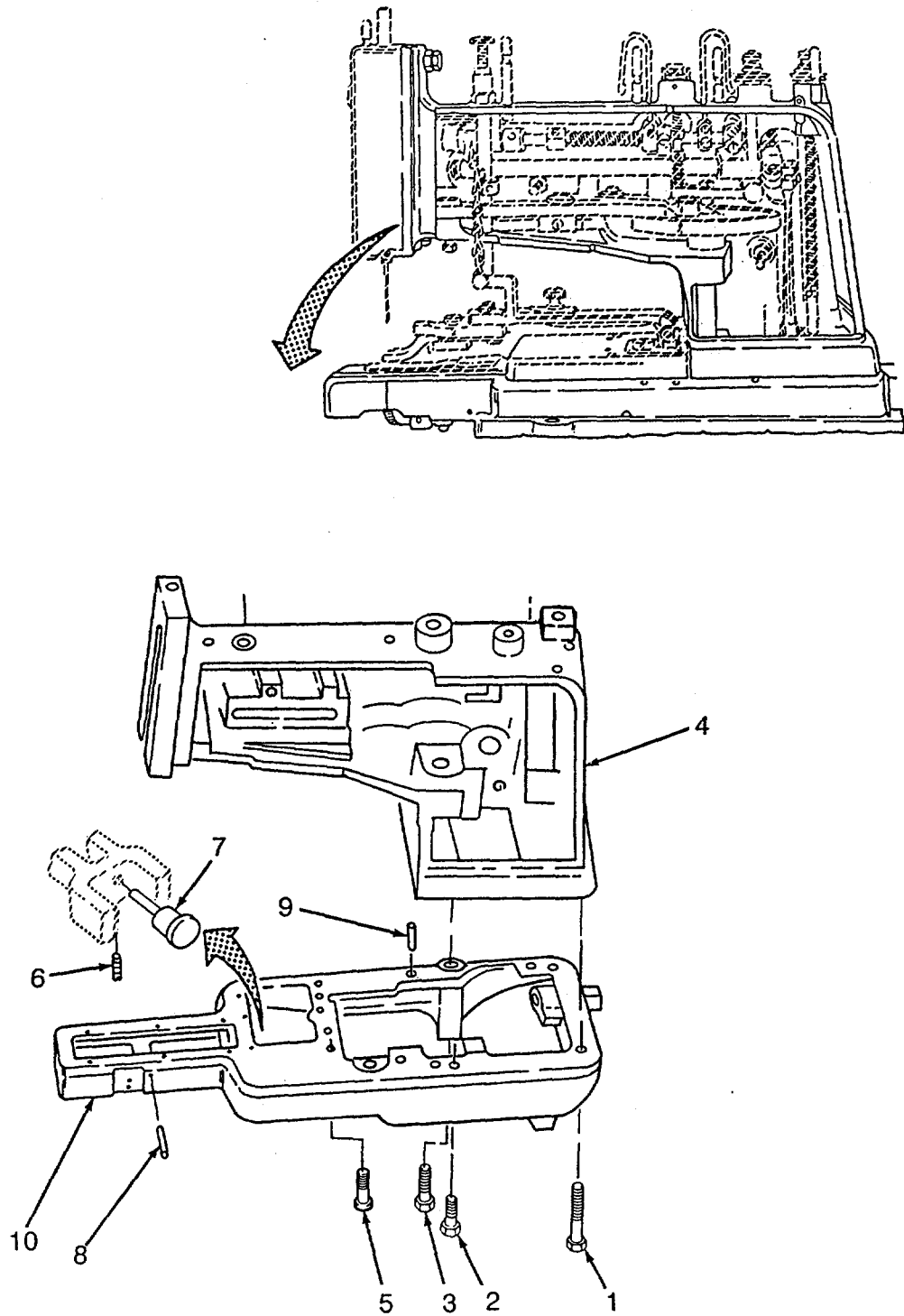


Figure 101. Button Machine Arm and Bed

SECTION II

TM 10-3530-207-24P

(1)	(2)	(3)	(4)	(5)	(6)
ITEM	SMR		PART		
NO	CODE	CAGEC	NUMBER	DESCRIPTION AND USABLE ON CODES(UOC)	QTY

GROUP 10 BUTTON SEWING MACHINE
ASSEMBLY

FIG. 101 BUTTON MACHINE ARM AND BED

1	XDFZZ	90338	50436	...SCREW, LONG ARM	2
2	XDFZZ	90338	50437	...SCREW, SHORT ARM	1
3	XDFZZ	90338	50438	...SCREW, LONG	1
4	XDFZZ	90338	50434	...ARM	1
5	XDFZZ	90338	51183	...SCREW, BUSHING	1
6	XDFZZ	90338	50003	...SETSCREW, REST STUD	1
7	XDFZZ	90338	50144	...STUD, REST	1
8	XDFZZ	90338	7030	...PIN, END COVER	1
9	XDFZZ	90338	50088	...PIN	1
10	XDFZZ	90338	50435	...BED.....	1

END OF FIGURE

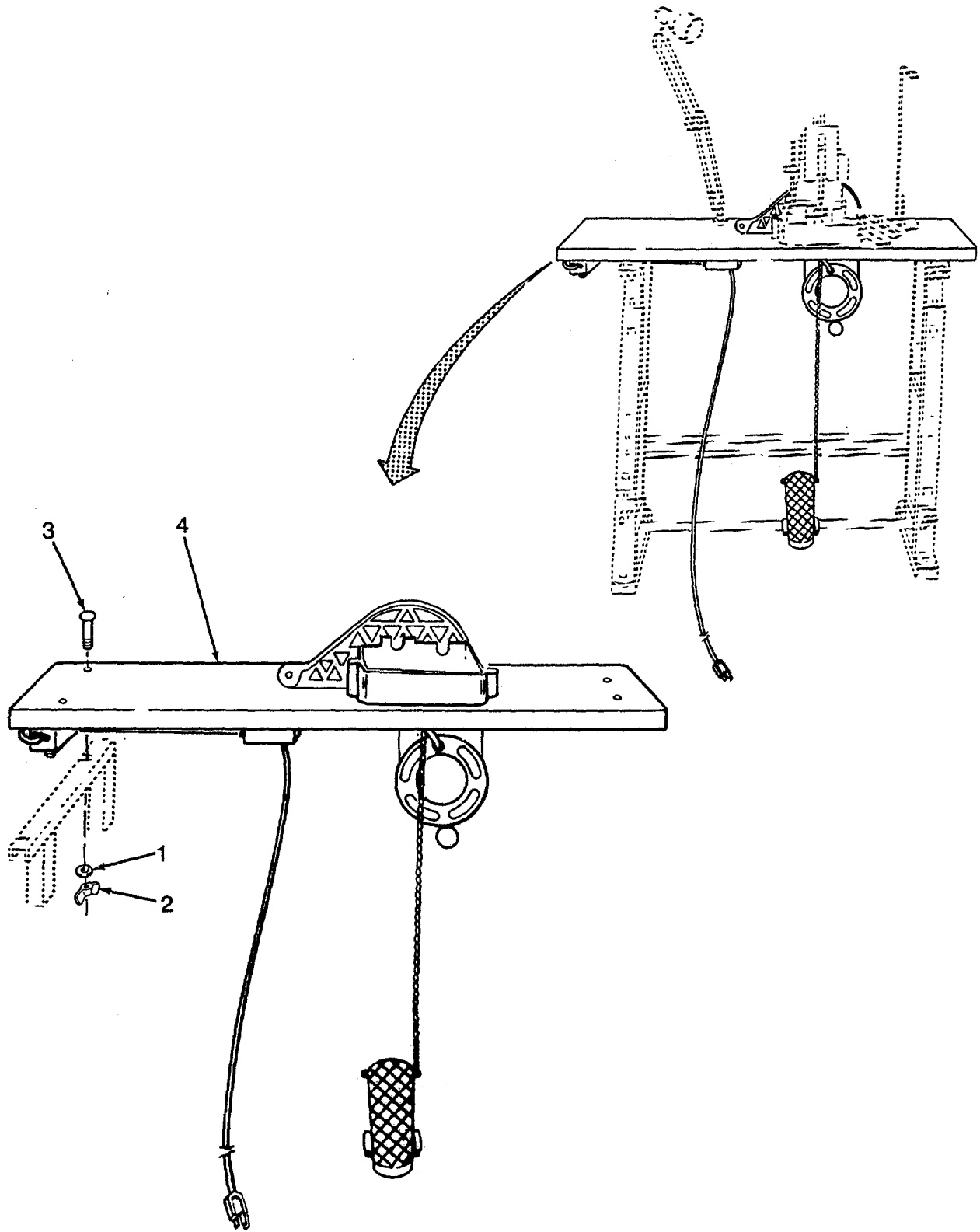


Figure 102. Button Machine Table Top Assembly

SECTION II TM 10-3530-207-24P

(1) ITEM NO	(2) SMR CODE	(3) CAGEC	(4) PART NUMBER	(5) DESCRIPTION AND USABLE ON CODES(UOC)	(6) QTY
-------------------	--------------------	--------------	-----------------------	---	------------

GROUP 10 BUTTON SEWING MACHINE
ASSEMBLY

FIG. 102 BUTTON MACHINE TABLE TOP

ASSEMBLY

1	PAOZZ	39428	92001A030	NUTS, WING	4
2	PAOZZ	39428	96906M515795-811	WASHER, FLAT	4
3	PAOZZ	39428	92356A593	.BOLT, CARRIAGE	4
4	XDOOO	81337	6-1-6389	.TABLE TOP ASSY	1

END OF FIGURE

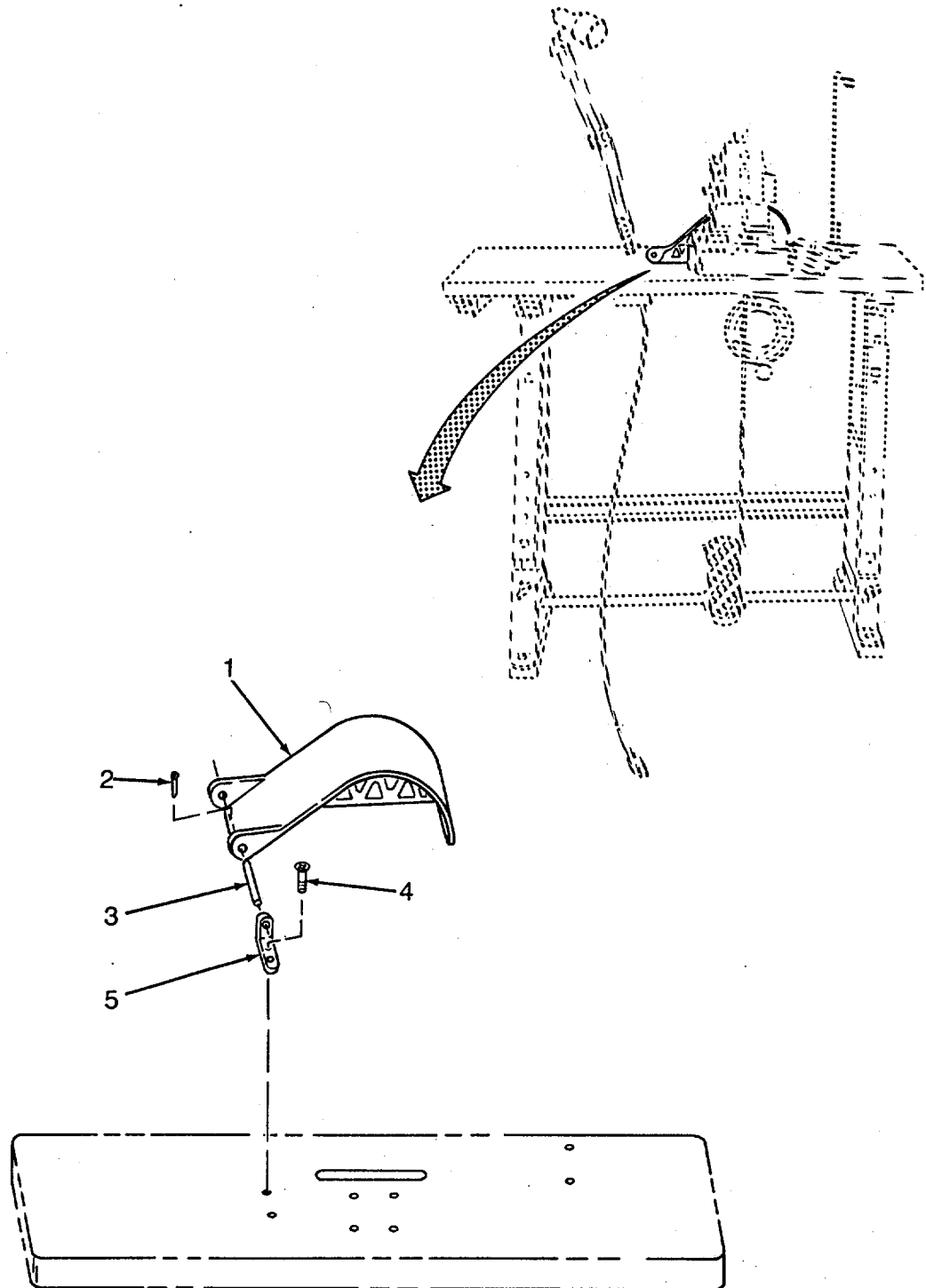


Figure 103. Button Machine Belt Guard

SECTION II

TM 10-3530-207-24P

(1) ITEM NO	(2) SMR CODE	(3) CAGEC	(4) PART NUMBER	(5) DESCRIPTION AND USABLE ON CODES(UOC)	(6) QTY
-------------------	--------------------	--------------	-----------------------	---	------------

GROUP 10 BUTTON SEWING MACHINE
ASSEMBLY

FIG. 103 BUTTON MACHINE BELT GUARD

1	XDOZZ	90338	50432	..GUARD, BELT	1
2	XDOZZ	90338	50097	..PIN, COTTER	1
3	XDOZZ	90338	50282	..PIN, HINGE	1
4	PAOZZ	96906	MS35276-265	..SCREW, MACHINE	2
5	XDOZZ	90338	50281	..BRACKET, HINGE PIN	1

END OF FIGURE

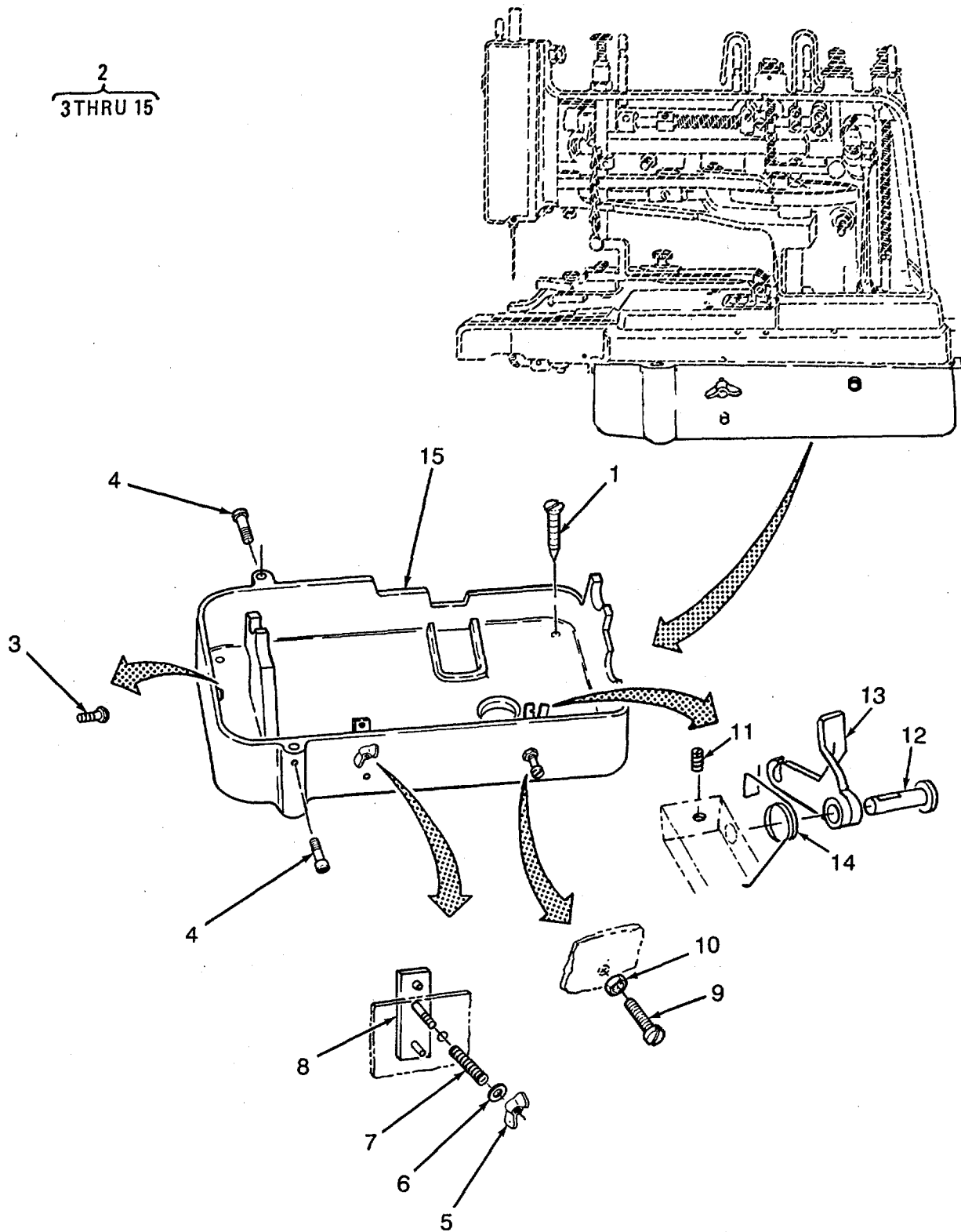


Figure 104. Button Machine Bed Assembly

SECTION II

TM 10-3530-207-24P

(1)	(2)	(3)	(4)	(5)	(6)
ITEM	SMR		PART		
NO	CODE	CAGEC	NUMBER	DESCRIPTION AND USABLE ON CODES(UOC)	QTY

GROUP 10 BUTTON SEWING MACHINE
ASSEMBLY

FIG. 104 BUTTON MACHINE BED ASSEMBLY

1	XDFZZ	96906	MS35276-265	..SCREW, MACHINE	4
2	XDOOO	81337	6-1-6389-3	..BASE, MACHINE ASSY	1
3	XDFZZ	90338	50002	...SCREW, MACHINE	1
4	XDFZZ	90338	50003	.. SCREW	1
5	XDFZZ	90338	50013	...WINGNUT	1
6	XDFZZ	90338	50012	.. WASHER.	1
7	XDFZZ	90338	50011	.. SPRING	1
8	XDFZZ	90338	50010	...LOCK	1
9	XDFZZ	90338	50008	...SCREW, STOP STARTING	1
10	XDFZZ	90338	50009	...NUT, LEVER STOP.....	1
11	XDFZZ	90338	8007	...SCREW	1
12	XDFZZ	90338	50006	...PIN, STARTING	1
13	XDFZZ	90338	50004	...LEVER, STARTING	1
14	XDFZZ	90338	50005	...SPRING, STARTING.....	1
15	XDFZZ	90338	50001	.. BASE.....	1

END OF FIGURE

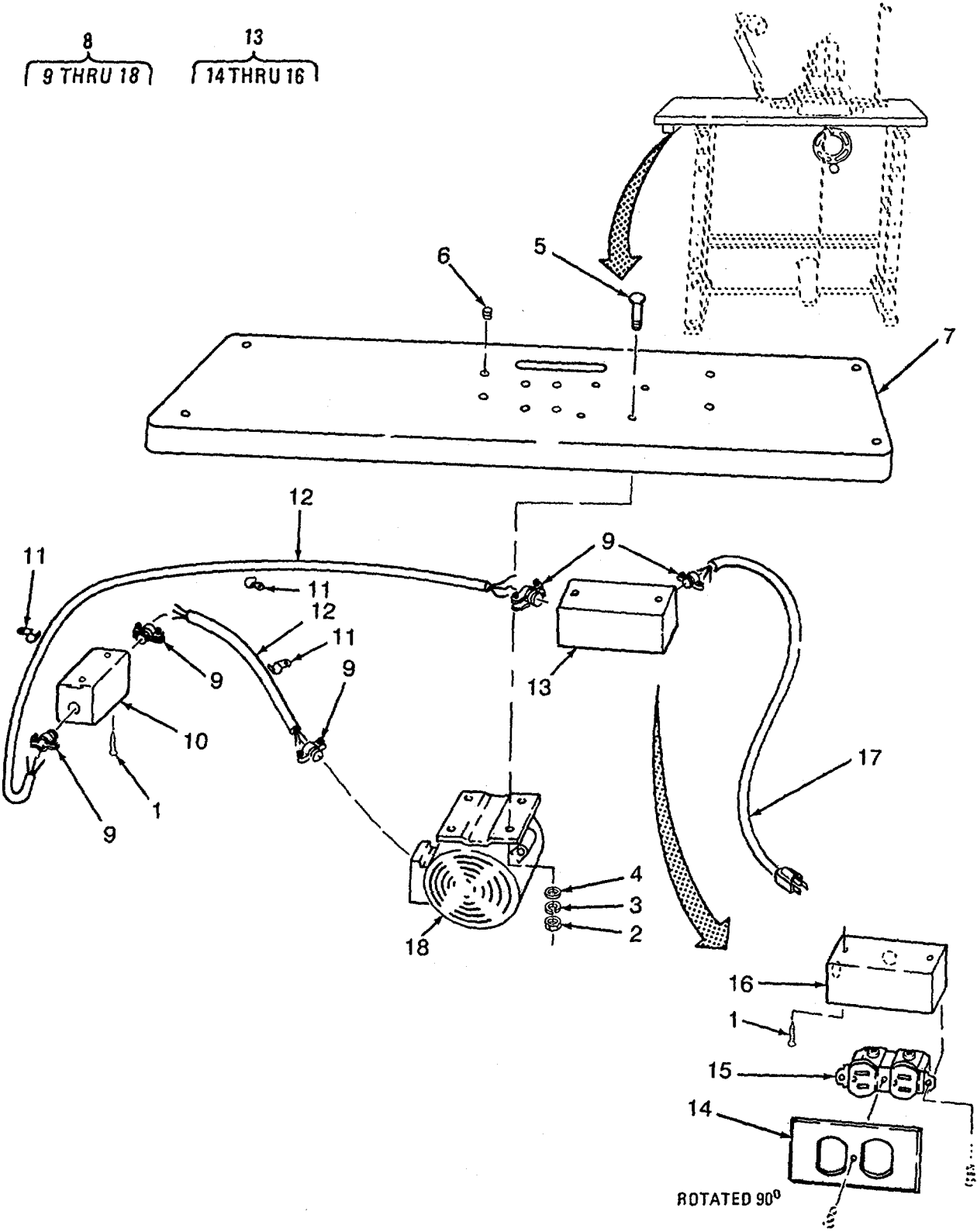


Figure 105. Button Machine Table Top and Motor Assembly

SECTION II

TM 10-3530-207-24P

(1) ITEM NO	(2) SMR CODE	(3) CAGEC	(4) PART NUMBER	(5) DESCRIPTION AND USABLE ON CODES(UOC)	(6) QTY
GROUP 10 BUTTON SEWING MACHINE ASSEMBLY					
FIG. 105 BUTTON MACHINE TABLE TOP AND MOTOR ASSEMBLY					
1	XDFZZ	96906	MS35494-124	..SCREW, WOOD	4
2	XDFZZ	90338	HS-A-43	..NUT	4
3	XDFZZ	90338	HS-A-42	..WASHER, LOCK	4
4	XDFZZ	90338	HS-A-41	..WASHER, FLAT	4
5	XDFZZ	90338	HS-A-39	..BOLT, CARRIAGE	4
6	XDFZZ	96906	MS35914-150	..INSERT, SCREW THREAD	8
7	XDFZZ	81337	6-1-6390	..TABLE TOP, BTN	1
8	XDFZZ	90338	6-1-6389-2	..MOTOR ASSY W/PULLEY	1
9	XDFZZ	59730	3302	...BOX CONNECTOR, ELECT	4
10	XDFZZ	01121	600-TAXSB	...SWITCH, PUSH	1
11	XDFZZ	13764	22NCCO900F	...CLIP, PLASTIC	8
12	MFFZZ	19099	TYPE MM-V	...WIRE MAKE FROM BULK P/N 1W673, V CUT TO LG	1
13	AFFFF	81337	6-1-6389-25	...RECEPTACLE ASSY	1
14	XDFZZ	74545	S-8	...COVER	1
15	XDFZZ	74545	BR-15	...RECEPTACLE	1
16	XDFZZ	39428	71695K21	...BOX, ELECTRICAL	1
17	XDFZZ	90338	HS-A-51	...CORD, POWER	1
18	XDFZZ	90338	COIL3362	...MOTOR ASSY	1

END OF FIGURE

105-1

1
2 THRU 6

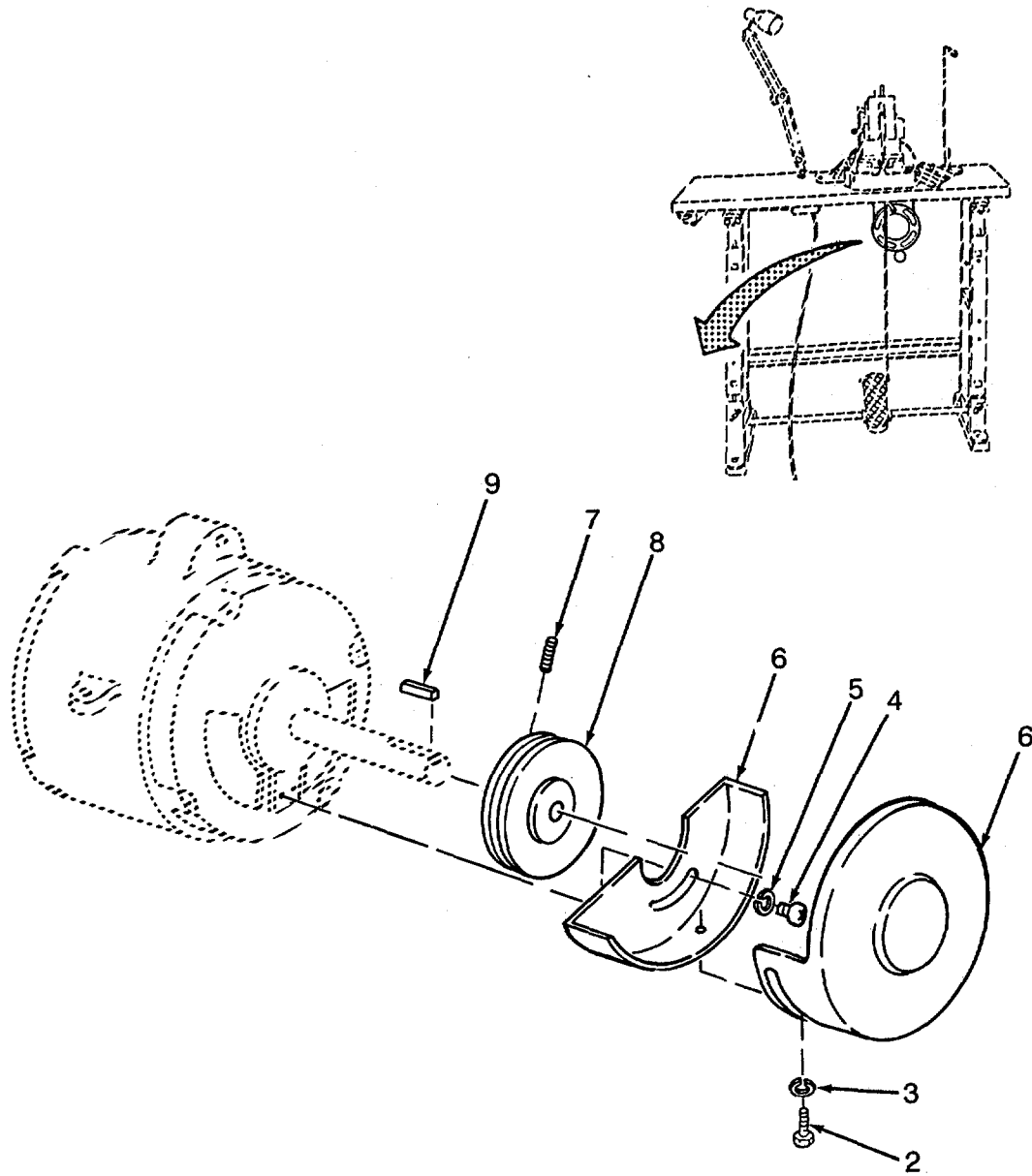


Figure 106. Button Machine Belt Guard and Pulley

SECTION II

TM 10-3530-207-24P

(1) ITEM NO	(2) SMR CODE	(3) CAGEC	(4) PART NUMBER	(5) DESCRIPTION AND USABLE ON CODES(UOC)	(6) QTY
				GROUP 10 BUTTON SEWING MACHINE ASSEMBLY	
				FIG. 106 BUTTON MACHINE BELT GUARD AND PULLEY	
1	XDFFF	90338	HS-A-CS47BELT GUARD ASSEMBLY.....	1
2	XDFZZ	90338	HS-A-47-3SCREW.....	2
3	XDFZZ	90338	HS-A-47-4WASHER, LOCK.....	2
4	XDFZZ	90338	HS-A-47-1SCREW.....	2
5	XDFZZ	90338	HS-A-47-2WASHER, LOCK.....	2
6	XDFZZ	90338	HS-A-47GUARD COVER.....	1
7	XDFZZ	90338	HS-A-45SETSCREW.....	1
8	XDFZZ	90338	HS-A-44PULLEY.....	1
9	XDFZZ	90338	HS-A-46KEY.....	1

END OF FIGURE

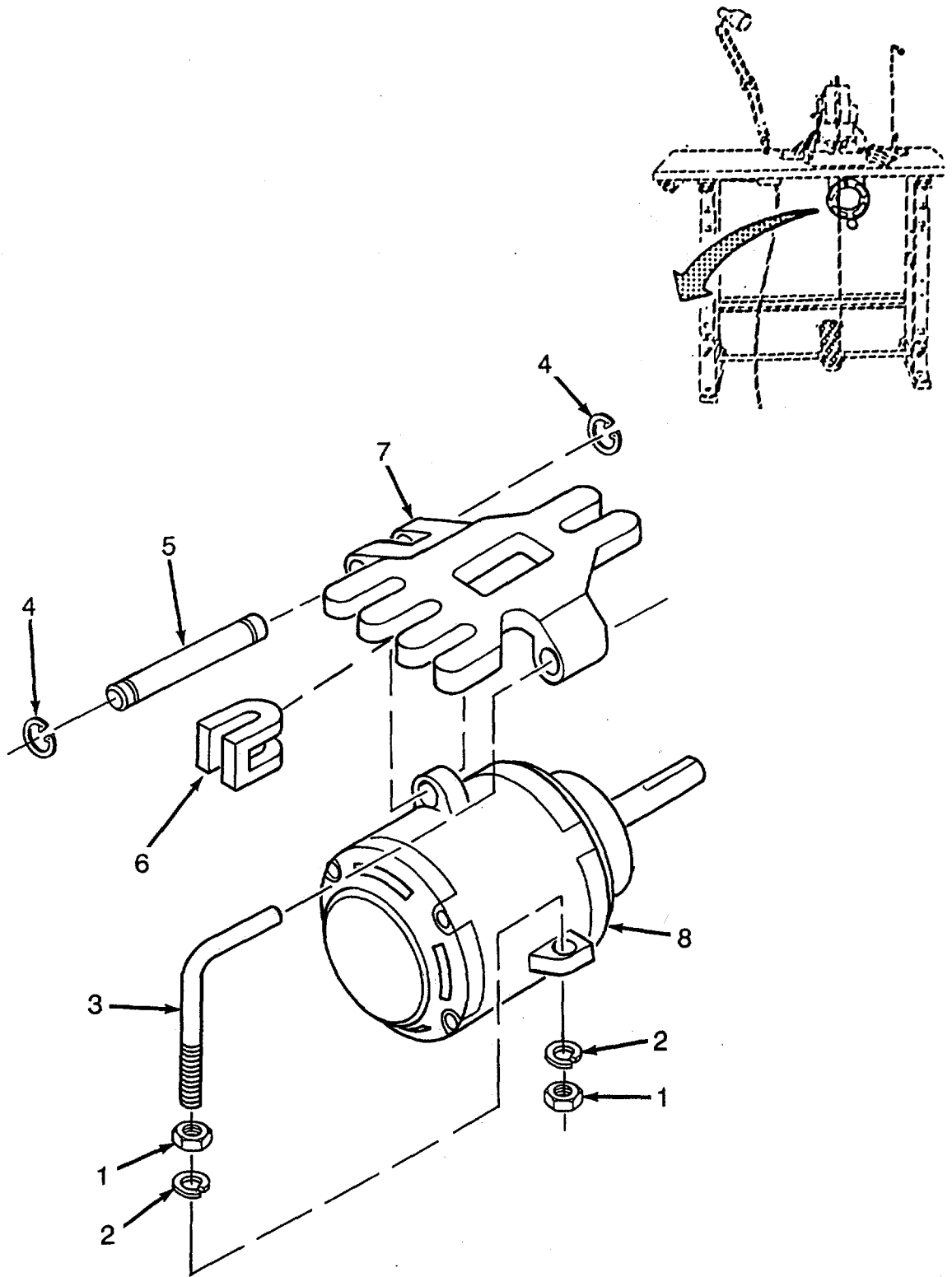


Figure 107. Button Machine Belt Tightener and Motor

SECTION II

TM 10-3530-207-24P

(1)	(2)	(3)	(4)	(5)	(6)
ITEM	SMR		PART		
NO	CODE	CAGEC	NUMBER	DESCRIPTION AND USABLE ON CODES(UOC)	QTY

GROUP 10 BUTTON SEWING MACHINE ASSEMBLY

FIG. 107 BUTTON MACHINE BELT TIGHTENER AND MOTOR

1	XDFZZ	90338	HS-A-35	... NUT.....	2
2	XDFZZ	90338	HS-A-36	...WASHER, LOCK.....	2
3	XDFZZ	90338	HS-A-34	...BOLT, ADJUSTING	1
4	XDFZZ	90338	HS-A-38	...STOP RING	2
5	XDFZZ	90338	HS-A-37	...BASE PIN.....	1
6	XDFZZ	90338	HS-A-40	...INSULATOR, VIBRATION	4
7	XDFZZ	90338	HS-A-33	...SLIDE BASE	1
8	XAFZZ	90338	MOCO1L3362	...MOTOR, ELECTRIC.....	1

END OF FIGURE

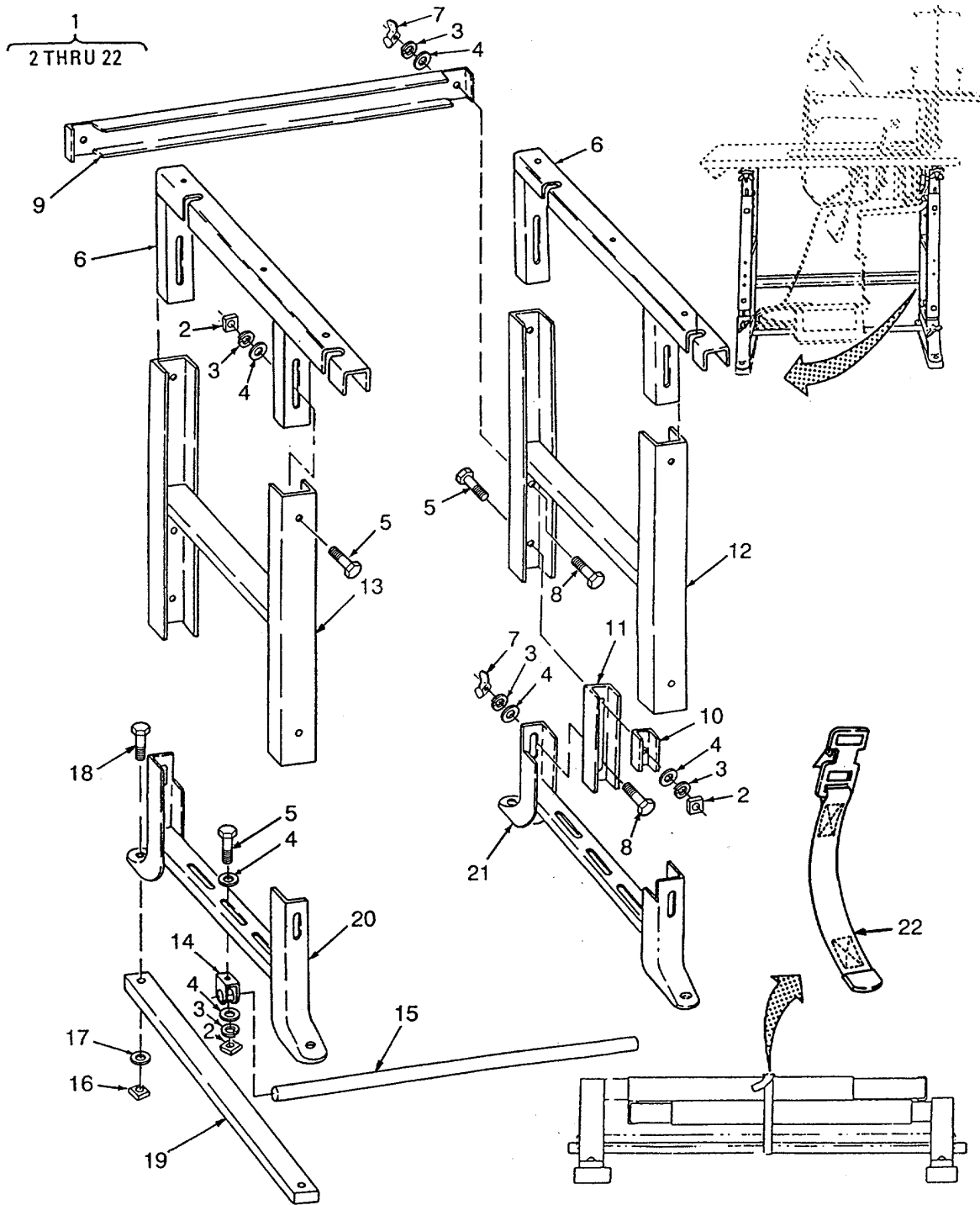


Figure 108. Button Machine Stand Assembly

SECTION II

TM 10-3530-207-24P

(1) ITEM NO	(2) SMR CODE	(3) CAGEC	(4) PART NUMBER	(5) DESCRIPTION AND USABLE ON CODES(UOC)	(6) QTY
GROUP 10 BUTTON SEWING MACHINE ASSEMBLY					
FIG. 108 BUTTON MACHINE STAND ASSEMBLY					
1	XDOOO	81337	6-1-9783	..STAND ASSY	1
2	XDOZZ	96906	MS27040-11	..NUT, PLAIN, SQUARE.....	10
3	XDOZZ	96906	MS35338-45	..WASHER, LOCK	16
4	XDOZZ	96906	MS27183-11	..WASHER, FLAT	16
5	XDOZZ	96906	MS35355-32	..BOLT, MACH	10
6	XDOZZ	81337	6-1-9796	..TOP RAIL ASSY	2
7	XDOZZ	96906	MS35425-72	..NUT, PLAIN, WING	6
8	XDOZZ	96906	MS35355-34	..BOLT, MACHINE	6
9	XDOZZ	81337	6-1-9800	..REAR CROSS MEMBER	1
10	XDOZZ	81337	6-1-9802	..BOLT RETAINER	4
11	XDOZZ	81337	6-1-9799	..FOLDING CLIP	4
12	XDOZZ	81337	6-1-9791	..RIGHT LEG ASSY.....	1
13	XDOZZ	81337	6-1-9794	..LEFT LEG ASSY	1
14	XDOZZ	81337	6-1-9804	..TREADLE SUPPORT	2
15	XDOZZ	81337	6-1-9803	..PIPE SUPPORT.....	2
16	XDOZZ	96906	MS27040-11	..NUT, PLAIN, SQUARE	4
17	XDOZZ	96906	MS27183-11	..WASHER, FLAT	4
18	XDOZZ	96906	MS35751-43	..BOLT, SQUARE NECK	4
19	XDOZZ	81337	6-1-9801	..BASE	2
20	XDOZZ	81337	6-1-9788	..LOWER LEFT LEG ASSY	1
21	XDOZZ	81337	6-1-9784	..LOWER RIGHT LEG ASY.....	1
22	XDOZZ	19204	11020947-16	..STRAP, RETAINING ASY	1

END OF FIGURE

1
2 THRU 9

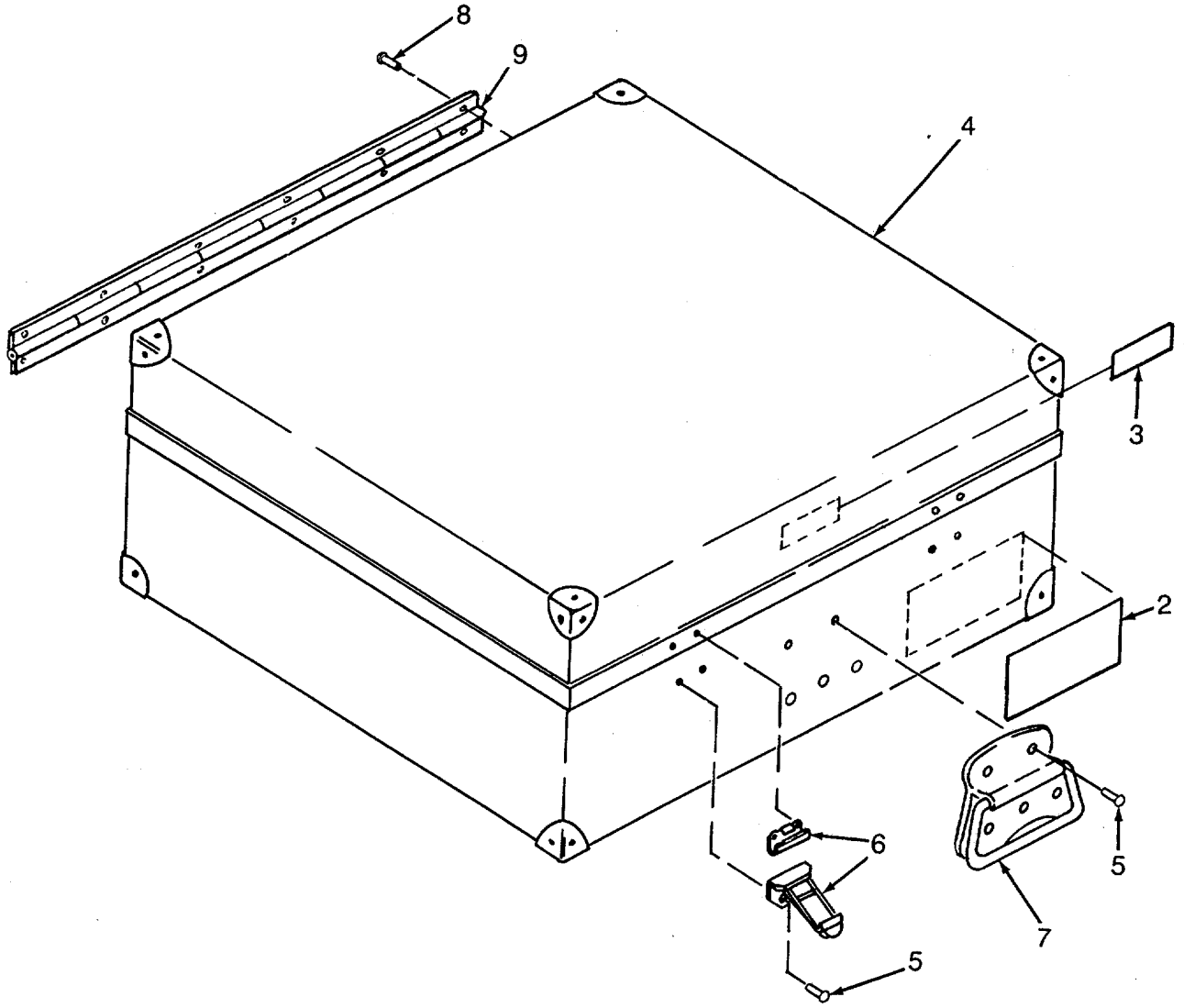


Figure 109. Stowage Box I

SECTION II

TM 10-3530-207-24P

(1) ITEM NO	(2) SMR CODE	(3) CAGEC	(4) PART NUMBER	(5) DESCRIPTION AND USABLE ON CODES(UOC)	(6) QTY
-------------------	--------------------	--------------	-----------------------	---	------------

GROUP 11 STOWAGE BOX ASSEMBLIES

FIG. 109 STOWAGE BOX I

1	XDOFF	81337	6-1-9770	BOX, STOWAGE I ASSY	1
2	XDOZZ	81337	6-1-9502	.PLATE, INSTRUCTION	1
3	XDOZZ	81337	6-1-9498	.PLATE, ID	1
4	XDOFF	81337	6-1-1116	.BOX, STOWAGE	1
5	XDFZZ	07707	AD64H	.RIVET, BLIND	18
6	XDFZZ	90598	19607-1	.CATCH/WITH STRIKED	2
7	XDFZZ	96906	MS35793-1	.HANDLE, BAIL	2
8	XDFZZ	81349	M24243/6-A602H	RIVET, BLIND	24
9	XDFZZ	90598	6-1-1116-7	.HINGE, BUTT.....	1

END OF FIGURE

1
2 THRU 9

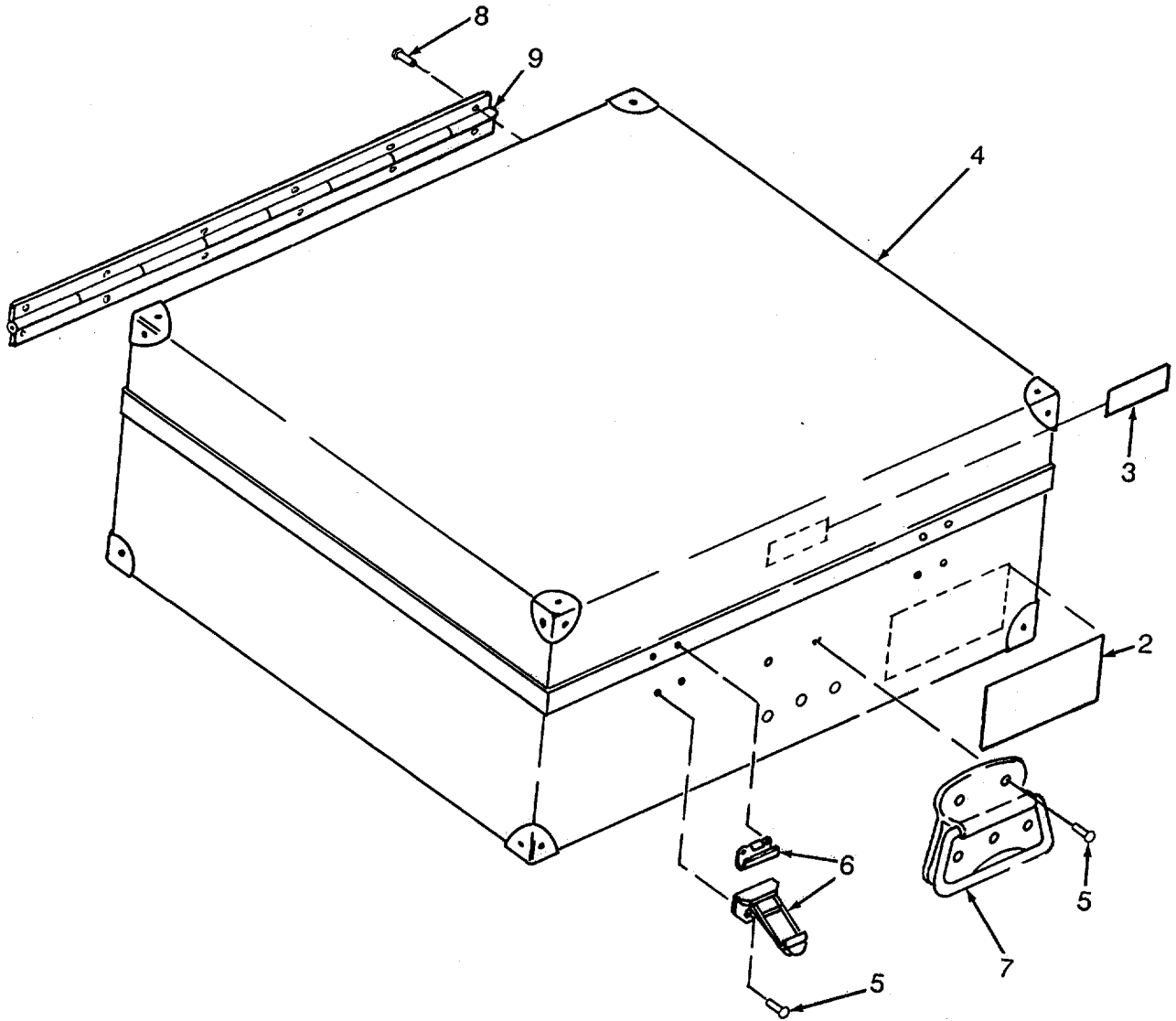


Figure 110. Stowage Box II

SECTION II

TM 10-3530-207-24P

(1) ITEM NO	(2) SMR CODE	(3) CAGEC	(4) PART NUMBER	(5) DESCRIPTION AND USABLE ON CODES(UOC)	(6) QTY
-------------------	--------------------	--------------	-----------------------	---	------------

GROUP 11 STOWAGE BOX ASSEMBLIES

FIG. 110 STOWAGE BOX II

1	XDOFF	81337	6-1-9771	BOX, STOWAGE II ASSY	1
2	XDOZZ	81337	6-1-9503	.PLATE, INSTRUCTION	1
3	XDOZZ	81337	6-1-9499	.PLATE, ID	1
4	XDOFF	81337	6-1-1116	.BOX, STOWAGE	1
5	XDFZZ	07707	AD64H	.RIVET, BLIND	18
6	XDFZZ	90598	19607-1	.CATCH/WITH STRIKED	2
7	XDFZZ	96906	MS35793-1	.HANDLE, BAIL	2
8	XDFZZ	81349	M24243/6-A602H	.RIVET, BLIND	10
9	XDFZZ	90598	6-1-1116-7	.HINGE, BUTT	1

END OF FIGURE

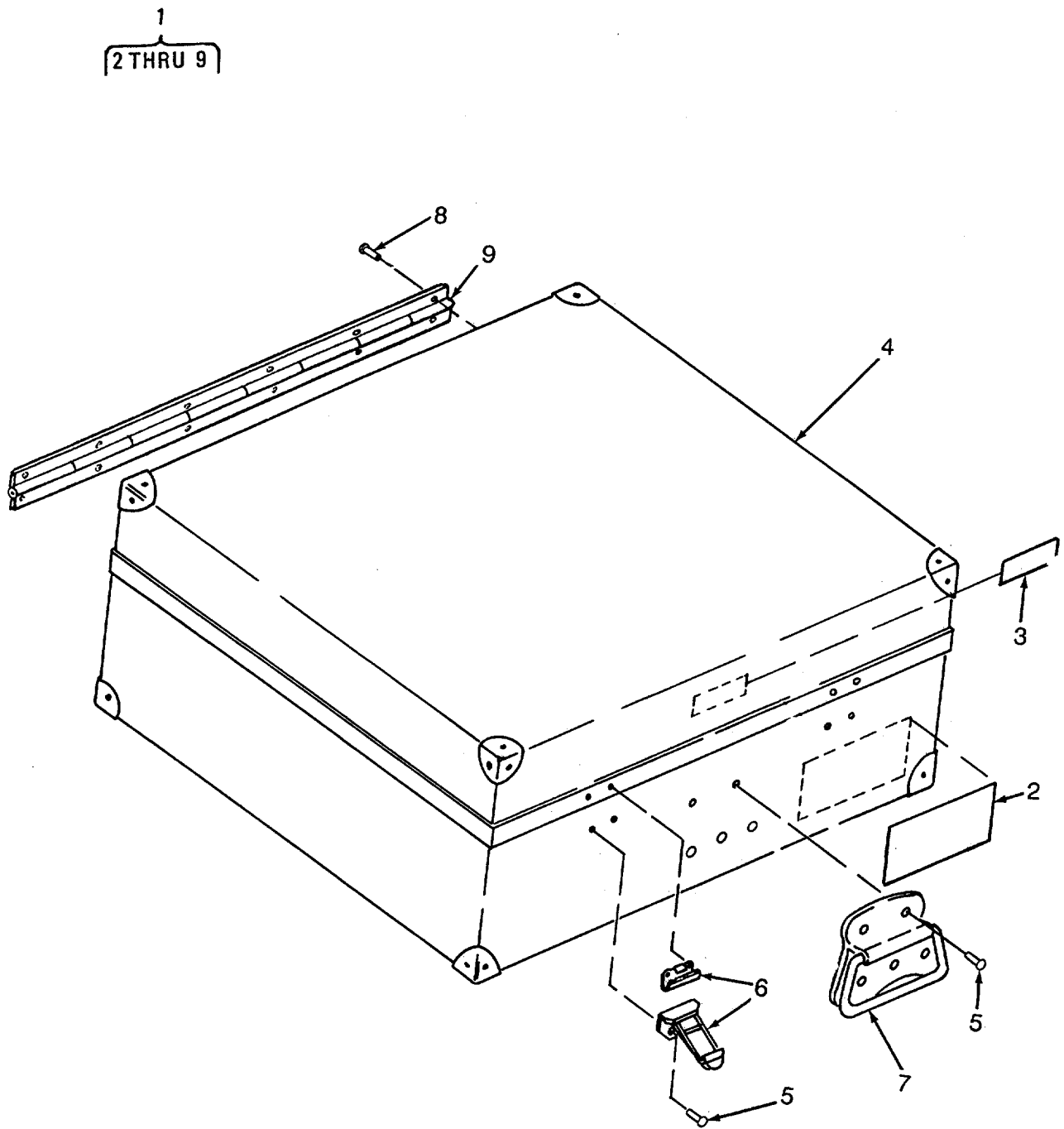


Figure 111. Stowage Box III

SECTION II

TM 10-3530-207-24P

(1) ITEM NO	(2) SMR CODE	(3) CAGEC	(4) PART NUMBER	(5) DESCRIPTION AND USABLE ON CODES(UOC)	(6) QTY
-------------------	--------------------	--------------	-----------------------	---	------------

GROUP 11 STOWAGE BOX ASSEMBLIES

FIG. 111 STOWAGE BOX III

1	XDOFF	81337	6-1-9772	BOX, STOWAGE ASSY	1
2	XDOZZ	81337	6-1-9504	.INSTRUCTION PLATE	1
3	XDOZZ	81337	6-1-9500	.PLATE, ID	1
4	XDOFF	81337	6-1-1116	.BOX, STOWAGE	1
5	XDFZZ	07707	AD64H	.RIVET, BLIND	18
6	XDFZZ	90598	19607-1	.CATCH/WITH STRIKED	2
7	XDFZZ	96906	MS35793-1	.HANDLE, BAIL	2
8	XDFZZ	81349	M24243/6-A602H	.RIVET, BLIND	18
9	XDFZZ	90598	6-1-1116-7	.HINGE, BUTT	1

END OF FIGURE

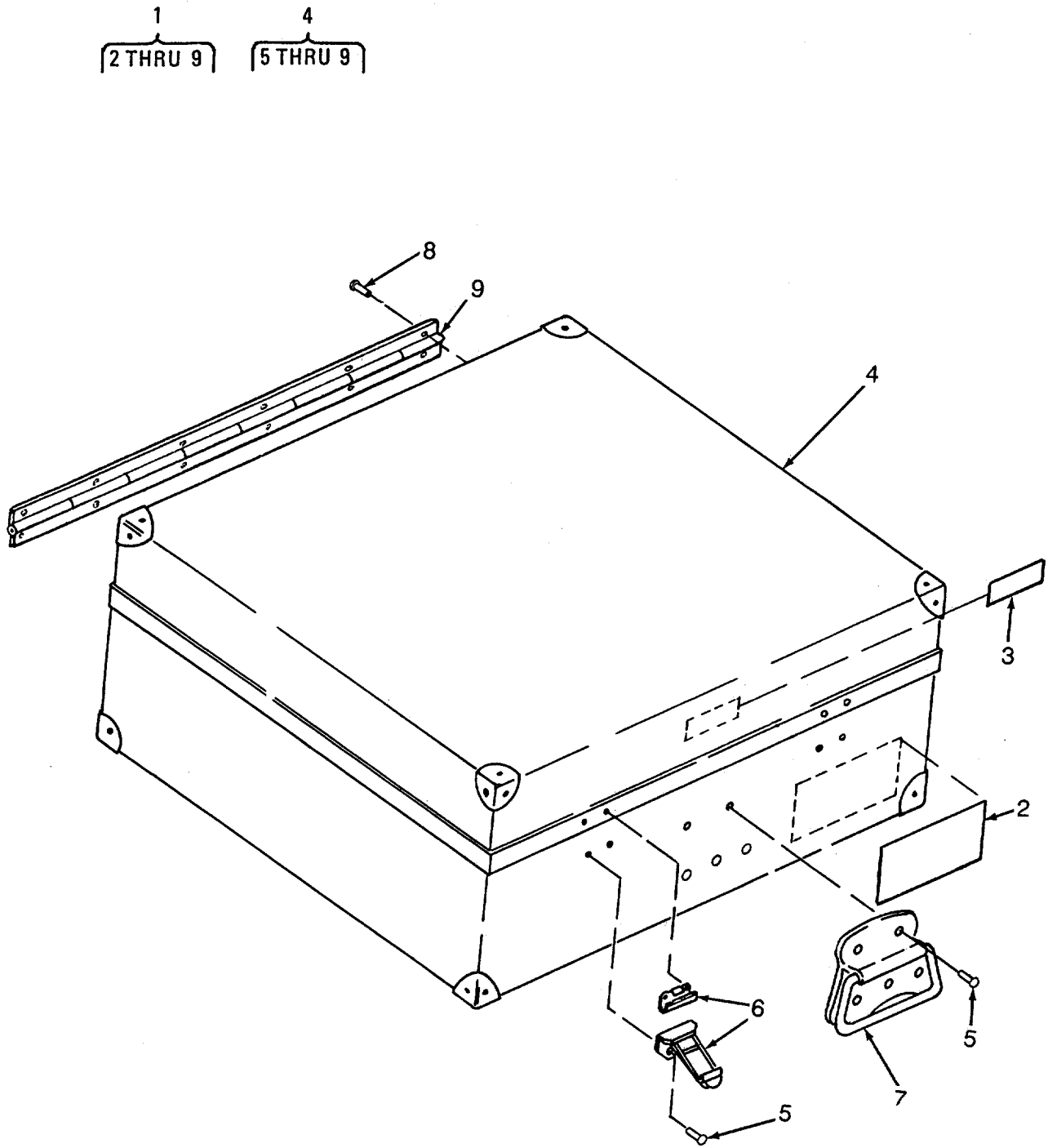


Figure 112. Stowage Box IV

SECTION II

TM 10-3530-207-24P

(1) ITEM NO	(2) SMR CODE	(3) CAGEC	(4) PART NUMBER	(5) DESCRIPTION AND USABLE ON CODES(UOC)	(6) QTY
-------------------	--------------------	--------------	-----------------------	---	------------

GROUP 11 STOWAGE BOX ASSEMBLIES

FIG. 112 STOWAGE BOX IV

1	XDOFF	81337	6-1-9773	BOX, STOWAGE IV ASSY	1
2	XDOZZ	81337	6-1-9505	.PLATE, INSTRUCTION.....	1
3	XDOZZ	81337	6-1-9501	.PLATE, ID	1
4	XDOFF	81337	6-1-1116	.BOX, STOWAGE	1
5	XDFZZ	07707	AD64H	.RIVET, BLIND	18
6	XDFZZ	90598	19607-1	.CATCH/WITH STRIKED	2
7	XDFZZ	96906	MS35793-1	.HANDLE, BAIL	2
8	XDFZZ	81349	M24243/6-A602H	.RIVET, BLIND	10
9	XDFZZ	90598	6-1-1116-7A	.HINGE, BUTT	1

END OF FIGURE




Figure 113. Folding Chair

SECTION II

TM 10-3530-207-24P

(1)	(2)	(3)	(4)	(5)	(6)
ITEM	SMR	CAGEC	PART		
NO	CODE		NUMBER	DESCRIPTION AND USABLE ON CODES(UOC)	QTY

GROUP 12 FOLDING CHAIR

FIG. 113 FOLDING CHAIR

1	XDCZZ	00513	CHF031	CHAIR, FOLDING	1
---	-------	-------	--------	----------------------	---

END OF FIGURE

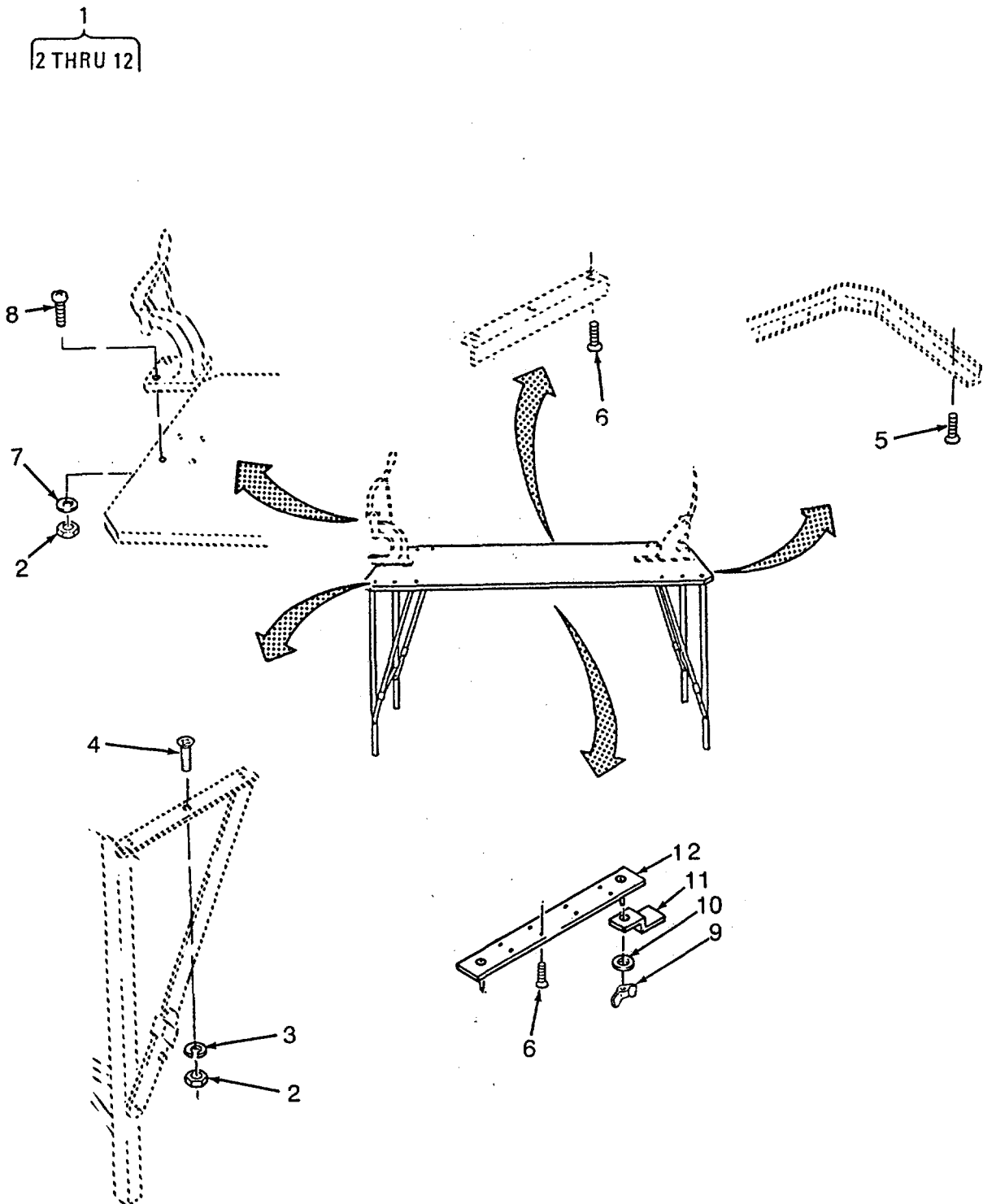


Figure 114. Grommet and Hand Tack Folding Table

SECTION II

TM 10-3530-207-24P

(1) ITEM NO	(2) SMR CODE	(3) CAGEC	(4) PART NUMBER	(5) DESCRIPTION AND USABLE ON CODES(UOC)	(6) QTY
-------------------	--------------------	--------------	-----------------------	---	------------

GROUP 13 FOLDING TABLE

FIG. 114 GROMMET AND HAND TACK FOLDING TABLE

1	XDOOO	81337	6-1-1117-200	TABLE, FOLDING	1
2	XDOZZ	1FP59	012316-7	.NUT, PLAIN, HEXAGON	12
3	XDOZZ	96906	MS35338-44	.WASHER, LOCK.....	4
4	XDOZZ	96906	MS35190-293	.SCREW, MACHINE.....	4
5	XDOZZ	96906	MS35494-46	.SCREW, WOOD	58
6	XDOZZ	96906	MS35495-79	.SCREW, WOOD	26
7	XDOZZ	96906	MS15795-810	.WASHER, FLAT.....	16
8	XDOZZ	96906	MS35206-285	.SCREW, MACHINE.....	8
9	XDOZZ	96906	MS51468-03	.NUT, WING PLAIN.....	2
10	XDOZZ	96906	MS15795-413	.WASHER, FLAT.....	2
11	XDOZZ	81337	6-1-9550	.LATCH, LEG	2
12	XDOZZ	81337	6-1-9554	.LATCH, BASE	1

END OF FIGURE

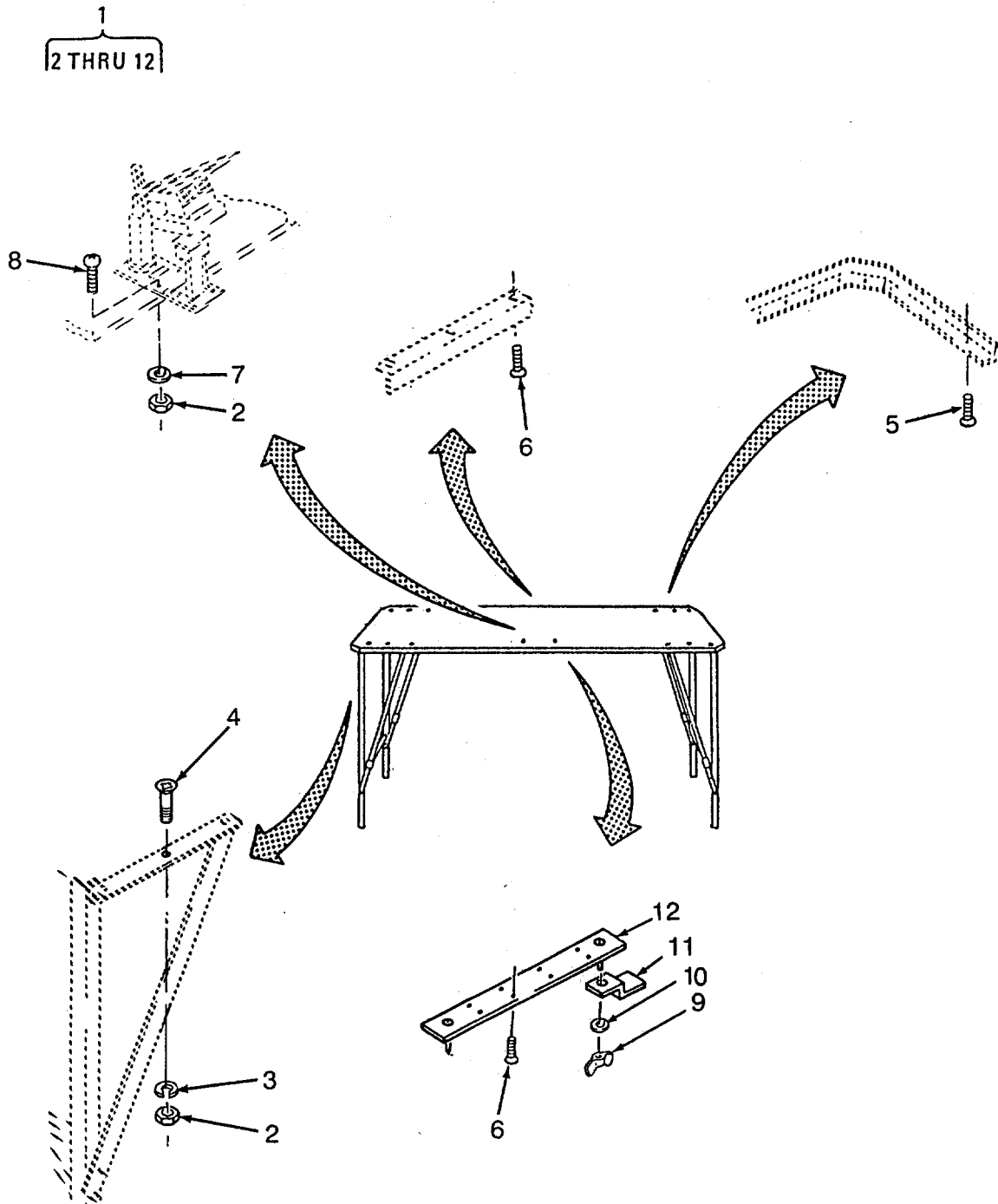


Figure 115. Heat Sealer Folding Table

SECTION II

TM 10-3530-207-24P

(1) ITEM NO	(2) SMR CODE	(3) CAGEC	(4) PART NUMBER	(5) DESCRIPTION AND USABLE ON CODES(UOC)	(6) QTY
GROUP 13 FOLDING TABLE					
FIG. 115 HEAT SEALER FOLDING TABLE					
1	XDOOO	81337	6-1-1117-100	TABLE, FOLDING	1
2	XDOZZ	1FP59	012316-7	.NUT, PLAIN, HEXAGON	6
3	XDOZZ	96906	MS35338-44	.WASHER, LOCK.....	4
4	XDOZZ	96906	MS35190-293	.SCREW, MACHINE.....	4
5	XDOZZ	96906	MS35494-46	.SCREW, WOOD	58
6	XDOZZ	96906	MS35495-79	.SCREW, WOOD	26
7	XDOZZ	96906	MS15795-810	.WASHER, FLAT.....	4
8	XDOZZ	96906	MS35206-285	.SCREW, MACHINE.....	2
9	XDOZZ	96906	MS51468-03	.NUT, WING PLAIN	2
10	XDOZZ	96906	MS15795-413	.WASHER, FLAT.....	2
11	XDOZZ	81337	6-1-9550	.LATCH, LEG	2
12	XDOZZ	81337	6-1-9554	.LATCH, BASE	1

END OF FIGURE

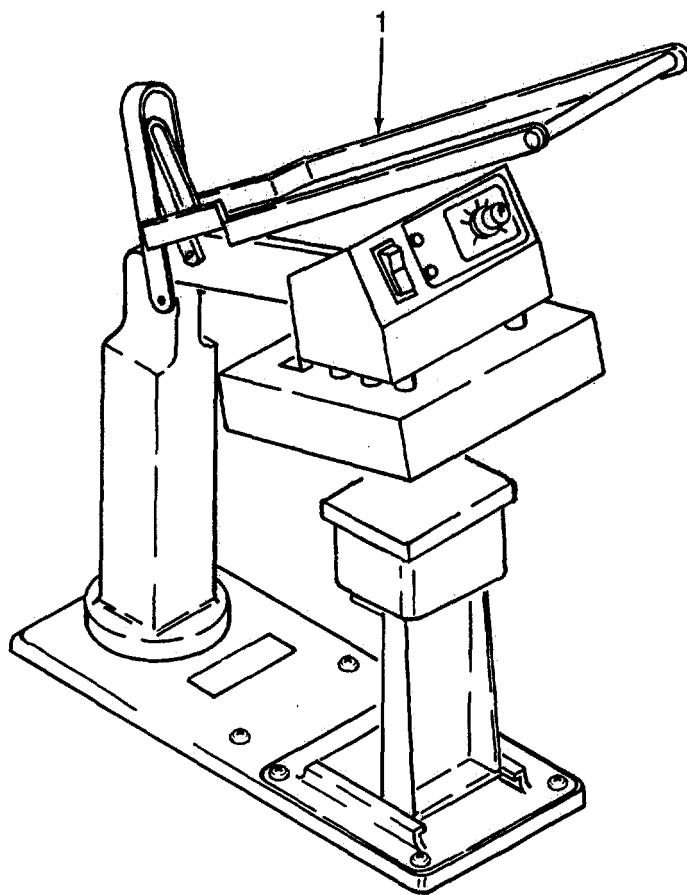


Figure 116. Heat Sealer

SECTION II TM 10-3530-207-24P

(1) ITEM NO	(2) SMR CODE	(3) CAGEC	(4) PART NUMBER	(5) DESCRIPTION AND USABLE ON CODES(UOC)	(6) QTY
-------------------	--------------------	--------------	-----------------------	---	------------

GROUP 14 HEAT SEALER

FIG. 116 HEAT SEALER

1	XDOFF	34028	MODEL 178S	HEAT, SEALER.....	1
---	-------	-------	------------	-------------------	---

END OF FIGURE

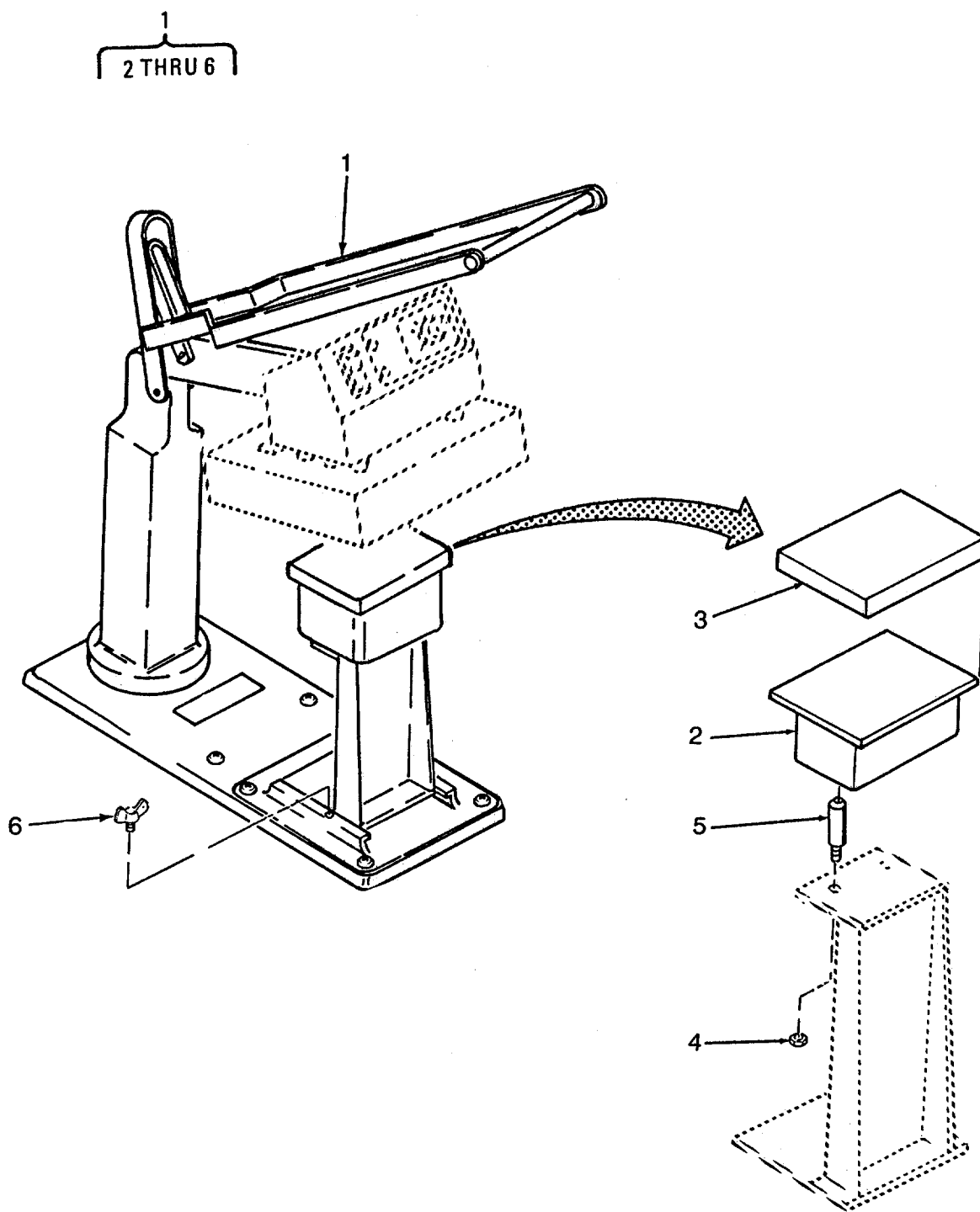


Figure 117. Heat Sealer Base Assembly

SECTION II TM 10-3530-207-24P

(1) ITEM NO	(2) SMR CODE	(3) CAGEC	(4) PART NUMBER	(5) DESCRIPTION AND USABLE ON CODES(UOC)	(6) QTY
-------------------	--------------------	--------------	-----------------------	---	------------

GROUP 14 HEAT SEALER

FIG. 117 HEAT SEALER BASE ASSEMBLY

1	XDOOO	34028	178S-BASE ASSEMBLY	..BASE ASSEMBLY.....	1
2	XDOZZ	34028	178S-BOTTOM FORM 3X3	..BOTTOM FORM 3X3	1
3	MOOZZ	34028	178S-PAD BOTTOM FORM 3X3	..PAD, BOTTOM FORM 3X3 MAKE FROM..... BULK P/N R10470-3/8-MD-GRAY, CUT TO LG	1
4	XDOZZ	34028	178S-NUT, LOCATING	..NUT LOCATING.....	2
5	XDOZZ	34028	178S-LOCATING PIN	..LOCATING PIN	2
6	XDOZZ	34028	178S-THUMB SCREW	..THUMB SCREW	1

END OF FIGURE

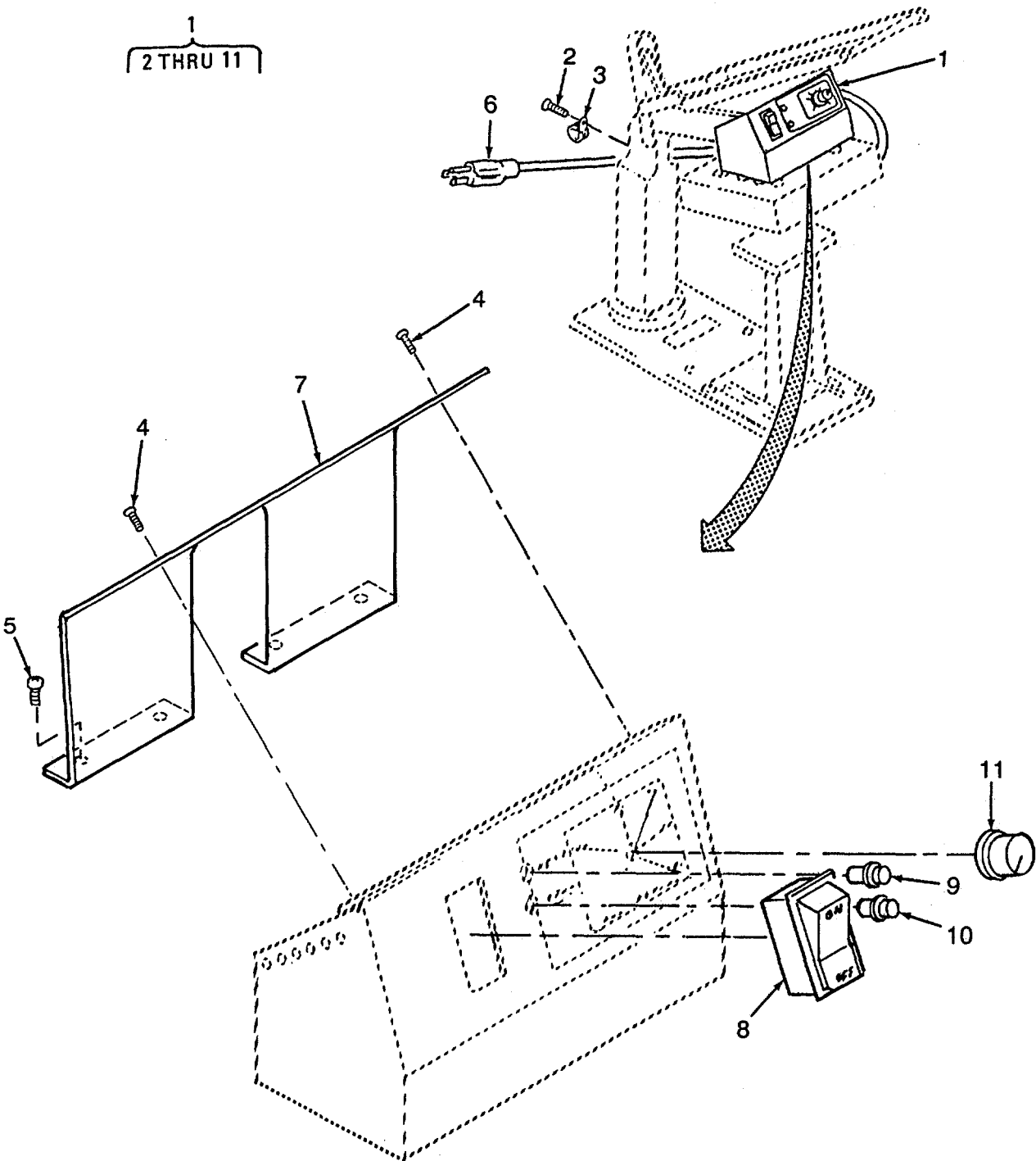


Figure 118. Heat Sealer Universal Console Assembly

SECTION II

TM 10-3530-207-24P

(1) ITEM NO	(2) SMR CODE	(3) CAGEC	(4) PART NUMBER	(5) DESCRIPTION AND USABLE ON CODES(UOC)	(6) QTY
GROUP 14 HEAT SEALER					
FIG. 118 HEAT SEALER UNIVERSAL CONSOLE ASSEMBLY					
1	XDOFF	34028	178S-UNIV CONSOL E	..UNIV CONSOLE	1
2	XDOZZ	34028	178S-SCREW CLAMP	..SCREW CLAMP.....	1
3	XDOZZ	34028	178S-CLAMP CORD	..CLAMP CORD.....	1
4	XDFZZ	34028	178S-SCREW, PANEL	..SCREW, PANEL	4
5	XDOZZ	34028	178S-SCREW, COVER	..SCREW, COVER	2
6	XDFZZ	34028	178S-CORD	..CORD, ELECTRICAL.....	1
7	XDFZZ	34028	178S-PANEL BACK CONSOLE	..PANEL, BACK CONSOLE	1
8	XDFZZ	34028	178S-CIRCUIT BRE AKER	..CIRCUIT BREAKER.....	1
9	XDFZZ	34028	178S-LIGHT RED	..LIGHT, RED	1
10	XDFZZ	34028	178S-LIGHT GREEN	..LIGHT, GREEN	1
11	XDOZZ	34028	178S-KNOB POTENT IO	..KNOB, POTENTIOMETER.....	

END OF FIGURE

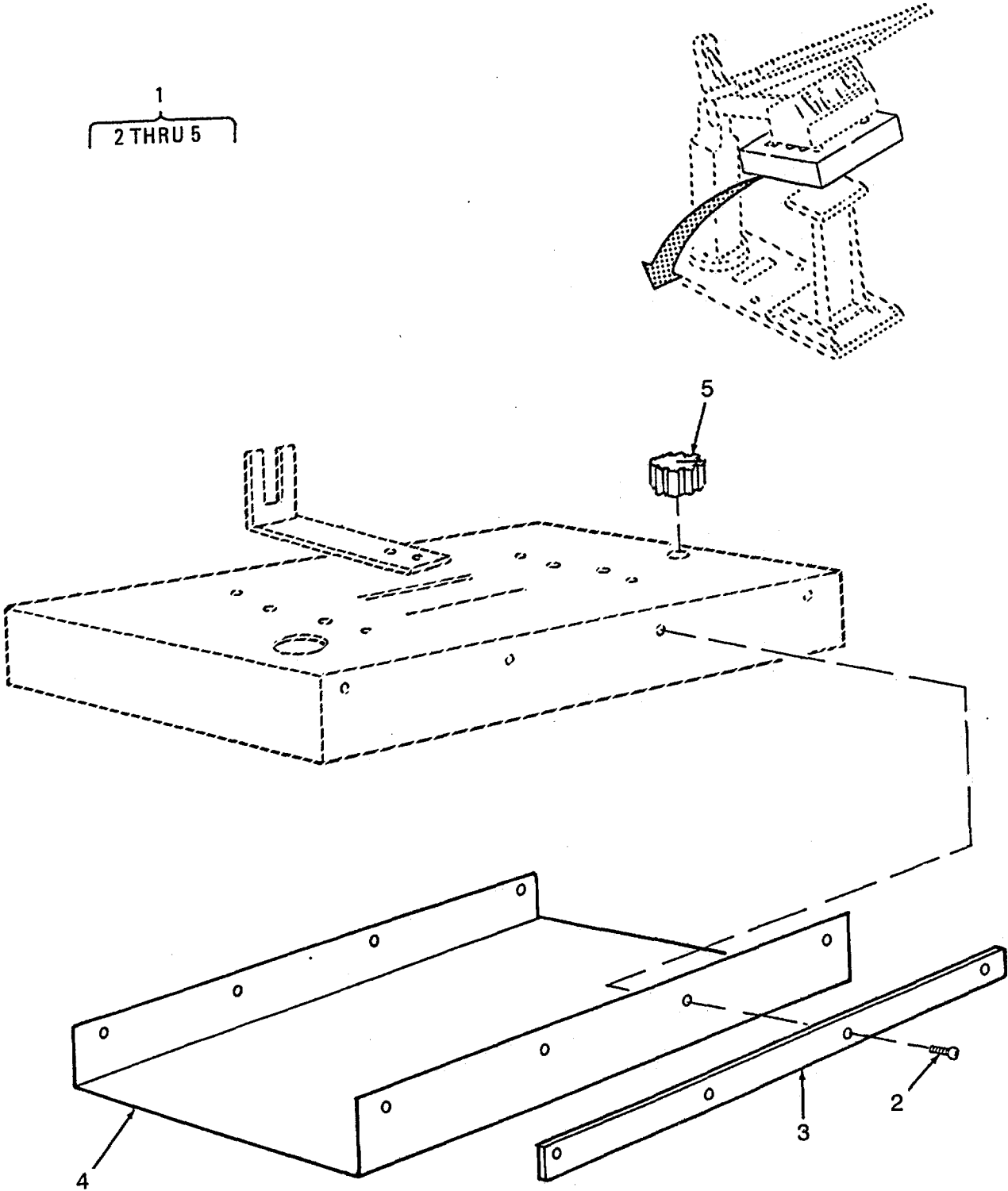


Figure 119. Heat Sealer Heater Block Assembly

SECTION II TM 10-3530-207-24P

(1) ITEM NO	(2) SMR CODE	(3) CAGEC	(4) PART NUMBER	(5) DESCRIPTION AND USABLE ON CODES(UOC)	(6) QTY
-------------------	--------------------	--------------	-----------------------	---	------------

GROUP 14 HEAT SEALER

FIG. 119 HEAT SEALER HEATER BLOCK ASSEMBLY

1	XDCOO	34028	178S-HEATER BLOC K ASSY	.HEATER BLOCK ASSY.....	1
2	XDOZZ	34028	178S-SCREW BAR W RAP	..SCREW, BAR WRAP	8
3	XDOZZ	34028	178S-BAR WRAP	..BAR WRAP	2
4	MFOZZ	34028	178S-TELFON WRAP	..TELFON WRAP MAKE FROM BULK P/N	1
				02205-1280-0000, CUT TO LG.....	
5	XDOZZ	96906	MS91528-162B	..KNOB, THERMOSTAT	1

END OF FIGURE

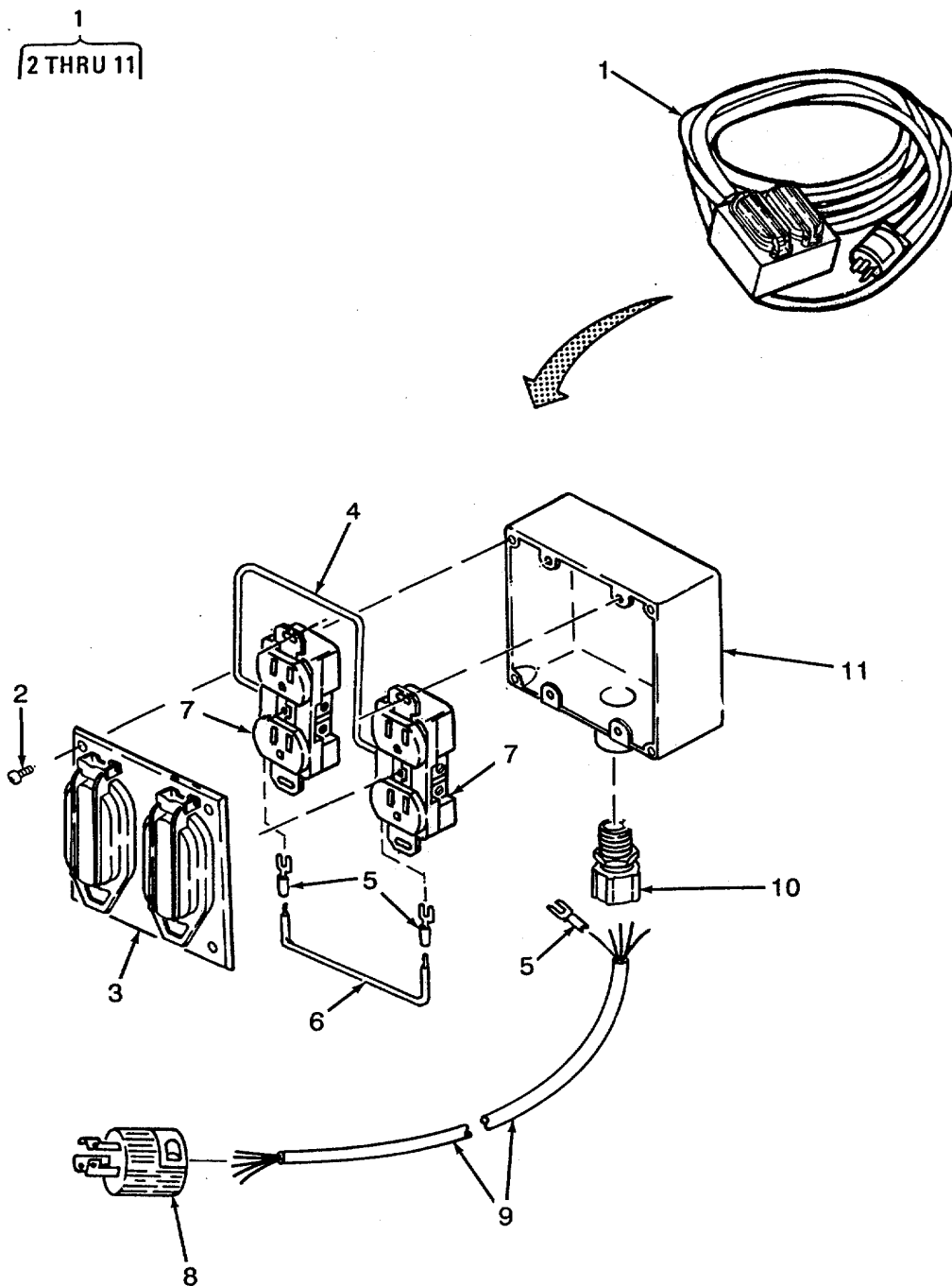


Figure 120. Distribution Box 1

SECTION II

TM 10-3530-207-24P

(1) ITEM NO	(2) SMR CODE	(3) CAGEC	(4) PART NUMBER	(5) DESCRIPTION AND USABLE ON CODES(UOC)	(6) QTY
-------------------	--------------------	--------------	-----------------------	---	------------

GROUP 15 DISTRIBUTION BOX ASSEMBLY

FIG. 120 DISTRIBUTION BOX 1

1	XDOFF	81337	6-1-9775-1	DISTRIBUTION BOX 1	1
2	XDOZZ	96906	MS24627-24	.SCREW, TAPPING	4
3	XDOZZ	90598	1-6-7158-1	.COVER, RECEPTACLE	1
4	MOOZZ	81337	6-1-9776-03	.WIRE WHITE, MAKE FROM BULK P/N	V
				M5086/1-12-9, CUT TO LG.....	
5	XDOZZ	95730	RC10-8F	.TERMINAL, LUG	3
6	MOOZZ	81337	6-1-9776-02	.WIRE WHITE/GREEN, MAKE FROM BULK P/ V	
				N M5086/1-12-95, CUT TO LG	
7	XDOZZ	74545	8200	RECEPTACLE.....	2
8	PAOZZ	81348	WC596/137-1	.CONNECTOR, PLUG, ELEC.....	1
9	MOOZZ	81337	6-1-9777	.CABLE MAKE FROM BULK P/N CO-	1
				05HGF(5/12)0740 CUT 300 IN LENGT	
10	XDOZZ	59730	2535	CONNECTOR	1
11	XDOZZ	28488	5341	.BOX, ELECTRICAL	1

END OF FIGURE

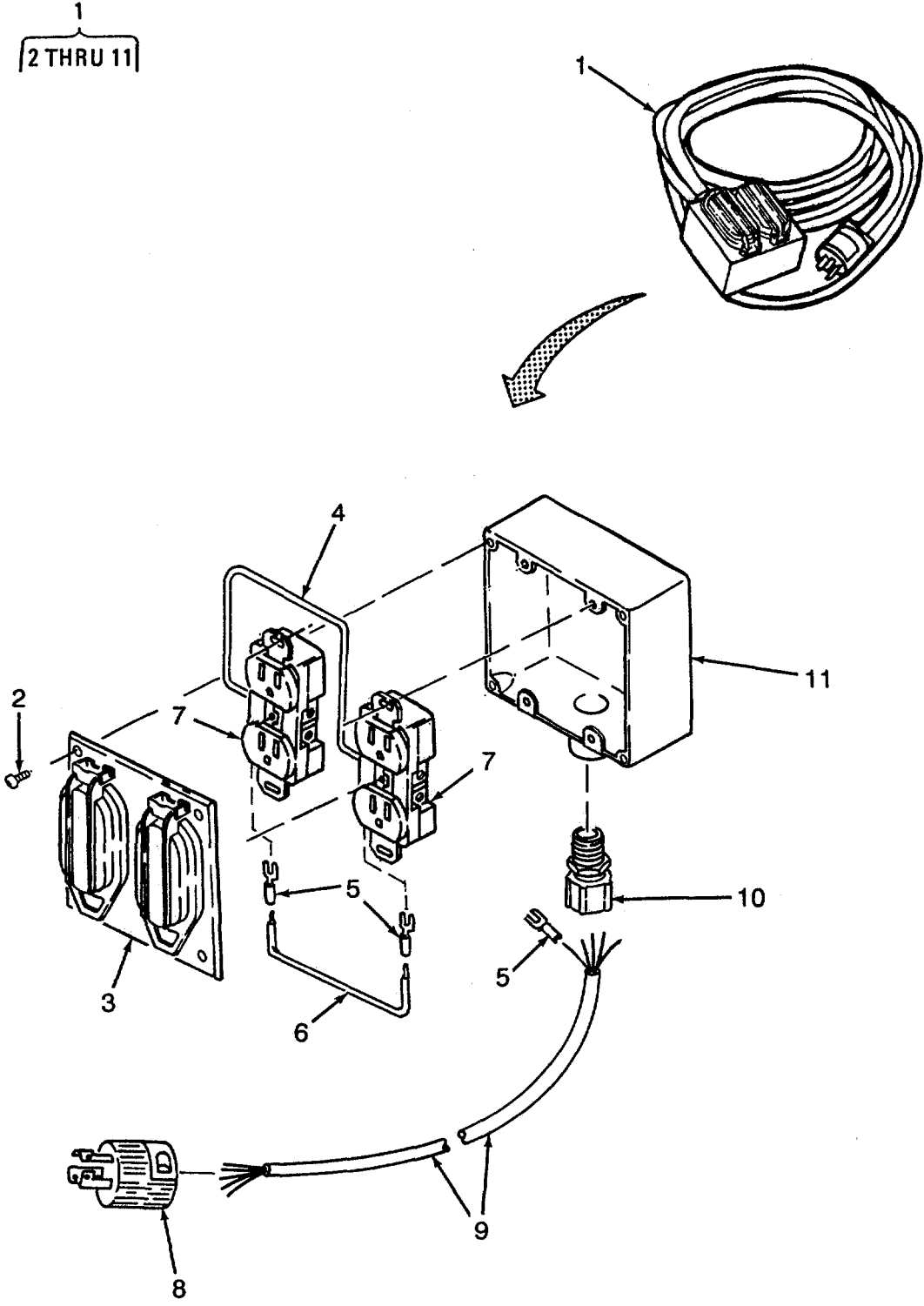


Figure 121. Distribution Box 2

SECTION II TM 10-3530-207-24P

(1) ITEM NO	(2) SMR CODE	(3) CAGEC	(4) PART NUMBER	(5) DESCRIPTION AND USABLE ON CODES(UOC)	(6) QTY
-------------------	--------------------	--------------	-----------------------	---	------------

GROUP 15 DISTRIBUTION BOX ASSEMBLY

FIG. 121 DISTRIBUTION BOX 2

1	XDOFF	81337	6-1-9775-2	DISTRIBUTION BOX 2.....	1
2	XDOZZ	96906	MS24627-24	.SCREW, TAPPING	4
3	XDOZZ	90598	1-6-7158-2	.COVER, RECEPTACLE	1
4	MOOZZ	81337	6-1-9776-03	.WIRE WHITE, MAKE FROM BULK P/N	V
				M5086/1-12-9, CUT TO LG.....	
5	XDOZZ	95730	RC10-8F	.TERMINAL, LUG	3
6	MOOZZ	81337	6-1-9776-02	.WIRE WHITE/GREEN, MAKE FROM BULK P/ V	
				N M5086/1-12-95, CUT TO LG	
7	XDOZZ	74545	8200	.RECEPTACLE.....	2
8	XDOZZ	74545	2511	.PLUG, MALE	1
9	MOOZZ	81337	6-1-9777	.CABLE MAKE FROM BULK P/N CO-	1
				05HGF (5/12)0740 CUT 300 IN LENGT	
10	XDOZZ	59730	2535	CONNECTOR	1
11	XDOZZ	28488	5341	.BOX, ELECTRICAL	1

END OF FIGURE

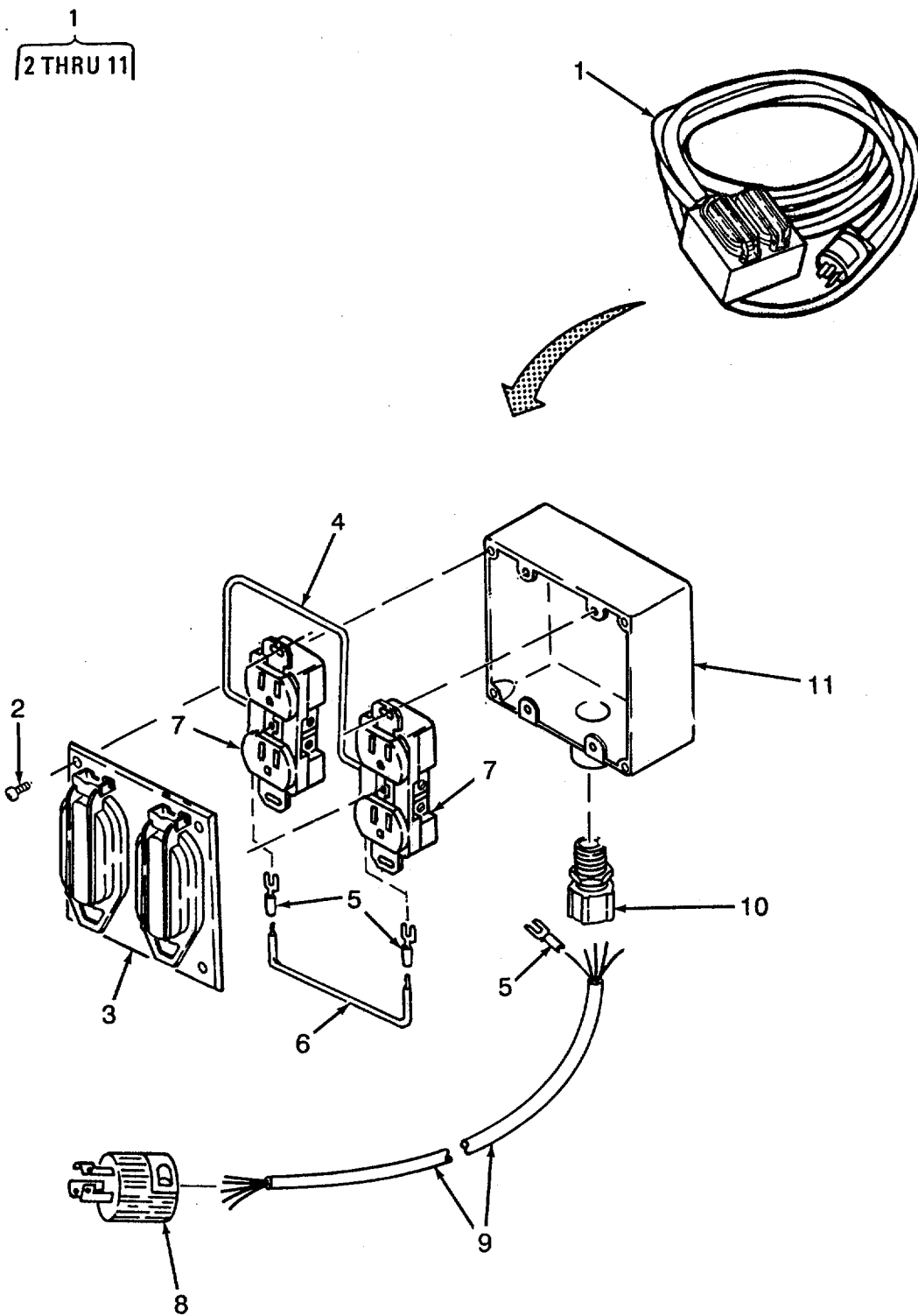


Figure 122. Distribution Box 3

SECTION II

TM 10-3530-207-24P

(1) ITEM NO	(2) SMR CODE	(3) CAGEC	(4) PART NUMBER	(5) DESCRIPTION AND USABLE ON CODES(UOC)	(6) QTY
-------------------	--------------------	--------------	-----------------------	---	------------

GROUP 15 DISTRIBUTION BOX ASSEMBLY

FIG. 122 DISTRIBUTION BOX 3

1	XDOFF	81337	6-1-9775-3	DISTRIBUTION BOX 3.....	1
2	XDOZZ	96906	MS24627-24	.SCREW, TAPPING	4
3	XDOZZ	90598	1-6-7158-3	.COVER, RECEPTACLE	1
4	MOOZZ	81337	6-1-9776-03	.WIRE WHITE, MAKE FROM BULK P/N.....	V
				M5086/1-12-9, CUT TO LG.....	
5	XDOZZ	95730	RC10-8F	.TERMINAL, LUG	3
6	MOOZZ	81337	6-1-9776-02	.WIRE WHITE/GREEN, MAKE FROM BULK P/.....	V
				N M5086/1-12-95, CUT TO LG	
7	XDOZZ	74545	8200	.RECEPTACLE	2
8	XDOZZ	74545	2511	.PLUG, MALE	1
9	MOOZZ	81337	6-1-9777	.CABLE MAKE FROM BULK P/N CO-.....	1
				05HGF (5/12) 0740 CUT 300 IN LENGT.....	
10	XDOZZ	59730	2535	.CONNECTOR	1
11	XDOZZ	28488	5341	.BOX, ELECTRICAL	1

END OF FIGURE

1
2 THRU 16

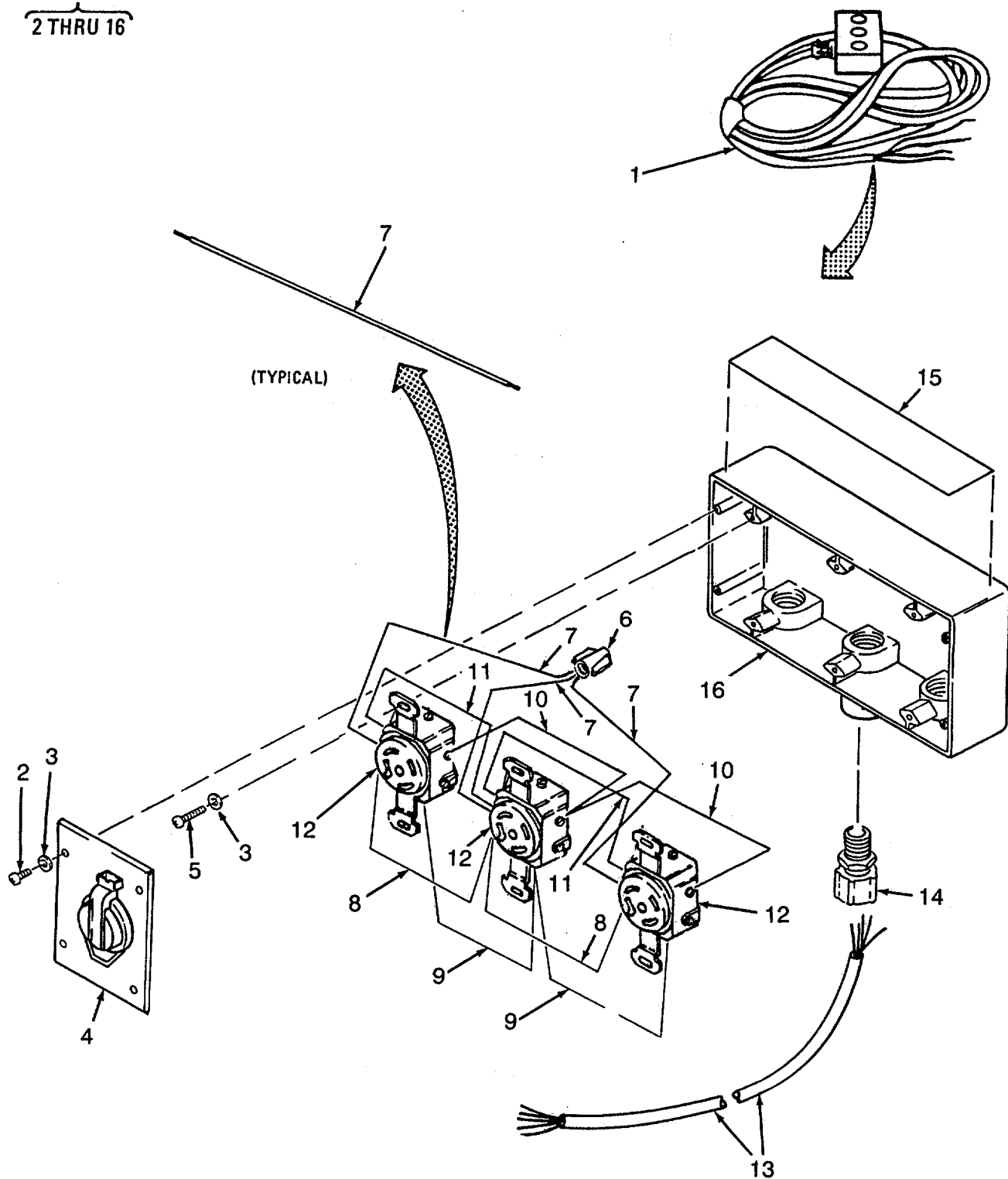


Figure 123. Power Box Assembly

SECTION II

TM 10-3530-207-24P

(1) ITEM NO	(2) SMR CODE	(3) CAGEC	(4) PART NUMBER	(5) DESCRIPTION AND USABLE ON CODES(UOC)	(6) QTY
GROUP 16 POWER BOX ASSEMBLY					
FIG. 123 POWER BOX ASSEMBLY					
1	XDOFF	81337	6-1-9779	POWER BOX ASSY.....	1
2	XDOZZ	96906	MS24629-26	.SCREW, MACHINE.....	12
3	XDOZZ	96906	MS27183-6	.WASHER, FLAT.....	18
4	XDOZZ	74545	7420	.COVER, CONDUIT OUTLE.....	3
5	XDOZZ	96906	MS35206-226	.SCREW, MACHINE.....	6
4	XDOZZ	30119	454	.WING-NUT.....	1
7	MOOZZ	81337	6-1-9779-11	.WIRE WHITE, MAKE FROM BULK P/N.....	V
				M5086/1-10-95, CUT TO LG.....	
8	MOOZZ	81337	6-1-9779-12	WIRE BLK STRIPE, MAKE FROM BULK P/ V	
				N M5086/1-10-92, CUT TO LG.....	
9	MOOZZ	81337	6-1-9779-15	WIRE RED STRIPE, MAKE FROM BULK P/ V	
				N M5086/1-10-90, CUT TO LG.....	
10	MOOZZ	81337	6-1-9779-	WIRE BLUE STRIPE, MAKE FROM BULK V	
				P/N M5086/1-10-9, CUT TO LG.....	
11	MOOZZ	81337	6-1-9779-14	WIRE GRN STRIPE, MAKE FROM BULK P/ V	
				N M5086/1-10-96, CUT TO LG.....	
12	XDOZZ	74545	2510-A	.RECEPTACLE.....	3
13	MOOZZ	81337	6-1-9781	.CABLE, ELECTRICAL MAKE FROM BULK P/.....	1
				N CO-05HGF(5/10)0950, CUT 300 IN LG.....	
14	XDOZZ	22421	2547	.BOX CONNECTOR, ELECT.....	1
15	XDOZZ	81337	6-1-9701	.PLATE, INSTRUCTION.....	1
16	XDOZZ	75282	3FDQ-C3	.BOX ELECTRICAL.....	1

END OF FIGURE

2
3 THRU 6

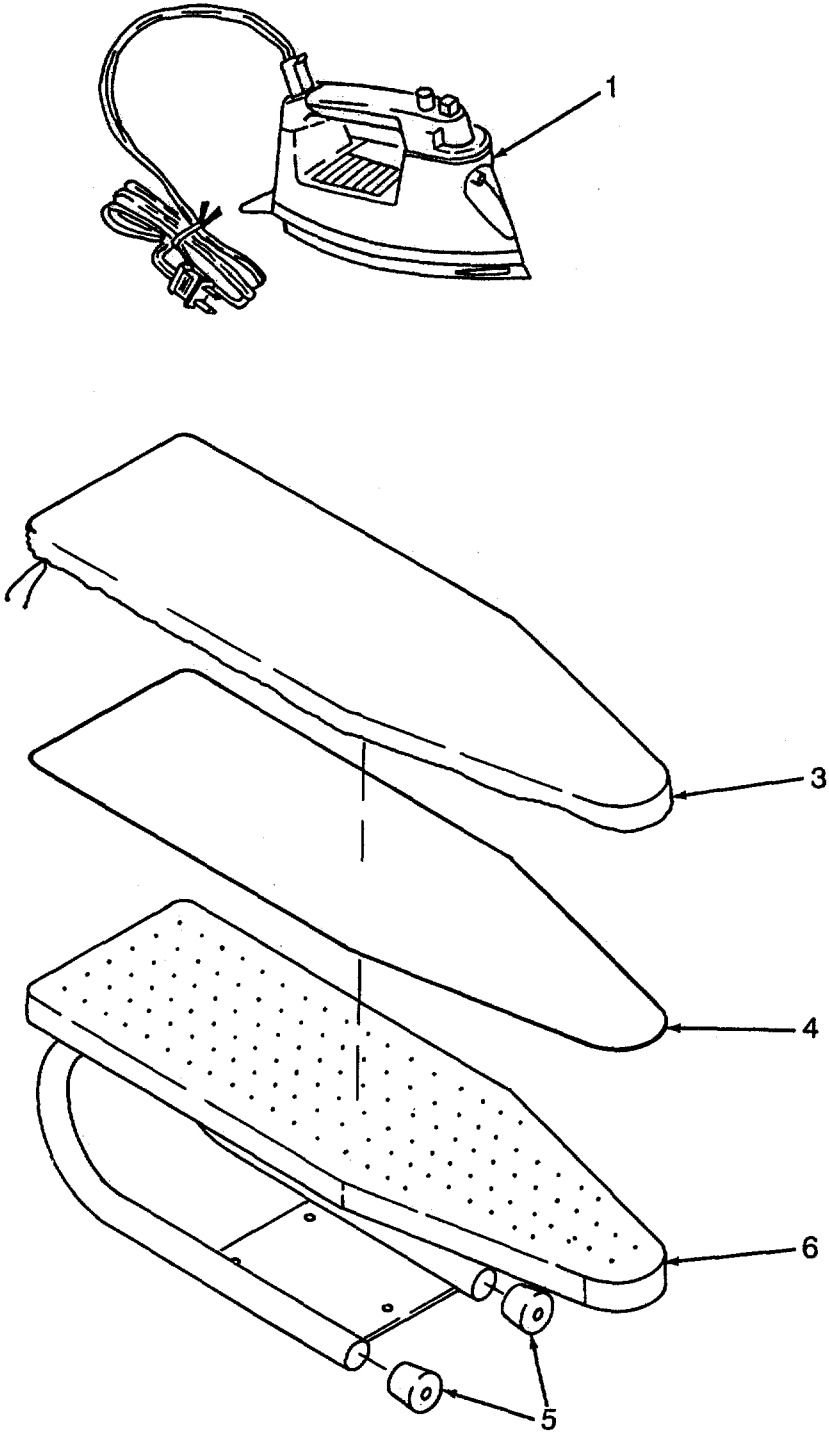


Figure 124. Iron and Ironing Board

SECTION II TM 10-3530-207-24P

(1)	(2)	(3)	(4)	(5)	(6)
ITEM	SMR		PART		
NO	CODE	CAGEC	NUMBER	DESCRIPTION AND USABLE ON CODES(UOC)	QTY

GROUP 17 IRON AND IRONING BOARD

FIG. 124 IRON AND IRONING BOARD

1	XDOZZ	8C244	F392	IRON, FLAT, HAND ELEC	1
2	XDOZZ	90598	6-1-9557-28	BOARD, IRONING ASSY	1
3	XDOZZ	90598	6-1-9557-28-3	.COVER, IRONING	1
4	XDOZZ	90598	6-1-9557-28-2	.PAD, IRONING	1
5	XDOZZ	90598	6-1-9557-28-5	.CAP	2
6	XDOZZ	90598	6-1-9557-28-1	.BOARD, IRONING	1

END OF FIGURE

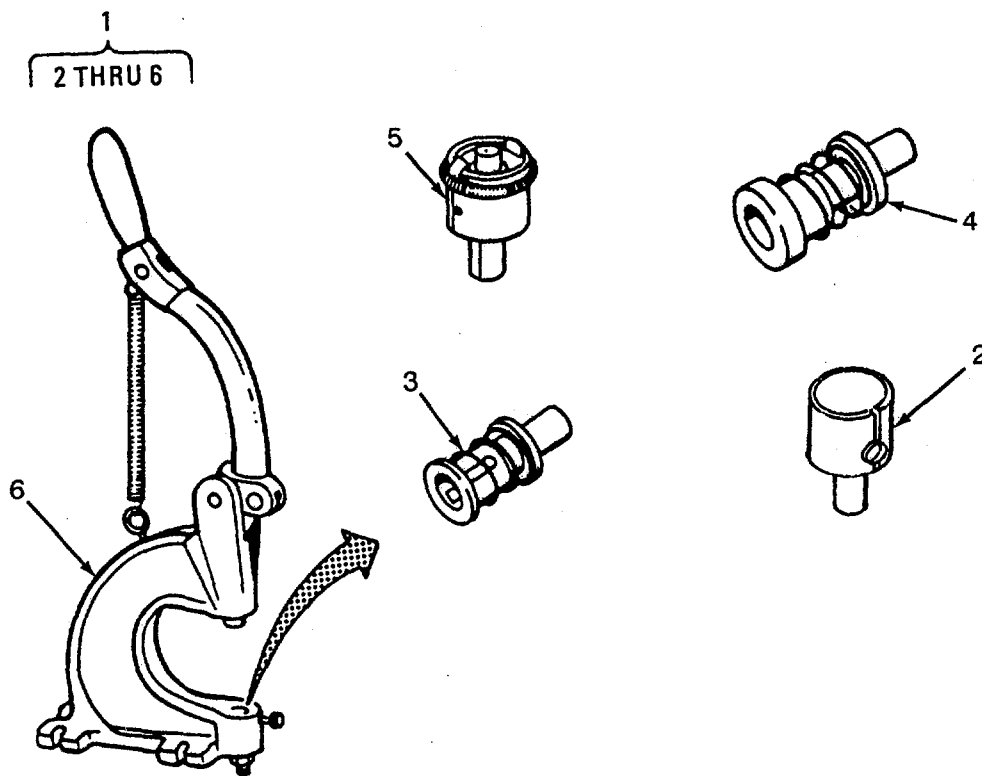


Figure 125. Hand Tack and Dies

SECTION II TM 10-3530-207-24P

(1)	(2)	(3)	(4)	(5)	(6)
ITEM	SMR		PART		
NO	CODE	CAGEC	NUMBER	DESCRIPTION AND USABLE ON CODES(UOC)	QTY

GROUP 18 HAND TACK AND DIES

FIG. 125 HAND TACK AND DIES

1	XDOOO	90598	6-1-9557-29	HAND TACK, BUTTON	1
2	XDOZZ	65051	2727	.DIE, UPPER OPEN	1
3	XDOZZ	65051	312	.DIE, LOWER BUTTON.....	1
4	XDOZZ	65051	351	.DIE, LOWER	1
5	XDOZZ	65051	3032	.DIE, UPPER CLOSED.....	1
6	XDOZZ	65051	MODEL AE	.HAND, TACK MACHINE.....	1

END OF FIGURE

1
2 THRU 14

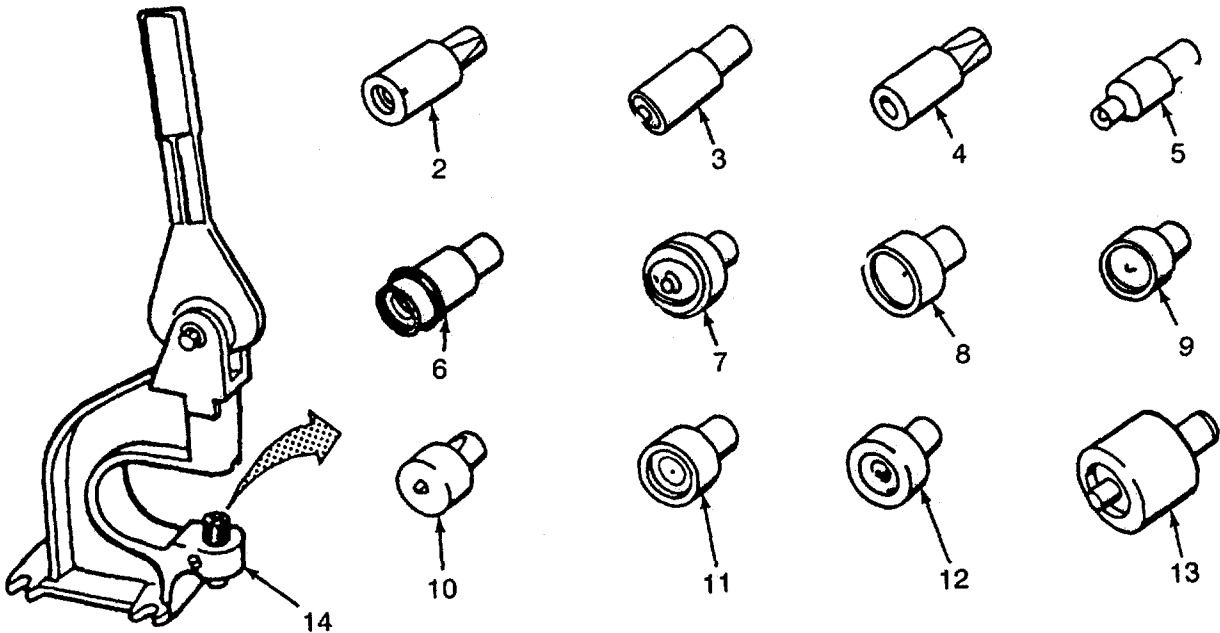


Figure 126. Grommet Press and Dies

SECTION II

TM 10-3530-207-24P

(1) ITEM NO	(2) SMR CODE	(3) CAGEC	(4) PART NUMBER	(5) DESCRIPTION AND USABLE ON CODES(UOC)	(6) QTY
-------------------	--------------------	--------------	-----------------------	---	------------

GROUP 19 GROMMET PRESS AND DIES

FIG. 126 GROMMET PRESS AND DIES

1	XDOOO	90598	6-1-9557-30	GROMMET PRESS ASSY	1
2	XDOZZ	61864	1486	.PUNCH, STUD FASTENER	1
3	XDOZZ	61864	1580	.CHUCK, SOCKET	1
4	XDOZZ	61864	9219	.CHUCK, STUD	1
5	XDOZZ	61864	9323	PUNCH.....	1
6	XDOZZ	61864	9447	.CHUCK, STUD	1
7	XDOZZ	13940	9470	.CHUCK.....	1
8	XDOZZ	61864	1483	.DIE, CARR FASTENER B	1
9	XDOZZ	61864	1488	.DIE-CARR FASTENER E	1
10	XDOZZ	61864	1587	.DIE, EYELET.....	1
11	XDOZZ	61864	9182	DIE	1
12	XDOZZ	61864	9454	.DIE, WASHER, FASTENER.....	1
13	XDOZZ	61864	9471	.DIE, CLINCH PLATE	1
14	XDOZZ	83058	M369	.PRESS, GROMMET.....	1

END OF FIGURE

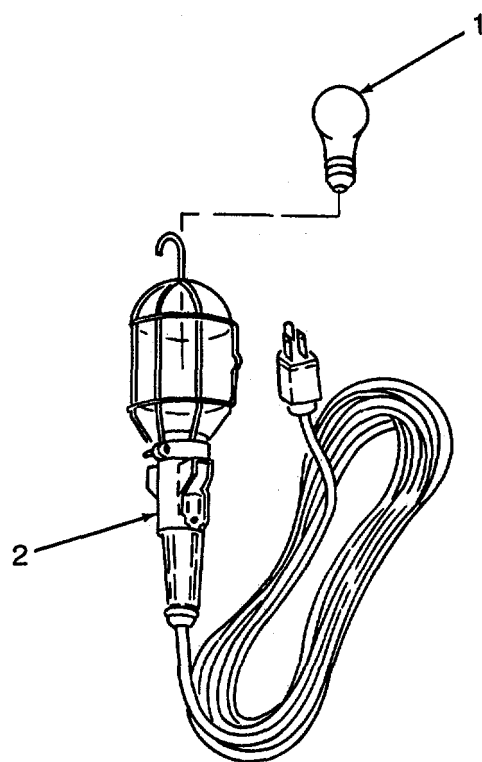


Figure 127. Lamp and Trouble Light

SECTION II

TM 10-3530-207-24P

(1) ITEM NO	(2) SMR CODE	(3) CAGEC	(4) PART NUMBER	(5) DESCRIPTION AND USABLE ON CODES(UOC)	(6) QTY
-------------------	--------------------	--------------	-----------------------	---	------------

GROUP 20 LAMP AND TROUBLE LIGHT

FIG. 127 LAMP AND TROUBLE LIGHT

1	XDOZZ	73332	A-21	LAMP, INCANDESCENT	4
2	XDOZZ	IG601	05557	TROUBLE-LITE 25 FT.....	4

END OF FIGURE

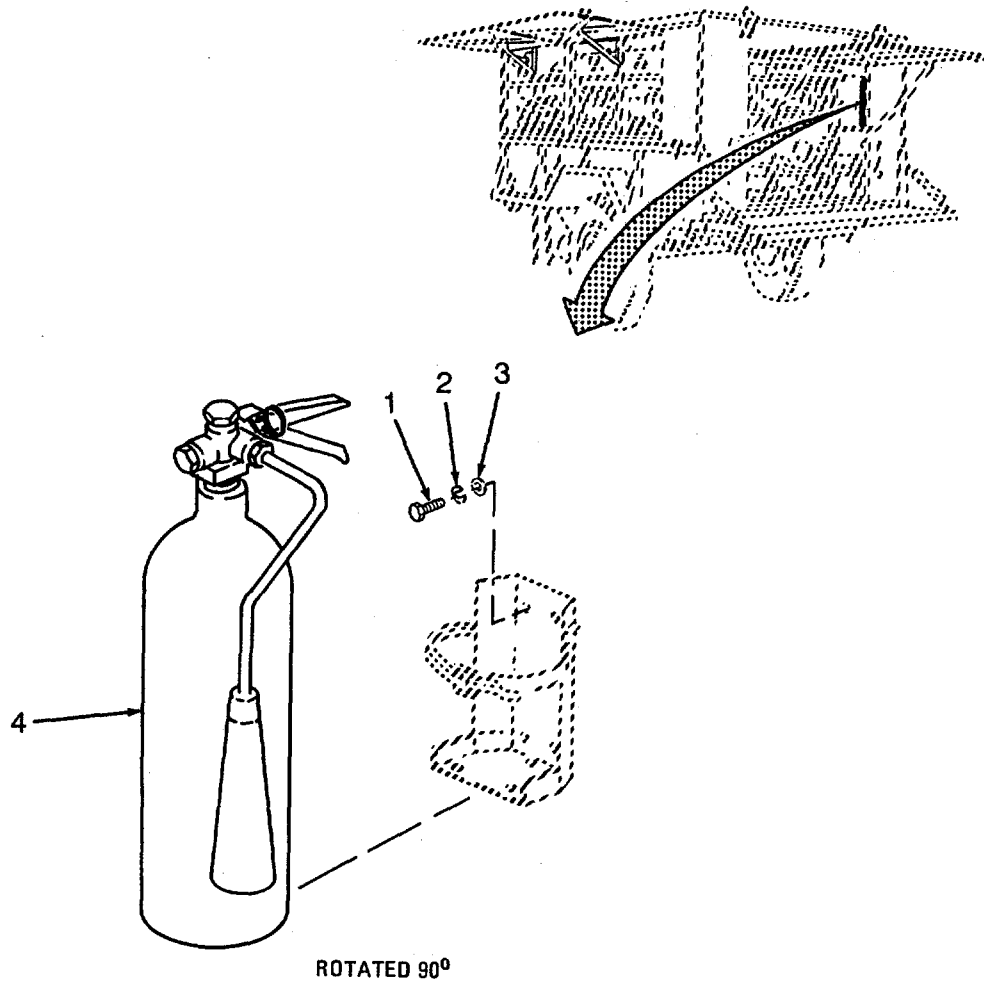


Figure 128. Fire Extinguisher

SECTION II TM 10-3530-207-24P

(1) ITEM NO	(2) SMR CODE	(3) CAGEC	(4) PART NUMBER	(5) DESCRIPTION AND USABLE ON CODES(UOC)	(6) QTY
-------------------	--------------------	--------------	-----------------------	---	------------

GROUP 21 FIRE EXTINGUISHER

FIG. 128 FIRE EXTINGUISHER

1	XDOZZ	96906	MS90725-36	BOLT, MACHINE.....	4
2	XDOZZ	96906	MS35338-45	WASHER, LOCK.....	4
3	XDOZZ	96906	MS27183-12	WASHER, FLAT.....	4
4	XDOZZ	5N346	79424	FIRE EXTINGUISHER WITH BRACKET	1

END OF FIGURE

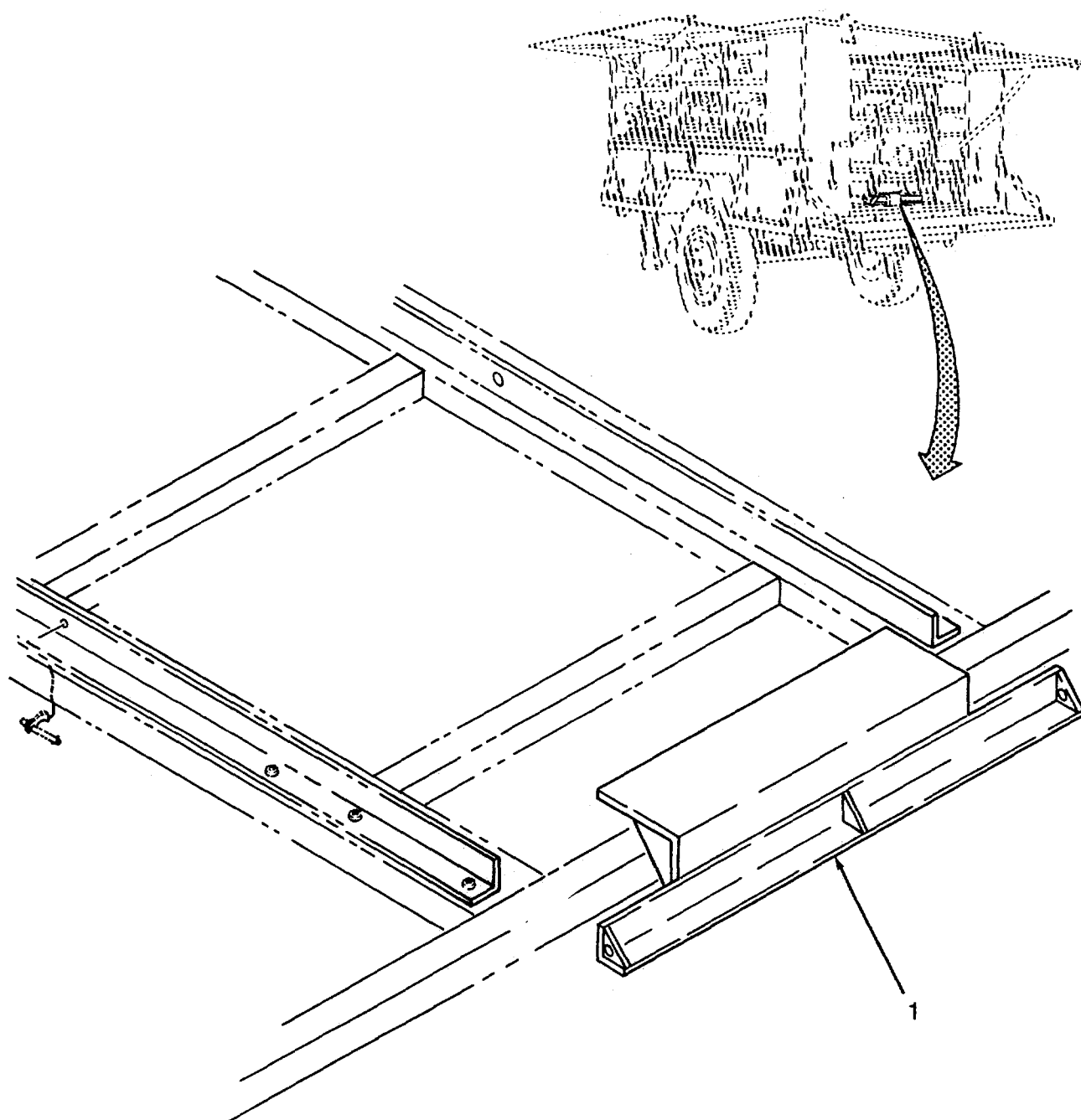


Figure 129. Generator Clamp Assembly

SECTION II TM10-3530-207-24P

(1) ITEM NO	(2) SMR CODE	(3) CAGEC	(4) PART NUMBER	(5) DESCRIPTION AND USABLE ON CODES(UOC)	(6) QTY
-------------------	--------------------	--------------	-----------------------	---	------------

GROUP 22 GENERATOR CLAMP ASSEMBLY

FIG. 129 GENERATOR CLAMP ASSEMBLY

1	XDOZZ	81337	6-1-8925	CLAMP, GENERATOR	1
---	-------	-------	----------	------------------------	---

END OF FIGURE

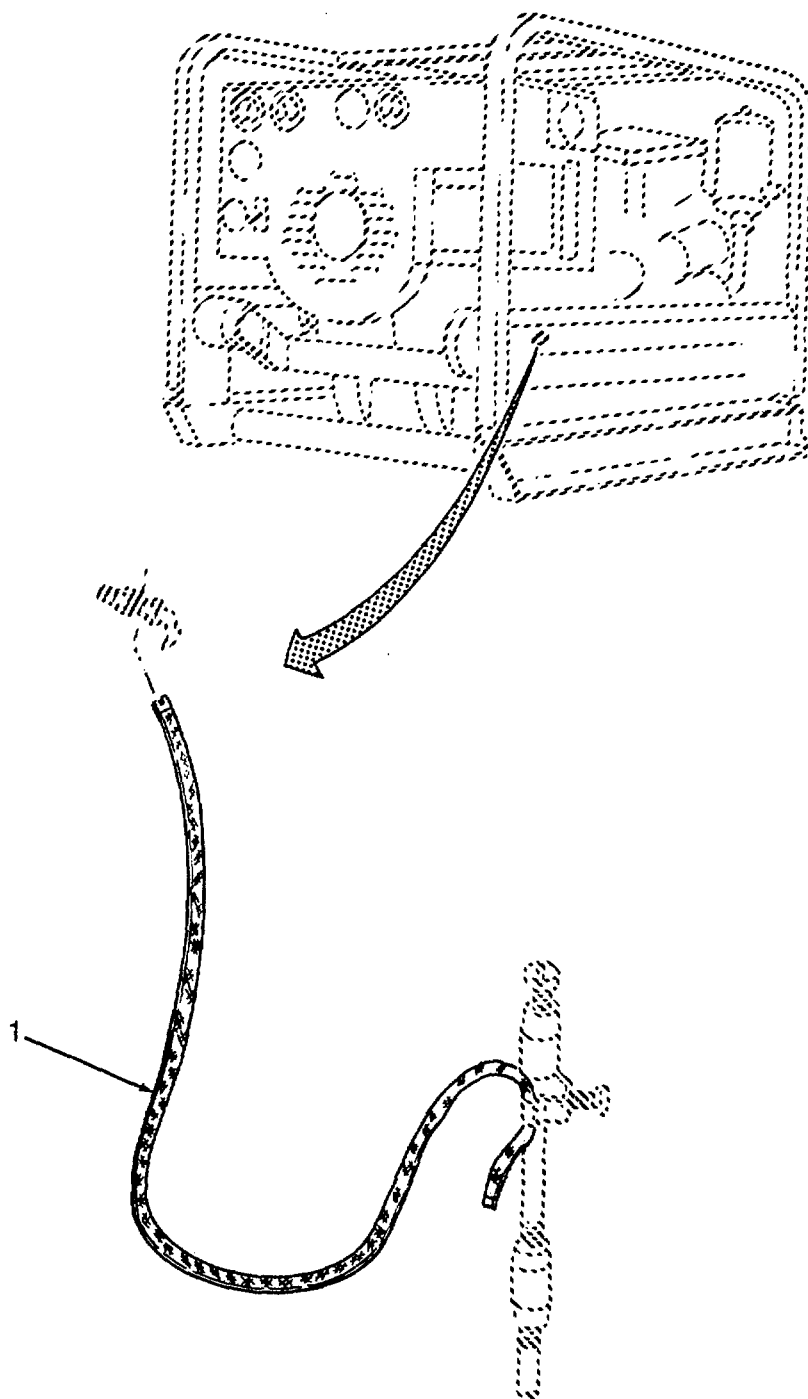


Figure 130. Ground Wire

SECTION II TM10-3530-207-24P

(1) ITEM NO	(2) SMR CODE	(3) CAGEC	(4) PART NUMBER	(5) DESCRIPTION AND USABLE ON CODES(UOC)	(6) QTY
-------------------	--------------------	--------------	-----------------------	---	------------

GROUP 23 GROUND WIRE

FIG. 130 GROUND WIRE

1	MOOZZ	81337	6-1-9557-36	GROUND WIRE, BRAIDED MAKE FROM BULK P/N MS0861/1-109, CUT 20 FT LG	V
---	-------	-------	-------------	---	---

END OF FIGURE

SECTION II

TM10-3530-207-24P

(1) ITEM NO	(2) SMR CODE	(3) CAGEC	(4) PART NUMBER	(5) DESCRIPTION AND USABLE ON CODES(UOC)	(6) QTY
GROUP 24 BULK MATERIALS					
FIG. BULK MATERIALS					
1	PAOZZ	81349	CO-05HGF(5/12)07 40	CABLE, POWER ELECTRI	V
2	PAOZZ	81348	C-F-206 TYP I 12 R3	FELT	V
3	PAOZZ	54379	NX-504B1	GASKET	V
4	PAOZZ	96906	MS35823-6A	HINGE, BUTT	V
5	PAOZZ	84450	R10470-3/8-MD-GR AY	RUBBER, SILICONE 3/8 THICK, MEDIUM	V
6	PAOZZ	0TW18	02205-1280-0000	TELFON CLOTH.....	V
7	PAOZZ	0G8T2	1W673	WIRE.....	V
8	PAOZZ	81349	M5086/1-10-96	WIRE BLUE STRIPE	V
9	PAOZZ	81349	M5086/1-10-90	WIRE BLACK STRIPE	V
10	PAOZZ	81349	M5086/1-10-9	WIRE, ELECTRICAL	V
11	PAOZZ	81349	M5086/1-12-9	WIRE, ELECTRICAL.....	V
12	PAOZZ	81349	M5086/1-10-95	WIRE GREEN STRIPE.....	V
13	PAOZZ	81349	M5086/1-10-92	WIRE RED STRIPE	V
14	PAOZZ	81349	M5086/1-12-95	WIRE WHITE/GREEN	V

END OF FIGURE

SECTION III

TM 10-3530-207-24P

SPECIAL TOOLS
NOT APPLICABLE

CROSS-REFERENCE INDEXES

STOCK NUMBER	NATIONAL STOCK NUMBER INDEX		STOCK NUMBER	FIG.	ITEM
	FIG.	ITEM			
6145-00-003-9527	BULK	10			
2330-00-141-8050	1	1			
6145-00-578-7521	BULK	11			
5305-00-912-4833	31	1			
	103	4			
9390-00-925-6892	BULK	3			
6240-00-940-7090	28	1			
	53	1			
	81	1			
2590-01-026-4179	2	1			
5340-01-053-7127	BULK	4			
5935-01-136-4017	120	8			

CROSS-REFERENCE INDEXES

CAGEC	PART NUMBER	PART NUMBER INDEX STOCK NUMBER	FIG.	ITEM
73332	A-21		127	1
07707	AD64H		9	13
			10	13
			11	13
			12	13
			109	5
			110	5
			111	5
			112	5
07707	AD86H		9	15
			10	15
			11	15
			12	15
90338	AS-10-36		45	3
90338	AS-10-44		44	11
84256	BLNC8-10-L6		25	4
			25	8
84256	BLNC8-31-L6		24	12
74545	BR-15		42	11
			70	11
			105	15
80204	B1821BH038C125N		14	7
			14	13
81348	C-F-206 TYP I 12 R3		BULK	2
00513	CHF031		113	1
99862	CL24SHS		24	1
90338	CN3115R		31	4
90338	CN3115R-1-1		32	51
90338	CN3115R-1-10		32	40
90338	CN3115R-1-11		32	36
90338	CN3115R-1-12		32	39
90338	CN3115R-1-13		32	38
90338	CN3115R-1-14		32	37
90338	CN3115R-1-15		32	35
90338	CN3115R-1-16		32	31
90338	CN3115R-1-17		32	34
90338	CN3115R-1-18		32	26
90338	CN3115R-1-19		32	25
90338	CN3115R-1-2		32	50
90338	CN3115R-1-20		32	24
90338	CN3115R-1-21		32	33
90338	CN3115R-1-22		32	2
90338	CN3115R-1-23		32	1
90338	CN3115R-1-25		32	23
90338	CN3115R-1-26		32	10
90338	CN3115R-1-27		32	12
90338	CN3115R-1-28		32	11
90338	CN3115R-1-29		32	4
90338	CN3115R-1-3		32	48
90338	CN3115R-1-30		32	3

CROSS-REFERENCE INDEXES

CAGEC	PART NUMBER	PART NUMBER INDEX STOCK NUMBER	FIG.	ITEM
90338	CN3115R-1-31		32	6
90338	CN3115R-1-32		32	5
90338	CN3115R-1-33		32	9
90338	CN3115R-1-34		32	7
90338	CN3115R-1-35		32	8
90338	CN3115R-1-36		32	14
90338	CN3115R-1-37		32	22
90338	CN3115R-1-38		32	21
90338	CN3115R-1-39		32	20
90338	CN3115R-1-4		32	47
90338	CN3115R-1-40		32	19
90338	CN3115R-1-41		32	18
90338	CN3115R-1-42		32	17
90338	CN3115R-1-43		32	16
90338	CN3115R-1-44		32	15
90338	CN3115R-1-45		32	13
90338	CN3115R-1-48		32	46
90338	CN3115R-1-49		32	45
90338	CN3115R-1-5		32	49
90338	CN3115R-1-50		32	44
90338	CN3115R-1-51		32	43
90338	CN3115R-1-52		32	42
90338	CN3115R-1-54		32	41
90338	CN3115R-1-56		32	32
90338	CN3115R-1-6		32	28
90338	CN3115R-1-7		32	27
90338	CN3115R-1-8		32	30
90338	CN3115R-1-9		32	29
90338	CN3115R-2-1		33	23
90338	CN3115R-2-10		33	20
90338	CN3115R-2-11		33	19
90338	CN3115R-2-12		33	18
90338	CN3115R-2-13		33	16
90338	CN3115R-2-14		33	14
90338	CN3115R-2-15		33	8
90338	CN3115R-2-16		33	17
90338	CN3115R-2-17		33	7
90338	CN3115R-2-18		33	6
90338	CN3115R-2-19		33	5
90338	CN3115R-2-2		33	22
90338	CN3115R-2-20		33	1
90338	CN3115R-2-21		33	4
90338	CN3115R-2-22		33	3
90338	CN3115R-2-23		33	2
90338	CN3115R-2-24		33	27
90338	CN3115R-2-25		33	26
90338	CN3115R-2-26		33	24
90338	CN3115R-2-27		33	25
90338	CN3115R-2-3		33	21
90338	CN3115R-2-4		33	15
90338	CN3115R-2-5		33	12

CROSS-REFERENCE INDEXES

CAGEC	PART NUMBER	PART NUMBER INDEX STOCK NUMBER	FIG.	ITEM
90338	CN3115R-2-6		33	13
90338	CN3115R-2-7		33	11
90338	CN3115R-2-8		33	10
90338	CN3115R-2-9		33	9
90338	CN3115R-3-1		34	18
90338	CN3115R-3-10		34	13
90338	CN3115R-3-11		34	12
90338	CN3115R-3-12		34	15
90338	CN3115R-3-13		34	9
90338	CN3115R-3-14		34	8
90338	CN3115R-3-2		34	21
90338	CN3115R-3-21		34	4
90338	CN3115R-3-22		34	3
90338	CN3115R-3-3		34	17
90338	CN3115R-3-4		34	16
90338	CN3115R-3-5		34	20
90338	CN3115R-3-6		34	19
90338	CN3115R-3-7		34	11
90338	CN3115R-3-8		34	14
90338	CN3115R-3-9		34	10
90338	CN3115R-4-1		36	19
90338	CN3115R-4-10		36	2
90338	CN3115R-4-11		36	1
90338	CN3115R-4-12		36	12
90338	CN3115R-4-13		36	9
90338	CN3115R-4-14		36	8
90338	CN3115R-4-15		36	11
90338	CN3115R-4-16		36	10
90338	CN3115R-4-17		36	16
90338	CN3115R-4-18		36	15
90338	CN3115R-4-19		36	14
90338	CN3115R-4-2		36	18
90338	CN3115R-4-20		36	17
90338	CN3115R-4-3		36	20
90338	CN3115R-4-4		36	5
90338	CN3115R-4-5		36	7
90338	CN3115R-4-6		36	6
90338	CN3115R-4-7		36	4
90338	CN3115R-4-8		36	3
90338	CN3115R-4-9		36	13
90338	CN3115R-5-1		35	2
90338	CN3115R-5-10		35	20
90338	CN3115R-5-11		35	19
90338	CN3115R-5-12		35	18
90338	CN3115R-5-13		35	17
90338	CN3115R-5-14		35	14
90338	CN3115R-5-15		35	13
90338	CN3115R-5-16		35	15
90338	CN3115R-5-17		35	12
90338	CN3115R-5-18		35	11
90338	CN3115R-5-19		35	10

CROSS-REFERENCE INDEXES

CAGEC	PART NUMBER	PART NUMBER INDEX STOCK NUMBER	FIG.	ITEM
90338	CN3115R-5-2		35	5
90338	CN3115R-5-20		35	9
90338	CN3115R-5-21		35	7
90338	CN3115R-5-22		35	6
90338	CN3115R-5-23		35	16
90338	CN3115R-5-24		35	8
90338	CN3115R-5-3		35	1
90338	CN3115R-5-4		35	3
90338	CN3115R-5-5		35	4
90338	CN3115R-5-6		35	24
90338	CN3115R-5-7		35	23
90338	CN3115R-5-8		35	22
90338	CN3115R-5-9		35	21
90338	CN3115R-6-1		37	25
90338	CN3115R-6-10		37	11
90338	CN3115R-6-11		37	10
90338	CN3115R-6-12		37	9
90338	CN3115R-6-13		37	19
90338	CN3115R-6-14		37	18
90338	CN3115R-6-15		37	17
90338	CN3115R-6-16		37	15
90338	CN3115R-6-17		37	16
90338	CN3115R-6-18		37	14
90338	CN3115R-6-19		37	7
90338	CN3115R-6-2		37	24
90338	CN3115R-6-20		37	6
90338	CN3115R-6-21		37	8
90338	CN3115R-6-22		37	5
90338	CN3115R-6-23		37	2
90338	CN3115R-6-24		37	1
90338	CN3115R-6-25		37	3
90338	CN3115R-6-26		37	4
90338	CN3115R-6-27		37	28
90338	CN3115R-6-28		37	27
90338	CN3115R-6-3		37	23
90338	CN3115R-6-4		37	21
90338	CN3115R-6-5		37	22
90338	CN3115R-6-6		37	26
90338	CN3115R-6-7		37	20
90338	CN3115R-6-8		37	13
90338	CN3115R-6-9		37	12
90338	CN3115R-7		40	2
90338	CN3115R-8		41	1
90338	CN3115R-8-1		41	3
90338	CN3115R-8-10		39	6
90338	CN3115R-8-11		39	5
90338	CN3115R-8-12		41	2
90338	CN3115R-8-13		39	3
90338	CN3115R-8-14		39	2
90338	CN3115R-8-15		39	1
90338	CN3115R-8-2		41	11

CROSS-REFERENCE INDEXES

CAGEC	PART NUMBER	PART NUMBER INDEX STOCK NUMBER	FIG.	ITEM
90338	CN3115R-8-3		41	9
90338	CN3115R-8-4		41	8
90338	CN3115R-8-5		41	7
90338	CN3115R-8-6		41	4
90338	CN3115R-8-7		41	6
90338	CN3115R-8-8		41	5
90338	CN3115R-8-9		41	10
81349	CO-05HGF(5/12)07 40		BULK	1
90338	COIL3362		105	18
3E060	D-4S		30	8
8C244	F392		124	1
90338	HS-A-CS47		43	1
			71	1
			106	1
90338	HS-A-33		107	7
90338	HS-A-34		107	3
90338	HS-A-35		107	1
90338	HS-A-36		107	2
90338	HS-A-37		107	5
90338	HS-A-38		107	4
90338	HS-A-39		105	5
90338	HS-A-40		107	6
90338	HS-A-41		105	4
90338	HS-A-42		105	3
90338	HS-A-43		105	2
90338	HS-A-44		106	8
90338	HS-A-45		106	7
90338	HS-A-46		106	9
90338	HS-A-47		43	6
			71	6
			106	6
90338	HS-A-47-1		43	4
			71	4
			106	4
90338	HS-A-47-2		43	5
			71	5
			106	5
90338	HS-A-47-3		43	2
			71	2
			106	2
90338	HS-A-47-4		43	3
			71	3
			106	3
90338	HS-A-51		105	17
90338	HS-10-29		46	6
			74	6
90338	HS-10-31		45	2
			46	2
			73	2
			74	2

CROSS-REFERENCE INDEXES

CAGEC	PART NUMBER	PART NUMBER INDEX STOCK NUMBER	FIG.	ITEM
90338	HS-10-32		45	1
			46	1
			73	1
			74	1
90338	HS-10-33		46	5
			74	5
90338	HS-10-34		46	3
			74	3
90338	HS-10-35		46	4
			74	4
90338	HS-10-36		73	3
90338	HS-10-37		45	8
			73	8
90338	HS-10-37-4		45	4
			73	4
90338	HS-10-38		45	6
			73	6
90338	HS-10-38-1		45	5
			73	5
90338	HS-10-39		43	10
			71	10
90338	HS-10-40		45	7
			73	7
90338	HS-10-41		45	13
			73	13
90338	HS-10-42		44	12
			72	12
90338	HS-10-43		44	10
			72	10
90338	HS-10-44		72	11
90338	HS-10-45		45	12
			73	12
90338	HS-10-46		45	9
			73	9
90338	HS-10-47		45	10
			73	10
90338	HS-10-48		44	6
			45	11
			72	6
90338	HS-10-49		73	11
			44	9
90338	HS-10-50		72	9
			44	8
90338	HS-10-51		72	8
			44	7
90338	HS-10-54		72	7
			44	5
90338	HS-10-55		72	5
			44	2
90338	HS-10-56		72	2
			44	3

CROSS-REFERENCE INDEXES

CAGEC	PART NUMBER	PART NUMBER INDEX STOCK NUMBER	FIG.	ITEM
90338	HS-10-56		72	3
90338	HS-10-57		44	4
			72	4
90338	HS-10-58		44	1
			72	1
90338	HS-10-59		43	7
			71	7
90338	HS-10-59-1		43	8
			71	8
90338	HS-10-60		47	7
			75	7
90338	HS-10-61		47	5
			75	5
90338	HS-10-62		47	4
			75	4
90338	HS-10-63		47	3
			75	3
90338	HS-10-64		47	1
			75	1
90338	HS-10-65		47	2
			75	2
90338	HS-10-66		47	6
			75	6
90338	HS-10-67		42	5
			70	5
90338	HS-10-68		42	4
			70	4
90338	HS-10-69		42	3
			70	3
90338	HS-10-70		42	2
			70	2
90338	HS-10-71		43	9
			71	9
90338	HS-10-8		46	7
			74	7
90338	HS-10-82		42	14
			70	14
90598	MFG0670-1		24	15
			51	12
90598	MFG0670-2		24	16
			79	10
90598	MFG0670-3		24	17
			26	11
90338	MOCO1L3362		107	8
65051	MODEL AE		125	6
34028	MODEL 178S		116	1
90338	MO10C1L507F		48	1
			76	1
96906	MS15001-1		2	11
96906	MS15795-413		114	10
			115	10

CROSS-REFERENCE INDEXES

CAGEC	PART NUMBER	PART NUMBER INDEX STOCK NUMBER	FIG.	ITEM
96906	MS15795-810		114	7
			115	7
96906	MS15795-811		38	2
			67	2
96906	MS15795-818		5	2
96906	MS16228-8C		5	1
96906	MS20426B6-8		9	2
			10	2
			11	2
			12	2
			15	2
96906	MS21313-162		6	4
96906	MS24627-24		120	2
			121	2
			122	2
96906	MS24629-26		123	2
96906	MS27040-11		50	2
			50	16
			78	2
			78	16
			108	2
			108	16
96906	MS27130-CR135		23	2
96906	MS27130-CR139		25	11
96906	MS27183-11		50	4
			50	17
			78	4
			78	17
			108	4
			108	17
96906	MS27183-12		128	3
96906	MS27183-14		8	2
			14	2
			14	6
			14	12
96906	MS27183-6		123	3
96906	MS35190-293		114	4
			115	4
96906	MS35190-306		25	1
96906	MS35206-226		123	5
96906	MS35206-244		9	10
			10	10
			11	10
			12	10
			15	11
96906	MS35206-285		114	8
			115	8
96906	MS35214-71		6	3
96906	MS35276-265		30	1
		5305-00-912-4833	31	1
			40	1

CROSS-REFERENCE INDEXES

CAGEC	PART NUMBER	PART NUMBER INDEX STOCK NUMBER	FIG.	ITEM
96906	MS35276-265		68	2
			83	1
		5305-00-912-4833	103	4
			104	1
96906	MS35307-414		5	4
96906	MS35338-27		2	3
96906	MS35338-42		9	9
			10	9
			11	9
			12	9
			15	10
96906	MS35338-44		6	2
			114	3
			115	3
96906	MS35338-45		50	3
			78	3
			108	3
			128	2
96906	MS35355-32		50	5
			78	5
			108	5
96906	MS35355-34		50	8
			78	8
			108	8
96906	MS35425-72		50	7
			78	7
			108	7
96906	MS35492-232		26	6
96906	MS35494-124		42	1
			70	1
			105	1
96906	MS35494-277		51	4
96906	MS35494-279		26	4
			51	6
			79	6
96906	MS35494-280		26	5
			79	5
96906	MS35494-281		51	7
96906	MS35494-46		114	5
			115	5
96906	MS35495-268		51	8
96906	MS35495-269		26	2
			51	2
			79	2
96906	MS35495-79		114	6
			115	6
96906	MS35649-2255		6	1
96906	MS35649-282		9	8
			10	8
			11	8
			12	8

CROSS-REFERENCE INDEXES

CAGEC	PART NUMBER	PART NUMBER INDEX STOCK NUMBER	FIG.	ITEM
96906	MS35649-282		15	9
96906	MS35690-622		2	2
96906	MS35751-43		50	18
			78	18
			108	18
96906	MS35793-1		109	7
			110	7
			111	7
			112	7
96906	MS35823-6A	5340-01-053-7127	BULK	4
96906	MS35914-150		42	7
			70	7
			105	6
96906	MS39241-3L320		85	2
96906	MS39241-3L520		57	11
96906	MS51227-57		2	6
96906	MS51468-03		114	9
			115	9
96906	MS51922-17		8	1
			14	1
			14	5
			14	11
96906	MS51939-1		23	4
			24	3
			26	8
			51	9
			79	7
96906	MS90725-201		2	7
96906	MS90725-36		128	1
96906	MS90725-61		14	3
96906	MS90725-64		8	3
96906	MS90726-60		2	4
96906	MS91528-162B		119	5
19207	M105A2	2330-00-141-8050	1	1
81349	M24243/1-A606		25	7
81349	M24243/1-A606H		23	3
81349	M24243/1A406		25	3
81349	M24243/1A606		24	2
81349	M24243/1F403		24	14
81349	M24243/6-A602H		109	8
			110	8
			111	8
			112	8
81349	M24243/6-A604H		22	1
81349	M24243/6-A606F		7	1
			13	1
			16	6
81349	M24243/6-A606H		9	4
			10	4
			11	4
			12	4

CROSS-REFERENCE INDEXES

CAGEC	PART NUMBER	PART NUMBER INDEX STOCK NUMBER	FIG.	ITEM
81349	M24243/6-A606H		15	4
			24	11
81349	M24243/6-A608H		18	1
81349	M24243/6-C602H		16	3
			17	1
			18	7
			22	3
81349	M24243/6-C604H		16	2
			17	2
			18	5
			19	1
			20	1
83058	M369		126	14
81349	M5086/1-10-9	6145-00-003-9527	BULK	10
81349	M5086/1-10-90		BULK	9
81349	M5086/1-10-92		BULK	13
81349	M5086/1-10-95		BULK	12
81349	M5086/1-10-96		BULK	8
81349	M5086/1-12-9	6145-00-578-7521	BULK	11
81349	M5086/1-12-95		BULK	14
54379	NX-504B1	9390-00-925-6892	BULK	3
90338	P10		69	1
			84	2
95730	RC10-8F		120	5
			121	5
			122	5
24324	REC-2095		26	7
84450	R10470-3/8-MD-GR AY		BULK	5
74545	S-8		42	10
			70	10
			105	14
19099	TYPE MM-V		42	16
			70	16
			105	12
3E060	USB60C		28	2
			53	2
			81	2
81348	WC596/137-1	5935-01-136-4017	120	8
1FP59	012316-7		114	2
			115	2
0TW18	02205-1280-0000		BULK	6
IG601	05557		127	2
90598	1-6-7158-1		120	3
90598	1-6-7158-2		121	3
90598	1-6-7158-3		122	3
90338	1/4X20		49	8
			77	8
90338	1/4 X 20 X 1/2		49	7
			77	7
0G8T2	1W673		BULK	7

CROSS-REFERENCE INDEXES

CAGEC	PART NUMBER	PART NUMBER INDEX STOCK NUMBER	FIG.	ITEM
90338	10C1L507F		42	18
			70	18
90338	10504		65	16
90338	10506		65	3
90338	10517		89	2
			90	14
			92	24
90338	10520		65	8
90338	10521		65	7
90338	10522		65	6
90338	10524		65	5
90338	10525		64	17
90338	10526		64	19
90338	10527		64	18
90338	10528		64	21
90338	10532		64	6
90338	10534		64	3
90338	10535		64	1
			90	1
90338	10538		63	18
90338	10539		63	17
90338	10540		63	11
90338	10545		59	32
			63	10
90338	10551		65	2
90338	10561		57	4
			59	26
90338	10562		65	11
90338	10563		65	9
90338	10566		65	17
90338	10567		65	23
90338	10568		65	22
90338	10569		65	27
90338	10570		65	20
90338	10571		65	19
90338	10574		62	6
			65	26
90338	10576		65	14
90338	10577		65	13
90338	10579		65	15
90338	10612		62	7
90338	10621		62	5
90338	10650		59	24
			61	7
			65	1
90338	10652		59	3
90338	10656		61	1
90338	10664		63	5
90338	10675		59	29
90338	10678		59	28
90338	10679		59	27

CROSS-REFERENCE INDEXES

CAGEC	PART NUMBER	PART NUMBER INDEX STOCK NUMBER	FIG.	ITEM
90338	10680		59	9
90338	10681		59	8
90338	10682		59	11
90338	10683		59	12
90338	10685		59	10
90338	10689		59	31
90338	10690		59	25
90338	10691		59	18
90338	10692		59	17
90338	10693		59	16
90338	10694		59	23
90338	10695		59	22
90338	10697		59	15
90338	10699		63	1
90338	10701		59	34
90338	10703		59	2
			60	2
90338	10704		59	1
90338	10709		59	7
90338	10712		59	36
			66	1
90338	10720		59	30
90338	10724		65	12
90338	10725		59	35
90338	10726		64	9
90338	10728		64	14
90338	10729		65	10
90338	10734		68	3
90338	10759		59	13
90338	10760		59	14
90338	10761		63	16
90338	10764		62	3
			64	10
			65	4
90338	10767		62	9
90338	10789		59	20
90338	10791		59	21
90338	10792		59	33
90338	10793		59	19
90338	10856		64	8
90338	10860		64	4
90338	10941		62	8
19204	11020947-16		50	22
			78	22
			108	22
19204	11020948-12		24	10
19204	11020948-18		24	8
19204	11020948-3		24	5
19204	11020948-4		24	7
19099	11020948-7		23	6
19204	11020949-10		24	13

CROSS-REFERENCE INDEXES

CAGEC	PART NUMBER	PART NUMBER INDEX STOCK NUMBER	FIG.	ITEM
19204	11020949-17		24	9
19204	11020949-18		24	6
19204	11020949-6		23	5
19204	11020949-7		24	4
90338	11142		57	5
90338	113-B		87	7
90338	12393		34	5
90338	13003		66	5
90338	13004		66	4
90338	13005		66	3
90338	13006		66	2
90338	13007		66	6
90338	13008		66	7
90338	13023		60	6
90338	13025		60	10
90338	13026		60	9
90338	13027		60	8
90338	13028		62	4
90338	13029		62	10
90338	13032		62	2
90338	13033		62	1
90338	13034		61	13
90338	13035		61	12
90338	13036		61	9
90338	13037		61	10
90338	13038		61	8
90338	13040		61	6
90338	13041C		61	5
90338	13042		61	4
90338	13049		62	12
90338	13050		62	11
90338	13056A		59	37
90338	13057		59	40
90338	13058		59	41
90338	13059		59	38
90338	13074		65	24
90338	13075		65	25
90338	13076		88	12
90338	13078		63	8
90338	13079		56	1
90338	13081		61	11
90338	13084		59	39
90338	13086		61	2
90338	13087		61	3
90338	13132		57	10
90338	13132C		57	1
90338	13133		57	3
90338	13300		66	9
90338	13301		66	10
90338	13304		64	20
90338	13305		64	16

CROSS-REFERENCE INDEXES

CAGEC	PART NUMBER	PART NUMBER INDEX STOCK NUMBER	FIG.	ITEM
90338	13306		64	15
90338	13307		64	13
90338	13308		64	12
90338	13309		63	12
90338	13310		63	13
90338	13311		63	15
90338	13312		63	14
90338	13313C		63	7
90338	13314		63	4
90338	13315		64	7
90338	13316		64	11
90338	13317		64	5
90338	13318		63	6
90338	13319		60	7
90338	13321		60	4
90338	13322		60	3
90338	13323		60	1
90338	13324		60	5
90338	13325		62	13
90338	13326		64	2
90338	13328		63	2
90338	13329		59	6
90338	13330		59	5
90338	13330-4A		59	4
90338	13422		65	21
90338	13423-B		65	18
90338	13427		57	9
90338	1439 71-0-01		87	9
90338	14024		57	8
90338	143-2NS		49	6
			77	6
90338	143-3		49	2
			77	2
90338	143UNS		49	1
			77	1
90338	145		34	6
61864	1483		126	8
61864	1486		126	2
61864	1488		126	9
3E060	150203		30	10
61864	1580		126	3
61864	1587		126	10
90338	175X7-18		90	2
34028	178S-BAR WRAP		119	3
34028	178S-BASE ASSEMB LY		117	1
34028	178S-BOTTOM FORM 3X3		117	2
34028	178S-CIRCUIT BRE AKER		118	8
34028	178S-CLAMP CORD		118	3

CROSS-REFERENCE INDEXES

CAGEC	PART NUMBER	PART NUMBER INDEX STOCK NUMBER	FIG.	ITEM
34028	178S-CORD		118	6
34028	178S-HEATER BLOC K ASSY		119	1
34028	178S-KNOB POTENT 10		118	11
34028	178S-LIGHT GREEN		118	10
34028	178S-LIGHT RED		118	9
34028	178S-LOCATING PI N		117	5
34028	178S-NUT, LOCATIN G		117	4
34028	178S-PAD BOTTOM FORM 3X3		117	3
34028	178S-PANEL BACK CONSOLE		118	7
34028	178S-SCREW BAR W RAP		119	2
34028	178S-SCREW CLAMP		118	2
34028	178S-SCREW, COVER		118	5
34028	178S-SCREW, PANEL		118	4
34028	178S-TELFON WRAP		119	4
34028	178S-THUMB SCREW		117	6
34028	178S-UNIV CONSOL E		118	1
90338	19-1031		31	2
90598	19607-1		109	6
			110	6
			111	6
			112	6
3E060	201696		30	3
90338	2041		88	5
90338	2067		63	9
90338	207		58	1
13764	22NCC0900F		42	15
			70	15
			105	11
3E060	225322		30	4
3E060	225324		30	7
3E060	225326		30	5
			55	6
			83	3
3E060	225388		30	13
3E060	225391		30	6
3E060	228692		30	9
3E060	228776		30	2
3E060	24415NH		34	7
74545	2510-A		123	12
74545	2511		121	8
			122	8
59730	2535		120	10
			121	10

CROSS-REFERENCE INDEXES

CAGEC	PART NUMBER	PART NUMBER INDEX STOCK NUMBER	FIG.	ITEM
59730	2535		122	10
22421	2547		123	14
3E060	259658		30	16
90338	261-2		85	3
65051	2727		125	2
90338	27449		83	2
90338	2996		34	2
75282	3FDQ-C3		123	16
3E060	3L-40V		31	3
24446	30R20	6240-00-940-7090	28	1
			53	1
			81	1
90338	3029		88	2
65051	3032		125	5
90338	3068		91	8
			100	11
65051	312		125	3
59730	3302		42	13
			70	13
			105	9
90338	339		49	10
			77	10
90338	339-2		49	11
			69	2
			77	11
			84	3
90338	340C		49	12
			77	12
90338	344		49	9
			77	9
65051	351		125	4
90338	35254		55	1
90338	35254-1		55	2
90338	35254-10		55	11
90338	35254-11		55	12
90338	35254-12		55	13
90338	35254-13		55	14
90338	35254-14		55	15
90338	35254-2		55	3
90338	35254-3		55	4
90338	35254-4		55	5
90338	35254-6		55	7
90338	35254-7		55	8
90338	35254-8		55	9
90338	35254-9		55	10
90338	367		49	3
			77	3
90338	4070		87	8
3E060	411136		30	12
30119	454		123	6
90338	50001		104	15

CROSS-REFERENCE INDEXES

CAGEC	PART NUMBER	PART NUMBER INDEX STOCK NUMBER	FIG.	ITEM
90338	50002		104	3
90338	50003		88	9
			90	6
			91	2
			92	13
			95	11
			96	16
			101	6
			104	4
90338	50004		104	13
90338	50005		104	14
90338	50006		104	12
90338	50008		104	9
90338	50009		104	10
90338	50010		104	8
90338	50011		104	7
90338	50012		104	6
90338	50013		104	5
90338	50014		87	14
90338	50015		87	1
90338	50016		87	3
90338	50018		87	6
90338	50019		87	4
90338	50020		87	5
90338	50021		87	10
90338	50022		87	11
90338	50023		87	12
90338	50025		87	13
90338	50026		86	2
90338	50027		86	1
90338	50028		99	2
90338	50029		99	1
90338	50030		94	21
90338	50031		94	19
90338	50032		94	4
90338	50033		94	2
90338	50034		94	13
90338	50035		94	10
90338	50036		94	9
90338	50037		94	12
90338	50038		94	11
90338	50039		94	18
90338	50040		94	17
90338	50041		94	16
90338	50043		94	15
90338	50044		94	14
90338	50045		94	3
90338	50046		94	1
90338	50047		94	6
90338	50048		94	8
90338	50049		94	7

CROSS-REFERENCE INDEXES

CAGEC	PART NUMBER	PART NUMBER INDEX STOCK NUMBER	FIG.	ITEM
90338	50050		94	5
90338	50051		94	20
90338	50052		89	7
90338	50053		89	6
90338	50055		89	4
90338	50056		89	3
90338	50057		89	1
90338	50063		93	14
90338	50064		93	2
90338	50066		90	15
90338	50068		90	16
90338	50069		90	8
90338	50070		90	5
90338	50071		90	4
90338	50073		90	7
90338	50076		91	9
90338	50077		91	14
90338	50079		91	23
90338	50080		91	22
90338	50082		91	21
90338	50083		91	20
90338	50084		91	19
90338	50085		91	11
90338	50086		91	12
90338	50087		91	18
90338	50088		86	12
			91	17
			101	9
90338	50090		91	13
90338	50091		91	16
90338	50092		91	15
90338	50094		91	3
90338	50095		91	4
90338	50096		91	5
90338	50097		91	1
			103	2
90338	50098		91	7
90338	50099		57	7
			91	6
			96	2
			98	6
90338	50100		93	13
90338	50101		93	12
90338	50102		93	11
			94	22
90338	50103		57	6
			92	7
			93	5
			96	24
90338	50104		93	7
90338	50105		93	6

CROSS-REFERENCE INDEXES

CAGEC	PART NUMBER	PART NUMBER INDEX STOCK NUMBER	FIG.	ITEM
90338	50106		93	9
90338	50107		90	19
			93	4
			96	1
90338	50109		93	8
90338	50110		95	2
90338	50111		95	1
90338	50112		94	23
90338	50114		95	15
90338	50115		95	14
90338	50117		95	19
90338	50118		95	4
90338	50119		95	6
90338	50120		95	5
90338	50121		95	9
90338	50122		95	8
90338	50123		95	7
90338	50124		95	20
90338	50125		92	25
			95	18
90338	50126		95	17
90338	50127		95	16
90338	50128		95	21
90338	50129		95	22
90338	50130		95	10
90338	50131		95	12
90338	50132		98	4
90338	50134		96	17
			98	3
90338	50135		90	17
			98	1
90338	50136		98	7
90338	50137		98	5
90338	50139		98	10
90338	50140		98	9
90338	50141		98	8
90338	50142		98	13
90338	50143		98	12
90338	50144		101	7
90338	50146		98	11
90338	50147		90	21
90338	50148		90	18
90338	50150		90	20
90338	50151		90	29
90338	50152		90	13
90338	50153		90	11
90338	50154		90	10
90338	50155		90	9
90338	50156		90	12
90338	50157		90	28
90338	50158		90	27

CROSS-REFERENCE INDEXES

CAGEC	PART NUMBER	PART NUMBER INDEX STOCK NUMBER	FIG.	ITEM
90338	50160		90	26
90338	50162		90	25
90338	50164		90	24
90338	50166		86	4
90338	50167		86	3
90338	50175		98	21
90338	50176		98	16
			98	18
			100	12
90338	50177		98	22
90338	50179		98	23
90338	50181		98	24
			100	20
90338	50185		100	25
90338	50186		100	22
90338	50187		100	21
90338	50188		100	24
90338	50189		100	18
90338	50192		100	17
90338	50193		100	15
90338	50194		100	16
90338	50196		100	14
90338	50198		100	13
90338	50200		89	5
			90	23
			91	10
			98	2
			100	8
90338	50201		100	10
90338	50202		100	2
90338	50203		100	1
90338	50204		100	7
90338	50205		100	3
90338	50206		100	6
90338	50207		100	5
90338	50208		100	9
90338	50213		86	6
			96	29
90338	50219		96	21
90338	50220		96	18
90338	50221		96	22
90338	50222		96	25
90338	50224		96	23
90338	50226		96	26
90338	50228		96	32
90338	50229		96	31
90338	50230		96	19
90338	50231		96	27
90338	50232		96	30
90338	50239		92	27
90338	50240		92	23

CROSS-REFERENCE INDEXES

CAGEC	PART NUMBER	PART NUMBER INDEX STOCK NUMBER	FIG.	ITEM
90338	50241		92	26
90338	50244		92	16
90338	50245		92	18
90338	50246		92	12
90338	50247		92	14
90338	50249		92	15
90338	50250		92	21
90338	50252		92	22
90338	50253		92	20
90338	50254		88	10
			92	19
90338	50255		86	7
90338	50256		86	5
90338	50258		92	9
90338	50259		92	8
90338	50261		92	6
90338	50262		92	5
90338	50263		92	2
90338	50264		92	4
90338	50265		92	3
90338	50266		92	10
90338	50267		92	11
90338	50268		86	9
90338	50269		86	11
90338	50270		86	13
90338	50271		86	10
90338	50273		99	3
90338	50274		99	4
90338	50278		85	1
90338	50281		103	5
90338	50282		103	3
90338	50283		84	1
90338	50286		96	28
90338	50287		95	3
90338	50288		93	15
90338	50292		94	24
90338	50293		94	24
90338	50294		94	24
90338	50295		98	17
90338	50304		100	23
90338	50331		88	13
90338	50332		88	14
90338	50333		88	11
90338	50334		88	8
90338	50335		88	3
90338	50336		88	6
90338	50337		88	7
90338	50400		98	20
90338	50401		97	19
90338	50402		97	18
90338	50403		97	16

CROSS-REFERENCE INDEXES

CAGEC	PART NUMBER	PART NUMBER INDEX STOCK NUMBER	FIG.	ITEM
90338	50404		97	14
90338	50405		97	15
90338	50406		97	12
9-0338	50407		97	11
90338	50408		97	13
90338	50409		96	3
			97	8
90338	50410		97	10
90338	50411		97	9
90338	50412		97	7
90338	50413		97	6
90338	50414		97	5
90338	50415		97	4
90338	50416		97	1
90338	50417		97	3
90338	50418		96	20
90338	50419		96	15
90338	50420		96	14
90338	50421		96	13
90338	50422		96	6
90338	50423		96	10
90338	50424		96	11
90338	50425		96	9
90338	50426		96	12
90338	50428		96	7
90338	50429		96	5
90338	50430		97	17
90338	50432		103	1
90338	50434		101	4
90338	50435		101	10
90338	50436		101	1
90338	50437		101	2
90338	50438		101	3
90338	50439		93	10
90338	51183		101	5
28488	5341		120	11
			121	11
			122	11
3E060	541166-004		30	14
3E060	543805-004		30	15
3E060	546893		30	11
90338	5998		49	4
			77	4
90338	5999		49	5
			77	5
81337	6-1-1116		109	4
			110	4
			111	4
			112	4
90598	6-1-1116-7		109	9
			110	9

CROSS-REFERENCE INDEXES

CAGEC	PART NUMBER	PART NUMBER INDEX STOCK NUMBER	FIG.	ITEM
90598	6-1-1116-7		111	9
90598	6-1-1116-7A		112	9
81337	6-1-1117-100		115	1
81337	6-1-1117-200		114	1
81337	6-1-6382		42	6
81337	6-1-6383		38	4
90338	6-1-6383-16		39	7
81337	6-1-6383-2		42	8
81337	6-1-6383-24		42	9
90338	6-1-6383-9		39	8
81337	6-1-6384		27	1
81337	6-1-6384-3		29	1
81337	6-1-6385		52	1
81337	6-1-6385-3		54	1
81337	6-1-6386		67	4
81337	6-1-6386-19		70	9
81337	6-1-6386-3		70	8
81337	6-1-6386-6		68	1
81337	6-1-6387		70	6
81337	6-1-6388		80	1
81337	6-1-6388-3		82	1
81337	6-1-6389		102	4
90338	6-1-6389-2		105	8
81337	6-1-6389-25		105	13
81337	6-1-6389-3		104	2
81337	6-1-6390		105	7
81337	6-1-8921-1		26	9
			79	8
81337	6-1-8921-2		51	10
81337	6-1-8925		129	1
81337	6-1-9498		109	3
81337	6-1-9499		110	3
81337	6-1-9500		111	3
81337	6-1-9501		112	3
81337	6-1-9502		109	2
81337	6-1-9503		110	2
81337	6-1-9504		111	2
81337	6-1-9505		112	2
81337	6-1-9506		16	1
81337	6-1-9507		15	6
81337	6-1-9509		15	5
81337	6-1-9510		9	5
			10	5
			11	5
			12	5
81337	6-1-9512		9	6
			10	6
			11	6
			12	6
81337	6-1-9513		8	4
81337	6-1-9518		14	9

CROSS-REFERENCE INDEXES

CAGEC	PART NUMBER	PART NUMBER INDEX STOCK NUMBER	FIG.	ITEM
81337	6-1-9518		14	15
81337	6-1-9540		15	8
81337	6-1-9541		9	14
			10	14
			11	14
			12	14
81337	6-1-9542		16	7
81337	6-1-9550		114	11
			115	11
81337	6-1-9554		114	12
			115	12
90598	6-1-9557-04-26		39	4
90598	6-1-9557-28		124	2
90598	6-1-9557-28-1		124	6
90598	6-1-9557-28-2		124	4
90598	6-1-9557-28-3		124	3
90598	6-1-9557-28-5		124	5
90598	6-1-9557-29		125	1
90598	6-1-9557-30		126	1
81337	6-1-9557-36		130	1
81337	6-1-9559		25	10
81337	6-1-9626		23	1
81337	6-1-9634		21	1
81337	6-1-9651-1		25	2
81337	6-1-9651-1-01		25	5
81337	6-1-9651-2		25	6
81337	6-1-9651-2-01		25	9
81337	6-1-9700		18	3
81337	6-1-9701		123	15
81337	6-1-9702		18	4
81337	6-1-9703		4	1
81337	6-1-9703-43		7	4
81337	6-1-9703-44		7	3
81337	6-1-9704		18	8
81337	6-1-9705		18	9
81337	6-1-9706-1		17	3
81337	6-1-9706-2		17	5
81337	6-1-9708		17	4
81337	6-1-9709		17	6
81337	6-1-9710		16	9
81337	6-1-9711		16	8
81337	6-1-9712		16	5
81337	6-1-9713		20	2
81337	6-1-9714		20	3
81337	6-1-9715		20	4
81337	6-1-9716		19	4
81337	6-1-9717		19	3
81337	6-1-9718		22	2
81337	6-1-9719		22	5
81337	6-1-9720		22	4
81337	6-1-9721		15	1

CROSS-REFERENCE INDEXES

CAGEC	PART NUMBER	PART NUMBER INDEX STOCK NUMBER	FIG.	ITEM
81337	6-1-9721-03		15	3
81337	6-1-9721-06		15	7
81337	6-1-9723		15	14
81337	6-1-9724		15	15
81337	6-1-9726-05		10	7
			12	7
81337	6-1-9726-1		12	1
81337	6-1-9726-14		10	3
81337	6-1-9726-2		10	1
81337	6-1-9727		10	17
			12	17
81337	6-1-9729		10	18
			12	18
81337	6-1-9731-05		9	7
			11	7
81337	6-1-9731-1		11	1
81337	6-1-9731-14		9	3
			11	3
			12	3
81337	6-1-9731-2		9	1
81337	6-1-9732		9	17
			11	17
81337	6-1-9734		9	18
			11	18
81337	6-1-9736		19	2
81337	6-1-9737		16	4
			18	2
81337	6-1-9738		7	2
81337	6-1-9739		13	2
81337	6-1-9743		9	16
			10	16
			11	16
			12	16
81337	6-1-9744-1		9	11
			10	11
			11	11
			12	11
			15	12
81337	6-1-9744-2		9	12
			10	12
			11	12
			12	12
			15	13
81337	6-1-9746-1		14	4
81337	6-1-9746-2		14	10
81337	6-1-9747		14	8
			14	14
81337	6-1-9751		18	6
81337	6-1-9752		5	5
81337	6-1-9757		5	3
81337	6-1-9758		26	1

CROSS-REFERENCE INDEXES

CAGEC	PART NUMBER	PART NUMBER INDEX		FIG.	ITEM
			STOCK NUMBER		
90598	6-1-9758-10			26	3
				51	3
81337	6-1-9759			79	1
81337	6-1-9759-04			79	4
81337	6-1-9759-12			79	3
81337	6-1-9760			51	1
81337	6-1-9760-01			51	5
81337	6-1-9761			3	1
81337	6-1-9770			109	1
81337	6-1-9771			110	1
81337	6-1-9772			111	1
81337	6-1-9773			112	1
81337	6-1-9775-1			120	1
81337	6-1-9775-2			121	1
81337	6-1-9775-3			122	1
81337	6-1-9776-02			120	6
				121	6
				122	6
81337	6-1-9776-03			120	4
				121	4
				122	4
81337	6-1-9777			120	9
				121	9
				122	9
81337	6-1-9779			123	1
				123	7
				123	8
				123	10
				123	11
				123	9
				123	13
				50	1
81337	6-1-9784			78	1
				108	1
				50	21
81337	6-1-9788			78	21
				108	21
				50	20
81337	6-1-9791			78	20
				108	20
				50	12
81337	6-1-9794			78	12
				108	12
				50	13
81337	6-1-9796			78	13
				108	13
				50	6
81337	6-1-9799			78	6
				108	6
				50	11
		78	11		

CROSS-REFERENCE INDEXES

CAGEC	PART NUMBER	PART NUMBER INDEX	
		STOCK NUMBER	
		FIG.	ITEM
81337	6-1-9799	108	11
81337	6-1-9800	50	9
		78	9
		108	9
81337	6-1-9801	50	19
		78	19
		108	19
81337	6-1-9802	50	10
		78	10
		108	10
81337	6-1-9803	50	14
		78	14
		108	15
81337	6-1-9804	50	15
		78	15
		108	14
01121	600-TAX5B	42	17
		70	17
		105	10
3E060	62740	34	1
90338	6306	90	22
90338	6339	57	2
90338	6348	88	4
90338	7003	66	8
90338	7030	101	8
39428	71695K21	42	12
		70	12
		105	16
74545	7420	123	4
5N346	79424	128	4
90338	8007	104	11
90338	8009	96	4
		97	2
90338	8020	98	14
		100	19
90338	8023	93	1
		98	15
90338	8031	63	3
		100	4
90338	8040	88	1
		90	3
		95	13
90338	8044	86	8
		87	2
90338	8079	92	1
90338	8097	93	3
90338	8103	92	17
		98	19
90338	8105	96	8
74545	8200	120	7
		121	7

CROSS-REFERENCE INDEXES

CAGEC	PART NUMBER	PART NUMBER INDEX		FIG.	ITEM
			STOCK NUMBER		
74545	8200			122	7
19207	8681929		2590-01-026-4179	2	1
19207	8681930			2	9
19207	8681933			2	8
19207	8681937			2	10
19207	8681994			2	5
39428	91606A110			26	10
				51	11
				79	9
61864	9182			126	11
39428	92001A030			38	1
				67	1
				102	1
61864	9219			126	4
39428	92356A593			38	3
				67	3
				102	3
61864	9323			126	5
61864	9447			126	6
61864	9454			126	12
13940	9470			126	7
61864	9471			126	13
39428	96906MS15795-811			102	2

CROSS REFERENCE INDEXES

FIGURE AND ITEM NUMBER INDEX				
FIG.	ITEM	STOCK NUMBER	CAGEC	PART NUMBER
BULK	1		81349	CO-05HGF(5/12)07 40
BULK	2		81348	C-F-206 TYP I 12 R3
BULK	3	9390-00-925-6892	54379	NX-504B1
BULK	4	5340-01-053-7127	96906	MS35823-6A
BULK	5		84450	R10470-3/8-MD-GR AY
BULK	6		OTW18	02205-1280-0000
BULK	7		OG8T2	1W673
BULK	8		81349	M5086/1-10-96
BULK	9		81349	M5086/1-10-90
BULK	10	6145-00-003-9527	81349	M5086/1-10-9
BULK	11	6145-00-578-7521	81349	M5086/1-12-9
BULK	12		81349	M5086/1-10-95
BULK	13		81349	M5086/1-10-92
BULK	14		81349	M5086/1-12-95
1	1	2330-00-141-8050	19207	M105A2
2	1	2590-01-026-4179	19207	8681929
2	2		96906	MS35690-622
2	3		96906	MS35338-27
2	4		96906	MS90726-60
2	5		19207	8681994
2	6		96906	MS51227-57
2	7		96906	MS90725-201
2	8		19207	8681933
2	9		19207	8681930
2	10		19207	8681937
2	11		96906	MS15001-1
3	1		81337	6-1-9761
4	1		81337	6-1-9703
5	1		96906	MS16228-8C
5	2		96906	MS15795-818
5	3		81337	6-1-9757
5	4		96906	MS35307-414
5	5		81337	6-1-9752
6	1		96906	MS35649-2255
6	2		96906	MS35338-44
6	3		96906	MS35214-71
6	4		96906	MS21313-162
7	1		81349	M24243/6-A606F
7	2		81337	6-1-9738
7	3		81337	6-1-9703-44
7	4		81337	6-1-9703-43
8	1		96906	MS51922-17
8	2		96906	MS27183-14
8	3		96906	MS90725-64
8	4		81337	6-1-9513
9	1		81337	6-1-9731-2
9	2		96906	MS20426B6-8
9	3		81337	6-1-9731-14

CROSS REFERENCE INDEXES

FIG.	ITEM	FIGURE AND ITEM NUMBER INDEX		PART NUMBER
		STOCK NUMBER	CAGEC	
9	4		81349	M24243/6-A606H
9	5		81337	6-1-9510
9	6		81337	6-1-9512
9	7		81337	6-1-9731-05
9	8		96906	MS35649-282
9	9		96906	MS35338-42
9	10		96906	MS35206-244
9	11		81337	6-1-9744-1
9	12		81337	6-1-9744-2
9	13		07707	AD64H
9	14		81337	6-1-9541
9	15		07707	AD86H
9	16		81337	6-1-9743
9	17		81337	6-1-9732
9	18		81337	6-1-9734
10	1		81337	6-1-9726-2
10	2		96906	MS20426B6-8
10	3		81337	6-1-9726-14
10	4		81349	M24243/6-A606H
10	5		81337	6-1-9510
10	6		81337	6-1-9512
10	7		81337	6-1-9726-05
10	8		96906	MS35649-282
10	9		96906	MS35338-42
10	10		96906	MS35206-244
10	11		81337	6-1-9744-1
10	12		81337	6-1-9744-2
10	13		07707	AD64H
10	14		81337	6-1-9541
10	15		07707	AD86H
10	16		81337	6-1-9743
10	17		81337	6-1-9727
10	18		81337	6-1-9729
11	1		81337	6-1-9731-1
11	2		96906	MS20426B6-8
11	3		81337	6-1-9731-14
11	4		81349	M24243/6-A606H
11	5		81337	6-1-9510
11	6		81337	6-1-9512
11	7		81337	6-1-9731-05
11	8		96906	MS35649-282
11	9		96906	MS35338-42
11	10		96906	MS35206-244
11	11		81337	6-1-9744-1
11	12		81337	6-1-9744-2
11	13		07707	AD64H
11	14		81337	6-1-9541
11	15		07707	AD86H
11	16		81337	6-1-9743
11	17		81337	6-1-9732
11	18		81337	6-1-9734

CROSS REFERENCE INDEXES

FIG.	ITEM	FIGURE AND ITEM NUMBER INDEX		PART NUMBER
		STOCK NUMBER	CAGEC	
12	1		81337	6-1-9726-1
12	2		96906	MS20426B6-8
12	3		81337	6-1-9731-14
12	4		81349	M24243/6-A606H
12	5		81337	6-1-9510
12	6		81337	6-1-9512
12	7		81337	6-1-9726-05
12	8		96906	MS35649-282
12	9		96906	MS35338-42
12	10		96906	MS35206-244
12	11		81337	6-1-9744-1
12	12		81337	6-1-9744-2
12	13		07707	AD64H
12	14		81337	6-1-9541
12	15		07707	AD86H
12	16		81337	6-1-9743
12	17		81337	6-1-9727
12	18		81337	6-1-9729
13	1		81349	M24243/6-A606F
13	2		81337	6-1-9739
14	1		96906	MS51922-17
14	2		96906	MS27183-14
14	3		96906	MS90725-61
14	4		81337	6-1-9746-1
14	5		96906	MS51922-17
14	6		96906	MS27183-14
14	7		80204	B1821BH038C125N
14	8		81337	6-1-9747
14	9		81337	6-1-9518
14	10		81337	6-1-9746-2
14	11		96906	MS51922-17
14	12		96906	MS27183-14
14	13		80204	B1821BH038C125N
14	14		81337	6-1-9747
14	15		81337	6-1-9518
15	1		81337	6-1-9721
15	2		96906	MS20426B6-8
15	3		81337	6-1-9721-03
15	4		81349	M24243/6-A606H
15	5		81337	6-1-9509
15	6		81337	6-1-9507
15	7		81337	6-1-9721-06
15	8		81337	6-1-9540
15	9		96906	MS35649-282
15	10		96906	MS35338-42
15	11		96906	MS35206-244
15	12		81337	6-1-9744-1
15	13		81337	6-1-9744-2
15	14		81337	6-1-9723
15	15		81337	6-1-9724
16	1		81337	6-1-9506

CROSS REFERENCE INDEXES

FIG.	ITEM	FIGURE AND ITEM NUMBER INDEX		PART NUMBER
		STOCK NUMBER	CAGEC	
16	2		81349	M24243/6-C604H
16	3		81349	M24243/6-C602H
16	4		81337	6-1-9737
16	5		81337	6-1-9712
16	6		81349	M24243/6-A606F
16	7		81337	6-1-9542
16	8		81337	6-1-9711
16	9		81337	6-1-9710
17	1		81349	M24243/6-C602H
17	2		81349	M24243/6-C604H
17	3		81337	6-1-9706-1
17	4		81337	6-1-9708
17	5		81337	6-1-9706-2
17	6		81337	6-1-9709
18	1		81349	M24243/6-A608H
18	2		81337	6-1-9737
18	3		81337	6-1-9700
18	4		81337	6-1-9702
18	5		81349	M24243/6-C604H
18	6		81337	6-1-9751
18	7		81349	M24243/6-C602H
18	8		81337	6-1-9704
18	9		81337	6-1-9705
19	1		81349	M24243/6-C604H
19	2		81337	6-1-9736
19	3		81337	6-1-9717
19	4		81337	6-1-9716
20	1		81349	M24243/6-C604H
20	2		81337	6-1-9713
20	3		81337	6-1-9714
20	4		81337	6-1-9715
21	1		81337	6-1-9634
22	1		81349	M24243/6-A604H
22	2		81337	6-1-9718
22	3		81349	M24243/6-C602H
22	4		81337	6-1-9720
22	5		81337	6-1-9719
23	1		81337	6-1-9626
23	2		96906	MS27130-CR135
23	3		81349	M24243/1-A606H
23	4		96906	MS51939-1
23	5		19204	11020949-6
23	6		19099	11020948-7
24	1		99862	CL24SHS
24	2		81349	M24243/1A606
24	3		96906	MS51939-1
24	4		19204	11020949-7
24	5		19204	11020948-3
24	6		19204	11020949-18
24	7		19204	11020948-4
24	8		19204	11020948-18

CROSS REFERENCE INDEXES

FIG.	ITEM	FIGURE AND ITEM NUMBER INDEX		PART NUMBER
		STOCK NUMBER	CAGEC	
24	9		19204	11020949-17
24	10		19204	11020948-12
24	11		81349	M24243/6-A606H
24	12		84256	BLNC8-31-L6
24	13		19204	11020949-10
24	14		81349	M24243/iF403
24	15		90598	MFG0670-1
24	16		90598	MFG0670-2
24	17		90598	MFG0670-3
25	1		96906	MS35190-306
25	2		81337	6-1-9651-1
25	3		81349	M24243/1A406
25	4		84256	BLNC8-10-L6
25	5		81337	6-1-9651-1-01
25	6		81337	6-1-9651-2
25	7		81349	M24243/1-A606
25	8		84256	BLNC8-10-L6
25	9		81337	6-1-9651-2-01
25	10		81337	6-1-9559
25	11		96906	MS27130-CR139
26	1		81337	6-1-9758
26	2		96906	MS35495-269
26	3		90598	6-1-9758-10
26	4		96906	MS35494-279
26	5		96906	MS35494-280
26	6		96906	MS35492-232
26	7		24324	REC-2095
26	8		96906	MS51939-1
26	9		81337	6-1-8921-1
26	10		39428	91606A110
26	11		90598	MFG0670-3
27	1		81337	6-1-6384
28	1	6240-00-940-7090	24446	30R20
28	2		3E060	USB60C
29	1		81337	6-1-6384-3
30	1		96906	MS35276-265
30	2		3E060	228776
30	3		3E060	201696
30	4		3E060	225322
30	5		3E060	225326
30	6		3E060	225391
30	7		3E060	225324
30	8		3E060	D-4S
30	9		3E060	228692
30	10		3E060	150203
30	11		3E060	546893
30	12		3E060	411136
30	13		3E060	225388
30	14		3E060	541166-004
30	15		3E060	543805-004
30	16		3E060	259658

CROSS REFERENCE INDEXES

FIGURE AND ITEM NUMBER INDEX				
FIG.	ITEM	STOCK NUMBER	CAGEC	PART NUMBER
31	1	5305-00-912-4833	96906	MS35276-265
31	2		90338	19-1031
31	3		3E060	3L-40V
31	4		90338	CN3115R
32	1		90338	CN3115R-1-23
32	2		90338	CN3115R-1-22
32	3		90338	CN3115R-1-30
32	4		90338	CN3115R-1-29
32	5		90338	CN3115R-1-32
32	6		90338	CN3115R-1-31
32	7		90338	CN3115R-1-34
32	8		90338	CN3115R-1-35
32	9		90338	CN3115R-]-33
32	10		90338	CN3115R-1-26
32	11		90338	CN3115R-1-28
32	12		90338	CN311SR-1-27
32	13		90338	CN3115R-1-45
32	14		90338	CN3115R-1-36
32	15		90338	CN3115R-1-44
32	16		90338	CN3115R-1-43
32	17		90338	CN3115R-1-42
32	18		90338	CN3115R-1-41
32	19		90338	CN3115R-1-40
32	20		90338	CN3115R-1-39
32	21		90338	CN3115R-1-38
32	22		90338	CN3115R-1-37
32	23		90338	CN3115R-1-25
32	24		90338	CN3115R-1-20
32	25		90338	CN3115R-1-19
32	26		90338	CN3115R-1-18
32	27		90338	CN3115R-1-7
32	28		90338	CN3115R-1-6
32	29		90338	CN3115R-I-9
32	30		90338	CN3115R-1-8
32	31		90338	CN3115R-1-16
32	32		90338	CN3115R-1-56
32	33		90338	CN3115R-1-21
32	34		90338	CN3115R-1-17
32	35		90338	CN3115R-1-15
32	36		90338	CN3115R-1-II
32	37		90338	CN3115R-1-14
32	38		90338	CN3115R-1-13
32	39		90338	CN3115R-1-12
32	40		90338	CN3115R-1-10
32	41		90338	CN3115R-1-54
32	42		90338	CN3115R-1-52
32	43		90338	CN3115R-1-51
32	44		90338	CN3115R-1-50
32	45		90338	CN3115R-1-49
32	46		90338	CN3115R-1-48
32	47		90338	CN3115R-1-4

CROSS REFERENCE INDEXES

FIG.	ITEM	FIGURE AND ITEM NUMBER INDEX		
		STOCK NUMBER	CAGEC	PART NUMBER
32	48		90338	CN3115R-1-3
32	49		90338	CN3115R-1-5
32	50		90338	CN311SR-1-2
32	51		90338	CN311SR-1-1
33	1		90338	CN3115R-2-20
33	2		90338	CN3115R-2-23
33	3		90338	CN3115R-2-22
33	4		90338	CN3115R-2-21
33	5		90338	CN3115R-2-19
33	6		90338	CN3115R-2-18
33	7		90338	CN3115R-2-17
33	8		90338	CN3115R-2-15
33	9		90338	CN3115R-2-9
33	10		90338	CN3115R-2-8
33	11		90338	CN3115R-2-7
33	12		90338	CN3115R-2-5
33	13		90338	CN311SR-2-6
33	14		90338	CN3115R-2-14
33	15		90338	CN3115R-2-4
33	16		90338	CN3115R-2-13
33	17		90338	CN3115R-2-16
33	18		90338	CN3115R-2-12
33	19		90338	CN3115R-2-11
33	20		90338	CN3115R-2-10
33	21		90338	CN3115R-2-3
33	22		90338	CN3115R-2-2
33	23		90338	CN3115R-2-1
33	24		90338	CN3115R-2-26
33	25		90338	CN3115R-2-27
33	26		90338	CN3115R-2-25
33	27		90338	CN3115R-2-24
34	1		3E060	62740
34	2		90338	2996
34	3		90338	CN3115R-3-22
34	4		90338	CN3115R-3-21
34	5		90338	12393
34	6		90338	145
34	7		3E060	24415NH
34	8		90338	CN3115R-3-14
34	9		90338	CN3115R-3-13
34	10		90338	CN3115R-3-9
34	11		90338	CN3115R-3-7
34	12		90338	CN3115R-3-11
34	13		90338	CN3115R-3-10
34	14		90338	CN3115R-3-8
34	15		90338	CN3115R-3-12
34	16		90338	CN3115R-3-4
34	17		90338	CN3115R-3-3
34	18		90338	CN3115R-3-1
34	19		90338	CN3115R-3-6
34	20		90338	CN311SR-3-5

CROSS REFERENCE INDEXES

FIG.	ITEM	FIGURE AND ITEM NUMBER INDEX		
		STOCK NUMBER	CAGEC	PART NUMBER
34	21		90338	CN3115R-3-2
35	1		90338	CN3115R-5-3
35	2		90338	CN3115R-5-1
35	3		90338	CN3115R-5-4
35	4		90338	CN3115R-5-5
35	5		90338	CN3115R-5-2
35	6		90338	CN3115R-5-22
35	7		90338	CN3115R-5-21
35	8		90338	CN3115R-5-24
35	9		90338	CN3115R-5-20
35	10		90338	CN3115R-5-19
35	11		90338	CN3115R-5-18
35	12		90338	CN3115R-5-17
35	13		90338	CN3115R-5-15
35	14		90338	CN3115R-5-14
35	15		90338	CN3115R-5-16
35	16		90338	CN3115R-5-23
35	17		90338	CN3115R-5-13
35	18		90338	CN3115R-5-12
35	19		90338	CN3115R-5-11
35	20		90338	CN3115R-5-10
35	21		90338	CN3115R-5-9
35	22		90338	CN3115R-5-8
35	23		90338	CN3115R-5-7
35	24		90338	CN3115R-5-6
36	1		90338	CN3115R-4-11
36	2		90338	CN3115R-4-10
36	3		90338	CN3115R-4-8
36	4		90338	CN3115R-4-7
36	5		90338	CN3115R-4-4
36	6		90338	CN3115R-4-6
36	7		90338	CN3115R-4-5
36	8		90338	CN3115R-4-14
36	9		90338	CN3115R-4-13
36	10		90338	CN3115R-4-16
36	11		90338	CN3115R-4-15
36	12		90338	CN3115R-4-12
36	13		90338	CN3115R-4-9
36	14		90338	CN3115R-4-19
36	15		90338	CN3115R-4-18
36	16		90338	CN3115R-4-17
36	17		90338	CN3115R-4-20
36	18		90338	CN3115R-4-2
36	19		90338	CN3115R-4-1
36	20		90338	CN3115R-4-3
37	1		90338	CN3115R-6-24
37	2		90338	CN3115R-6-23
37	3		90338	CN3115R-6-25
37	4		90338	CN3115R-6-26
37	5		90338	CN3115R-6-22
37	6		90338	CN3115R-6-20

CROSS REFERENCE INDEXES

FIG.	ITEM	FIGURE AND ITEM NUMBER INDEX		PART NUMBER
		STOCK NUMBER	CAGEC	
37	7		90338	CN3115R-6-19
37	8		90338	CN3115R-6-21
37	9		90338	CN3115R-6-12
37	10		90338	CN3115R-6-11
37	11		90338	CN3115R-6-10
37	12		90338	CN3115R-6-9
37	13		90338	CN3115R-6-8
37	14		90338	CN3115R-6-18
37	15		90338	CN3115R-6-16
37	16		90338	CN3115R-6-17
37	17		90338	CN3115R-6-15
37	18		90338	CN3115R-6-14
37	19		90338	CN3115R-6-13
37	20		90338	CN3115R-6-7
37	21		90338	CN3115R-6-4
37	22		90338	CN3115R-6-5
37	23		90338	CN3115R-6-3
37	24		90338	CN3115R-6-2
37	25		90338	CN3115R-6-1
37	26		90338	CN3115R-6-6
37	27		90338	CN3115R-6-28
37	28		90338	CN3115R-6-27
38	1		39428	92001A030
38	2		96906	M515795-811
38	3		39428	92356A593
38	4		81337	6-1-6383
39	1		90338	CN3115R-8-15
39	2		90338	CN3115R-8-14
39	3		90338	CN3115R-8-13
39	4		90598	6-1-9557-04-26
39	5		90338	CN3115R-8-11
39	6		90338	CN3115R-8-10
39	7		90338	6-1-6383-16
39	8		90338	6-1-6383-9
40	1		96906	MS35276-265
40	2		90338	CN3115R-7
41	1		90338	CN3115R-8
41	2		90338	CN3115R-8-12
41	3		90338	CN3115R-8-1
41	4		90338	CN3115R-8-6
41	5		90338	CN3115R-8-8
41	6		90338	CN3115R-8-7
41	7		90338	CN3115R-8-5
41	8		90338	CN3115R-8-4
41	9		90338	CN3115R-8-3
41	10		90338	CN3115R-8-9
41	11		90338	CN3115R-8-2
42	1		96906	MS35494-124
42	2		90338	HS-10-70
42	3		90338	HS-10-69
42	4		90338	HS-10-68

CROSS REFERENCE INDEXES

FIG.	ITEM	FIGURE AND ITEM NUMBER INDEX		PART NUMBER
		STOCK NUMBER	CAGEC	
42	5		90338	HS-10-67
42	6		81337	6-1-6382
42	7		96906	MS35914-150
42	8		81337	6-1-6383-2
42	9		81337	6-1-6383-24
42	10		74545	S-8
42	11		74545	BR-15
42	12		39428	71695K21
42	13		59730	3302
42	14		90338	HS-10-82
42	15		13764	22NCCO900F
42	16		19099	TYPE MM-V
42	17		01121	600-TAX5B
42	18		90338	1OCIL507F
43	1		90338	HS-A-CS47
43	2		90338	HS-A-47-3
43	3		90338	HS-A-47-4
43	4		90338	HS-A-47-1
43	5		90338	HS-A-47-2
43	6		90338	HS-A-47
43	7		90338	HS-10-59
43	8		90338	HS-10-59-1
43	9		90338	HS-10-71
43	10		90338	HS-10-39
44	1		90338	HS-10-58
44	2		90338	HS-10-55
44	3		90338	HS-10-56
44	4		90338	HS-10-57
44	5		90338	HS-10-54
44	6		90338	HS-10-48
44	7		90338	HS-10-51
44	8		90338	HS-10-50
44	9		90338	HS-10-49
44	10		90338	HS-10-43
44	11		90338	AS-10-44
44	12		90338	HS-10-42
45	1		90338	HS-10-32
45	2		90338	HS-10-31
45	3		90338	AS-10-36
45	4		90338	HS-10-37-4
45	5		90338	HS-10-38-1
45	6		90338	HS-10-38
45	7		90338	HS-10-40
45	8		90338	HS-10-37
45	9		90338	HS-10-46
45	10		90338	HS-10-47
45	11		90338	HS-10-48
45	12		90338	HS-10-45
45	13		90338	HS-10-41
46	1		90338	HS-10-32
46	2		90338	HS-10-31

CROSS REFERENCE INDEXES

FIG.	ITEM	FIGURE AND ITEM NUMBER INDEX		PART NUMBER
		STOCK NUMBER	CAGEC	
46	3		90338	HS-10-34
46	4		90338	HS-10-35
46	5		90338	HS-10-33
46	6		90338	HS-10-29
46	7		90338	HS-10-8
47	1		90338	HS-10-64
47	2		90338	HS-10-65
47	3		90338	HS-10-63
47	4		90338	HS-10-62
47	5		90338	HS-10-61
47	6		90338	HS-10-66
47	7		90338	HS-10-60
48	1		90338	MO10CiL507F
49	1		90338	143UNS
49	2		90338	143-3
49	3		90338	367
49	4		90338	5998
49	5		90338	5999
49	6		90338	143-2NS
49	7		90338	1/4X20X1/2
49	8		90338	1/4X20
49	9		90338	344
49	10		90338	339
49	11		90338	339-2
49	12		90338	340C
50	1		81337	6-1-9783
50	2		96906	MS27040-11
50	3		96906	MS35338-45
50	4		96906	MS27183-11
50	5		96906	MS35355-32
50	6		81337	6-1-9796
50	7		96906	MS35425-72
50	8		96906	MS35355-34
50	9		81337	6-1-9800
50	10		81337	6-1-9802
50	11		81337	6-1-9799
50	12		81337	6-1-9791
50	13		81337	6-1-9794
50	14		81337	6-1-9803
50	15		81337	6-1-9804
50	16		96906	MS27040-11
50	17		96906	MS27183-11
50	18		96906	MS35751-43
50	19		81337	6-1-9801
50	20		81337	6-1-9788
50	21		81337	6-1-9784
50	22		19204	11020947-16
51	1		81337	6-1-9760
51	2		96906	MS35495-269
51	3		81337	6-1-9758-10
51	4		96906	MS35494-277

CROSS REFERENCE INDEXES

FIGURE AND ITEM NUMBER INDEX				
FIG.	ITEM	STOCK NUMBER	CAGEC	PART NUMBER
51	5		81337	6-1-9760-01
51	6		96906	MS35494-279
51	7		96906	MS35494-281
51	8		96906	MS35495-268
51	9		96906	MS51939-1
51	10		81337	6-1-8921-2
51	11		39428	91606A110
51	12		90598	MFG0670-1
52	1		81337	6-1-6385
53	1	6240-00-940-7090	24446	30R20
53	2		3E060	USB60C
54	1		81337	6-1-6385-3
55	1		90338	35254
55	2		90338	35254-1
55	3		90338	35254-2
55	4		90338	35254-3
55	5		90338	35254-4
55	6		90338	225326
55	7		90338	35254-6
55	8		90338	35254-7
55	9		90338	35254-8
55	10		90338	35254-9
55	11		90338	35254-10
55	12		90338	35254-11
55	13		90338	35254-12
55	14		90338	35254-13
55	15		90338	35254-14
56	1		90338	13079
57	1		90338	13132C
57	2		90338	6339
57	3		90338	13133
57	4		90338	10561
57	5		90338	11142
57	6		90338	50103
57	7		90338	50099
57	8		90338	14024
57	9		90338	13427
57	10		90338	13132
57	11		96906	MS39241-3L520
58	1		90338	207
59	1		90338	10704
59	2		90338	10703
59	3		90338	10652
59	4		90338	13330-4A
59	5		90338	13330
59	6		90338	13329
59	7		90338	10709
59	8		90338	10681
59	9		90338	10680
59	10		90338	10685
59	11		90338	10682

CROSS REFERENCE INDEXES

FIG.	ITEM	FIGURE AND ITEM NUMBER INDEX		PART NUMBER
		STOCK NUMBER	CAGEC	
59	12		90338	10683
59	13		90338	10759
59	14		90338	10760
59	15		90338	10697
59	16		90338	10693
59	17		90338	10692
59	18		90338	10691
59	19		90338	10793
59	20		90338	10789
59	21		90338	10791
59	22		90338	10695
59	23		90338	10694
59	24		90338	10650
59	25		90338	10690
59	26		90338	10561
59	27		90338	10679
59	28		90338	10678
59	29		90338	10675
59	30		90338	10720
59	31		90338	10689
59	32		90338	10545
59	33		90338	10792
59	34		90338	10701
59	35		90338	10725
59	36		90338	10712
59	37		90338	13056A
59	38		90338	13059
59	39		90338	13084
59	40		90338	13057
59	41		90338	13058
60	1		90338	13323
60	2		90338	10703
60	3		90338	13322
60	4		90338	13321
60	5		90338	13324
60	6		90338	13023
60	7		90338	13319
60	8		90338	13027
60	9		90338	13026
60	10		90338	13025
61	1		90338	10656
61	2		90338	13086
61	3		90338	13087
61	4		90338	13042
61	5		90338	13041C
61	6		90338	13040
61	7		90338	10650
61	8		90338	13038
61	9		90338	13036
61	10		90338	13037
61	11		90338	13081

CROSS REFERENCE INDEXES

FIG.	ITEM	FIGURE AND ITEM NUMBER INDEX		PART NUMBER
		STOCK NUMBER	CAGEC	
61	12		90338	13035
61	13		90338	13034
62	1		90338	13033
62	2		90338	13032
62	3		90338	10764
62	4		90338	13028
62	5		90338	10621
62	6		90338	10574
62	7		90338	10612
62	8		90338	10941
62	9		90338	10767
62	10		90338	13029
62	11		90338	13050
62	12		90338	13049
62	13		90338	13325
63	1		90338	10699
63	2		90338	13328
63	3		90338	8031
63	4		90338	13314
63	5		90338	10664
63	6		90338	13318
63	7		90338	13313C
63	8		90338	13078
63	9		90338	2067
63	10		90338	10545
63	11		90338	10540
63	12		90338	13309
63	13		90338	13310
63	14		90338	13312
63	15		90338	13311
63	16		90338	10761
63	17		90338	10539
63	18		90338	10538
64	1		90338	10535
64	2		90338	13326
64	3		90338	10534
64	4		90338	10860
64	5		90338	13317
64	6		90338	10532
64	7		90338	13315
64	8		90338	10856
64	9		90338	10726
64	10		90338	10764
64	11		90338	13316
64	12		90338	13308
64	13		90338	13307
64	14		90338	10728
64	15		90338	13306
64	16		90338	13305
64	17		90338	10525
64	18		90338	10527

CROSS REFERENCE INDEXES

FIG.	ITEM	FIGURE AND ITEM NUMBER INDEX		PART NUMBER
		STOCK NUMBER	CAGEC	
64	19		90338	10526
64	20		90338	13304
64	21		90338	10528
65	1		90338	10650
65	2		90338	10551
65	3		90338	10506
65	4		90338	10764
65	5		90338	10524
65	6		90338	10522
65	7		90338	10521
65	8		90338	10520
65	9		90338	10563
65	10		90338	10729
65	11		90338	10562
65	12		90338	10724
65	13		90338	10577
65	14		90338	10576
65	15		90338	10579
65	16		90338	10504
65	17		90338	10566
65	18		90338	13423-B
65	19		90338	10571
65	20		90338	10570
65	21		90338	13422
65	22		90338	10568
65	23		90338	10567
65	24		90338	13074
65	25		90338	13075
65	26		90338	10574
65	27		90338	10569
66	1		90338	10712
66	2		90338	13006
66	3		90338	13005
66	4		90338	13004
66	5		90338	13003
66	6		90338	13007
66	7		90338	13008
66	8		90338	7003
66	9		90338	13300
66	10		90338	13301
67	1		39428	92001A030
67	2		96906	MS15795-811
67	3		39428	92356A593
67	4		81337	6-1-6386
68	1		81337	6-1-6386-6
68	2		96906	MS35276-265
68	3		90338	10734
69	1		90338	PO1
69	2		90338	339-2
70	1		96906	MS35494-124
70	2		90338	HS-10-70

CROSS REFERENCE INDEXES

FIGURE AND ITEM NUMBER INDEX				
FIG.	ITEM	STOCK NUMBER	CAGEC	PART NUMBER
70	3		90338	HS-10-69
70	4		90338	HS-10-68
70	5		90338	HS-10-67
70	6		81337	6-1-6387
70	7		96906	MS35914-150
70	8		81337	6-1-6386-3
70	9		81337	6-1-6386-19
70	10		74545	S-8
70	11		74545	BR-15
70	12		39428	71695K21
70	13		59730	3302
70	14		90338	HS-10-82
70	15		13764	22NCCO900F
70	16		19099	TYPE MM-V
70	17		01121	600-TAX5B
70	18		90338	10CiL507F
71	1		90338	HS-A-CS47
71	2		90338	HS-A-47-3
71	3		90338	HS-A-47-4
71	4		90338	HS-A-47-1
71	5		90338	HS-A-47-2
71	6		90338	HS-A-47
71	7		90338	HS-10-59
71	8		90338	HS-10-59-1
71	9		90338	HS-10-71
71	10		90338	HS-10-39
72	1		90338	HS-10-58
72	2		90338	HS-10-55
72	3		90338	HS-10-56
72	4		90338	HS-10-57
72	5		90338	HS-10-54
72	6		90338	HS-10-48
72	7		90338	HS-10-51
72	8		90338	HS-10-50
72	9		90338	HS-10-49
72	10		90338	HS-10-43
72	11		90338	HS-10-44
72	12		90338	HS-10-42
73	1		90338	HS-10-32
73	2		90338	HS-10-31
73	3		90338	HS-10-36
73	4		90338	HS-10-37-4
73	5		90338	HS-10-38-1
73	6		90338	HS-10-38
73	7		90338	HS-10-40
73	8		90338	HS-10-37
73	9		90338	HS-10-46
73	10		90338	HS-10-47
73	11		90338	HS-10-48
73	12		90338	HS-10-45
73	13		90338	HS-10-41

CROSS REFERENCE INDEXES

FIG.	ITEM	FIGURE AND ITEM NUMBER INDEX		PART NUMBER
		STOCK NUMBER	CAGEC	
74	1		90338	HS-10-32
74	2		90338	HS-10-31
74	3		90338	HS-10-34
74	4		90338	HS-10-35
74	5		90338	HS-10-33
74	6		90338	HS-10-29
74	7		90338	HS-10-8
75	1		90338	HS-10-64
75	2		90338	HS-10-65
75	3		90338	HS-10-63
75	4		90338	HS-10-62
75	5		90338	HS-10-61
75	6		90338	HS-10-66
75	7		90338	HS-10-60
76	1		90338	MO10C1L507F
77	1		90338	143UNS
77	2		90338	143-3
77	3		90338	367
77	4		90338	5998
77	5		90338	5999
77	6		90338	143-2NS
77	7		90338	1/4X20X1/2
77	8		90338	1/4X20
77	9		90338	344
77	10		90338	339
77	11		90338	339-2
77	12		90338	340C
78	1		81337	6-1-9783
78	2		96906	MS27040-11
78	3		96906	MS35338-45
78	4		96906	MS27183-11
78	5		96906	MS35355-32
78	6		81337	6-1-9796
78	7		96906	MS35425-72
78	8		96906	MS35355-34
78	9		81337	6-1-9800
78	10		81337	6-1-9802
78	11		81337	6-1-9799
78	12		81337	6-1-9791
78	13		81337	6-1-9794
78	14		81337	6-1-9803
78	15		81337	6-1-9804
78	16		96906	MS27040-11
78	17		96906	MS27183-11
78	18		96906	MS35751-43
78	19		81337	6-1-9801
78	20		81337	6-1-9788
78	21		81337	6-1-9784
78	22		19204	11020947-16
79	1		81337	6-1-9759
79	2		96906	MS35495-269

CROSS REFERENCE INDEXES

FIGURE AND ITEM NUMBER INDEX				
FIG.	ITEM	STOCK NUMBER	CAGEC	PART NUMBER
79	3		81337	6-1-9759-12
79	4		81337	6-1-9759-04
79	5		96906	MS35494-280
79	6		96906	MS35494-279
79	7		96906	MS51939-1
79	8		81337	6-1-8921-1
79	9		39428	91606AI10
79	10		90598	MFG0670-2
80	1		81337	6-1-6388
81	1	6240-00-940-7090	24446	30R20
81	2		3E060	USB60C
82	1		81337	6-1-6388-3
83	1		96906	MS35276-265
83	2		90338	27449
83	3		90338	225326
84	1		90338	50283
84	2		90338	PI0
84	3		90338	339-2
85	1		90338	50278
85	2		96906	MS39241-3L320
85	3		90338	261-2
86	1		90338	50027
86	2		90338	50026
86	3		90338	50167
86	4		90338	50166
86	5		90338	50256
86	6		90338	50213
86	7		90338	50255
86	8		90338	8044
86	9		90338	50268
86	10		90338	50271
86	11		90338	50269
86	12		90338	50088
86	13		90338	50270
87	1		90338	50015
87	2		90338	8044
87	3		90338	50016
87	4		90338	50019
87	5		90338	50020
87	6		90338	50018
87	7		90338	113-B
87	8		90338	4070
87	9		90338	14 39 71-0-01
87	10		90338	50021
87	11		90338	50022
87	12		90338	50023
87	13		90338	50025
87	14		90338	50014
88	1		90338	8040
88	2		90338	3029
88	3		90338	50335

CROSS REFERENCE INDEXES

FIG.	ITEM	FIGURE AND ITEM NUMBER INDEX		PART NUMBER
		STOCK NUMBER	CAGEC	
88	4		90338	6348
88	5		90338	2041
88	6		90338	50336
88	7		90338	50337
88	8		90338	50334
88	9		90338	50003
88	10		90338	50254
88	11		90338	50333
88	12		90338	13076
88	13		90338	50331
88	14		90338	50332
89	1		90338	50057
89	2		90338	10517
89	3		90338	50056
89	4		90338	50055
89	5		90338	50200
89	6		90338	50053
89	7		90338	50052
90	1		90338	10535
90	2		90338	175X7-18
90	3		90338	8040
90	4		90338	50071
90	5		90338	50070
90	6		90338	50003
90	7		90338	50073
90	8		90338	50069
90	9		90338	50155
90	10		90338	50154
90	11		90338	50153
90	12		90338	50156
90	13		90338	50152
90	14		90338	10517
90	15		90338	50066
90	16		90338	50068
90	17		90338	50135
90	18		90338	50148
90	19		90338	50107
90	20		90338	50150
90	21		90338	50147
90	22		90338	6306
90	23		90338	50200
90	24		90338	50164
90	25		90338	50162
90	26		90338	50160
90	27		90338	50158
90	28		90338	50157
90	29		90338	50151
91	1		90338	50097
91	2		90338	50003
91	3		90338	50094
91	4		90338	50095

CROSS REFERENCE INDEXES

FIG.	ITEM	FIGURE AND ITEM NUMBER INDEX		PART NUMBER
		STOCK NUMBER	CAGEC	
91	5		90338	50096
91	6		90338	50099
91	7		90338	50098
91	8		90338	3068
91	9		90338	50076
91	10		90338	50200
91	11		90338	50085
91	12		90338	50086
91	13		90338	50090
91	14		90338	50077
91	15		90338	50092
91	16		90338	50091
91	17		90338	50088
91	18		90338	50087
91	19		90338	50084
91	20		90338	50083
91	21		90338	50082
91	22		90338	50080
91	23		90338	50079
92	1		90338	8079
92	2		90338	50263
92	3		90338	50265
92	4		90338	50264
92	5		90338	50262
92	6		90338	50261
92	7		90338	50103
92	8		90338	50259
92	9		90338	50258
92	10		90338	50266
92	11		90338	50267
92	12		90338	50246
92	13		90338	50003
92	14		90338	50247
92	15		90338	50249
92	16		90338	50244
92	17		90338	8103
92	18		90338	50245
92	19		90338	50254
92	20		90338	50253
92	21		90338	50250
92	22		90338	50252
92	23		90338	50240
92	24		90338	10517
92	25		90338	50125
92	26		90338	50241
92	27		90338	50239
93	1		90338	8023
93	2		90338	50064
93	3		90338	8097
93	4		90338	50107
93	5		90338	50103

CROSS REFERENCE INDEXES

FIG.	ITEM	FIGURE AND ITEM NUMBER INDEX		PART NUMBER
		STOCK NUMBER	CAGEC	
93	6		90338	50105
93	7		90338	50104
93	8		90338	50109
93	9		90338	50106
93	10		90338	50439
93	11		90338	50102
93	12		90338	50101
93	13		90338	50100
93	14		90338	50063
93	15		90338	50288
94	1		90338	50046
94	2		90338	50033
94	3		90338	50045
94	4		90338	50032
94	5		90338	50050
94	6		90338	50047
94	7		90338	50049
94	8		90338	50048
94	9		90338	50036
94	10		90338	50035
94	11		90338	50038
94	12		90338	50037
94	13		90338	50034
94	14		90338	50044
94	15		90338	50043
94	16		90338	50041
94	17		90338	50040
94	18		90338	50039
94	19		90338	50031
94	20		90338	50051
94	21		90338	50030
94	22		90338	50102
94	23		90338	50112
94	24		90338	50292
94	24		90338	50293
94	24		90338	50294
95	1		90338	50111
95	2		90338	50110
95	3		90338	50287
95	4		90338	50118
95	5		90338	50120
95	6		90338	50119
95	7		90338	50123
95	8		90338	50122
95	9		90338	50121
95	10		90338	50130
95	11		90338	50003
95	12		90338	50131
95	13		90338	8040
95	14		90338	50115
95	15		90338	50114

CROSS REFERENCE INDEXES

FIG.	ITEM	FIGURE AND ITEM NUMBER INDEX		PART NUMBER
		STOCK NUMBER	CAGEC	
95	16		90338	50127
95	17		90338	50126
95	18		90338	50125
95	19		90338	50117
95	20		90338	50124
95	21		90338	50128
95	22		90338	50129
96	1		90338	50107
96	2		90338	50099
96	3		90338	50409
96	4		90338	8009
96	5		90338	50429
96	6		90338	50422
96	7		90338	50428
96	8		90338	8105
96	9		90338	50425
96	10		90338	50423
96	11		90338	50424
96	12		90338	50426
96	13		90338	50421
96	14		90338	50420
96	15		90338	50419
96	16		90338	50003
96	17		90338	50134
96	18		90338	50220
96	19		90338	50230
96	20		90338	50418
96	21		90338	50219
96	22		90338	50221
96	23		90338	50224
96	24		90338	50103
96	25		90338	50222
96	26		90338	50226
96	27		90338	50231
96	28		90338	50286
96	29		90338	50213
96	30		90338	50232
96	31		90338	50229
96	32		90338	50228
97	1		90338	50416
97	2		90338	8009
97	3		90338	50417
97	4		90338	50415
97	5		90338	50414
97	6		90338	50413
97	7		90338	50412
97	8		90338	50409
97	9		90338	50411
97	10		90338	50410
97	11		90338	50407
97	12		90338	50406

CROSS REFERENCE INDEXES

FIG.	ITEM	FIGURE AND ITEM NUMBER INDEX		PART NUMBER
		STOCK NUMBER	CAGEC	
97	13		90338	50408
97	14		90338	50404
97	15		90338	50405
97	16		90338	50403
97	17		90338	50430
97	18		90338	50402
97	19		90338	50401
98	1		90338	50135
98	2		90338	50200
98	3		90338	50134
98	4		90338	50132
98	5		90338	50137
98	6		90338	50099
98	7		90338	50136
98	8		90338	50141
98	9		90338	50140
98	10		90338	50139
98	11		90338	50146
98	12		90338	50143
98	13		90338	50142
98	14		90338	8020
98	15		90338	8023
98	16		90338	50176
98	17		90338	50295
98	18		90338	50176
98	19		90338	8103
98	20		90338	50400
98	21		90338	50175
98	22		90338	50177
98	23		90338	50179
98	24		90338	50181
99	1		90338	50029
99	2		90338	50028
99	3		90338	50273
99	4		90338	50274
100	1		90338	50203
100	2		90338	50202
100	3		90338	50205
100	4		90338	8031
100	5		90338	50207
100	6		90338	50206
100	7		90338	50204
100	8		90338	50200
100	9		90338	50208
100	10		90338	50201
100	11		90338	3068
100	12		90338	50176
100	13		90338	50198
100	14		90338	50196
100	15		90338	50193
100	16		90338	50194

CROSS REFERENCE INDEXES

FIG.	ITEM	FIGURE AND ITEM NUMBER INDEX		PART NUMBER
		STOCK NUMBER	CAGEC	
100	17		90338	50192
100	18		90338	50189
100	19		90338	8020
100	20		90338	50181
100	21		90338	50187
100	22		90338	50186
100	23		90338	50304
100	24		90338	50188
100	25		90338	50185
101	1		90338	50436
101	2		90338	50437
101	3		90338	50438
101	4		90338	50434
101	5		90338	51183
101	6		90338	50003
101	7		90338	50144
101	8		90338	7030
101	9		90338	50088
101	10		90338	50435
102	1		39428	92001A030
102	2		39428	96906MS15795-811
102	3		39428	92356A593
102	4		81337	6-1-6389
103	1		90338	50432
103	2		90338	50097
103	3		90338	50282
103	4	5305-00-912-4833	96906	MS35276-265
103	5		90338	50281
104	1		96906	MS35276-265
104	2		81337	6-1-6389-3
104	3		90338	50002
104	4		90338	50003
104	5		90338	50013
104	6		90338	50012
104	7		90338	50011
104	8		90338	50010
104	9		90338	50008
104	10		90338	50009 9
104	11		90338	8007
104	12		90338	50006
104	13		90338	50004
104	14		90338	50005
104	15		90338	50001
105	1		96906	MS35494-124
105	2		90338	HS-A-43
105	3		90338	HS-A-42
105	4		90338	HS-A-41
105	5		90338	HS-A-39
105	6		96906	MS35914-150
105	7		81337	6-1-6390
105	8		90338	6-1-6389-2

CROSS REFERENCE INDEXES

FIG.	ITEM	FIGURE AND ITEM NUMBER INDEX		PART NUMBER
		STOCK NUMBER	CAGEC	
105	9		59730	3302
105	10		01121	600-TAX5B
105	11		13764	22NCCO900F
105	12		19099	TYPE MM-V
105	13		81337	6-1-6389-25
105	14		74545	S-8
105	15		74545	BR-15
105	16		39428	71695K21
105	17		90338	HS-A-51
105	18		90338	COIL3362
106	1		90338	HS-A-CS47
106	2		90338	HS-A-47-3
106	3		90338	HS-A-47-4
106	4		90338	HS-A-47-1
106	5		90338	HS-A-47-2
106	6		90338	HS-A-47
106	7		90338	HS-A-45
106	8		90338	HS-A-44
106	9		90338	HS-A-46
107	1		90338	HS-A-35
107	2		90338	HS-A-36
107	3		90338	HS-A-34
107	4		90338	HS-A-38
107	5		90338	HS-A-37
107	6		90338	HS-A-40
107	7		90338	HS-A-33
107	8		90338	MOCOIL3362
108	1		81337	6-1-9783
108	2		96906	MS27040-11
108	3		96906	MS35338-45
108	4		96906	MS27183-11
108	5		96906	MS35355-32
108	6		81337	6-1-9796
108	7		96906	MS35425-72
108	8		96906	MS35355-34
108	9		81337	6-1-9800
108	10		81337	6-1-9802
108	11		81337	6-1-9799
108	12		81337	6-1-9791
108	13		81337	6-1-9794
108	14		81337	6-1-9804
108	15		81337	6-1-9803
108	16		96906	MS27040-11
108	17		96906	MS27183-11
108	18		96906	MS35751-43
108	19		81337	6-1-9801
108	20		81337	6-1-9788
108	21		81337	6-1-9784
108	22		19204	11020947-16
109	1		81337	6-1-9770
109	2		81337	6-1-9502

CROSS REFERENCE INDEXES

FIG.	ITEM	FIGURE AND ITEM NUMBER INDEX		
		STOCK NUMBER	CAGEC	PART NUMBER
109	3		81337	6-1-9498
109	4		81337	6-1-1116
109	5		07707	AD64H
109	6		90598	19607-1
109	7		96906	MS35793-1
109	8		81349	M24243/6-A602H
109	9		90598	6-1-1116-7
110	1		81337	6-1-9771
110	2		81337	6-1-9503
110	3		81337	6-1-9499
110	4		81337	6-1-1116
110	5		07707	AD64H
110	6		90598	19607-1
110	7		96906	MS35793-1
110	8		81349	M24243/6-A602H
110	9		90598	6-1-1116-7
111	1		81337	6-1-9772
111	2		81337	6-1-9504
111	3		81337	6-1-9500
111	4		81337	6-1-1116
111	5		07707	AD64H
111	6		90598	19607-1
111	7		96906	MS35793-1
111	8		81349	M24243/6-A602H
111	9		90598	6-1-1116-7
112	1		81337	6-1-9773
112	2		81337	6-1-9505
112	3		81337	6-1-9501
112	4		81337	6-1-1116
112	5		07707	AD64H
112	6		90598	19607-1
112	7		96906	MS35793-1
112	8		81349	M24243/6-A602H
112	9		90598	6-1-1116-7A
113	1		00513	CHF031
114	1		81337	6-1-1117-200
114	2		1FP59	012316-7
114	3		96906	MS35338-44
114	4		96906	MS35190-293
114	5		96906	MS35494-46
114	6		96906	MS35495-79
114	7		96906	MS15795-810
114	8		96906	MS35206-285
114	9		96906	MS51468-03
114	10		96906	MS15795-413
114	11		81337	6-1-9550
114	12		81337	6-1-9554
115	1		81337	6-1-1117-100
115	2		IFP59	012316-7
115	3		96906	MS35338-44
115	4		96906	MS35190-293

CROSS REFERENCE INDEXES

FIG.	ITEM	FIGURE AND ITEM NUMBER INDEX		PART NUMBER
		STOCK NUMBER	CAGEC	
115	5		96906	MS35494-46
115	6		96906	MS35495-79
115	7		96906	MS15795-810
115	8		96906	MS35206-285
115	9		96906	MS51468-03
115	10		96906	MS15795-413
115	11		81337	6-1-9550
115	12		81337	6-1-9554
116	1		34028	MODEL 178S
117	1		34028	178S-BASE ASSEMBLY
117	2		34028	178S-BOTTOM FORM 3X3
117	3		34028	178S-PAD BOTTOM FORM 3X3
117	4		34028	178S-NUT,LOCATING
117	5		34028	178S-LOCATING PIN
117	6		34028	178S-THUMB SCREW
118	1		34028	178S-UNIV CONSOLE
118	2		34028	178S-SCREW CLAMP
118	3		34028	178S-CLAMP CORD
118	4		34028	178S-SCREW,PANEL
118	5		34028	178S-SCREW,COVER
118	6		34028	178S-CORD
118	7		34028	178S-PANEL BACK CONSOLE
118	8		34028	178S-CIRCUIT BREAKER
118	9		34028	178S-LIGHT RED
118	10		34028	178S-LIGHT GREEN
118	11		34028	178S-KNOB POTENTIAL
119	1		34028	178S-HEATER BLOCK ASSY
119	2		34028	178S-SCREW BAR WRAP
119	3		34028	178S-BAR WRAP
119	4		34028	178S-TELFON WRAP
119	5		96906	MS91528-162B
120	1		81337	6-1-9775-1
120	2		96906	MS24627-24
120	3		90598	1-6-7158-1
120	4		81337	6-1-9776-03
120	5		95730	RC100-8F
120	6		81337	6-1-9776-02
120	7		74545	8200
120	8	5935-01-136-4017	81348	WC596/137-1
120	9		81337	6-1-9777

CROSS REFERENCE INDEXES

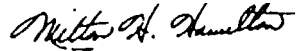
FIG.	ITEM	FIGURE AND ITEM NUMBER INDEX		PART NUMBER
		STOCK NUMBER	CAGEC	
120	10		59730	2535
120	11		28488	5341
121	1		81337	6-1-9775-2
121	2		96906	MS24627-24
121	3		90598	1-6-7158-2
121	4		81337	6-1-9776-03
121	5		95730	RCO1-8F
121	6		81337	6-1-9776-02
121	7		74545	8200
121	8		74545	2511
121	9		81337	6-1-9777
121	10		59730	2535
121	11		28488	5341
122	1		81337	6-1-9775-3
122	2		96906	MS24627-24
122	3		90598	1-6-7158-3
122	4		81337	6-1-9776-03
122	5		95730	RCO1-8F
122	6		81337	6-1-9776-02
122	7		74545	8200
122	8		74545	2511
122	9		81337	6-1-9777
122	10		59730	2535
122	11		28488	5341
123	1		81337	6-1-9779
123	2		96906	MS24629-26
123	3		96906	MS27183-6
123	4		74545	7420
123	5		96906	MS35206-226
123	6		30119	454
123	7		81337	6-1-9779-11
123	8		81337	6-1-9779-12
123	9		81337	6-1-9779-15
123	10		81337	6-1-9779-13
123	11		81337	6-1-9779-14
123	12		74545	2510-A
123	13		81337	6-1-9781
123	14		22421	2547
123	15		81337	6-1-9701
123	16		75282	3FDQ-C3
124	1		8C244	F392
124	2		90598	6-1-9557-28
124	3		90598	6-1-9557-28-3
124	4		90598	6-1-9557-28-2
124	5		90598	6-1-9557-28-5
124	6		90598	6-1-9557-28-1
125	1		90598	6-1-9557-29
125	2		65051	2727
125	3		65051	312
125	4		65051	351
125	5		65051	3032

CROSS REFERENCE INDEXES

FIG.	ITEM	FIGURE AND ITEM NUMBER INDEX		PART NUMBER
		STOCK NUMBER	CAGEC	
125	6		65051	MODEL AE
126	1		90598	6-1-9557-30
126	2		61864	1486
126	3		61864	1580
126	4		61864	9219
126	5		61864	9323
126	6		61864	9447
126	7		13940	9470
126	8		61864	1483
126	9		61864	1488
126	10		61864	1587
126	11		61864	9182
126	12		61864	9454
126	13		61864	9471
126	14		83058	M369
127	1		73332	A-21
127	2		IG601	05557
128	1		96906	MS90725-36
128	2		96906	MS35338-45
128	3		96906	MS27183-12
128	4		5N346	79424
129	1		81337	6-1-8925
130	1		81337	6-1-9557-36

By Order of the Secretary of the Army:

Official:



MILTON H. HAMILTON
*Administrative Assistant to the
Secretary of the Army*

04066

GORDON R. SULLIVAN
*General, United States Army
Chief of Staff*

DISTRIBUTION:

To be distributed in accordance with DA Form 12-25-E, block no. 6043, requirements for TM 10-3530-207-24P.

The Metric System and Equivalents

Linear Measure

1 centimeter = 10 millimeters = .39 inch
 1 decimeter = 10 centimeters = 3.94 inches
 1 meter = 10 decimeters = 39.37 inches
 1 dekameter = 10 meters = 32.8 feet
 1 hectometer = 10 dekameters = 328.08 feet
 1 kilometer = 10 hectometers = 3,280.8 feet

Weights

1 centigram = 10 milligrams = .15 grain
 1 decigram = 10 centigrams = 1.54 grains
 1 gram = 10 decigrams = .035 ounce
 1 dekagram = 10 grams = .35 ounce
 1 hectogram = 10 dekagrams = 3.52 ounces
 1 kilogram = 10 hectograms = 2.2 pounds
 1 quintal = 100 kilograms = 220.46 pounds
 1 metric ton = 10 quintals = 1.1 short tons

Liquid Measure

1 centiliter = 10 milliliters = .34 fl. ounce
 1 deciliter = 10 centiliters = 3.38 fl. ounces
 1 liter = 10 deciliters = 33.81 fl. ounces
 1 dekaliter = 10 liters = 2.64 gallons
 1 hectoliter = 10 dekaliters = 26.42 gallons
 1 kiloliter = 10 hectoliters = 264.18 gallons

Square Measure

1 sq. centimeter = 100 sq. millimeters = .155 sq. inch
 1 sq. decimeter = 100 sq. centimeters = 15.5 sq. inches
 1 sq. meter (centare) = 100 sq. decimeters = 10.76 sq. feet
 1 sq. dekameter (are) = 100 sq. meters = 1,076.4 sq. feet
 1 sq. hectometer (hectare) = 100 sq. dekameters = 2.47 acres
 1 sq. kilometer = 100 sq. hectometers = .386 sq. mile

Cubic Measure

1 cu. centimeter = 1000 cu. millimeters = .06 cu. inch
 1 cu. decimeter = 1000 cu. centimeters = 61.02 cu. inches
 1 cu. meter = 1000 cu. decimeters = 35.31 cu. feet

Approximate Conversion Factors

To change	To	Multiply by	To change	To	Multiply by
inches	centimeters	2.540	ounce-inches	newton-meters	.007062
feet	meters	.305	centimeters	inches	.394
yards	meters	.914	meters	feet	3.280
miles	kilometers	1.609	meters	yards	1.094
square inches	square centimeters	6.451	kilometers	miles	.621
square feet	square meters	.093	square centimeters	square inches	.155
square yards	square meters	.836	square meters	square feet	10.764
square miles	square kilometers	2.590	square meters	square yards	1.196
acres	square hectometers	.405	square kilometers	square miles	.386
cubic feet	cubic meters	.028	square hectometers	acres	2.471
cubic yards	cubic meters	.765	cubic meters	cubic feet	35.315
fluid ounces	milliliters	29.573	cubic meters	cubic yards	1.308
pints	liters	.473	milliliters	fluid ounces	.034
quarts	liters	.946	liters	pints	2.113
gallons	liters	3.785	liters	quarts	1.057
ounces	grams	28.349	liters	gallons	.264
pounds	kilograms	.454	grams	ounces	.035
short tons	metric tons	.907	kilograms	pounds	2.205
pound-feet	newton-meters	1.356	metric tons	short tons	1.102
pound-inches	newton-meters	.11296			

Temperature (Exact)

°F Fahrenheit temperature 5/9 (after subtracting 32) Celsius temperature °C

RECOMMENDED CHANGES TO EQUIPMENT TECHNICAL PUBLICATIONS



SOMETHING WRONG WITH PUBLICATION

FROM: (PRINT YOUR UNIT'S COMPLETE ADDRESS)

DATE SENT

PUBLICATION NUMBER

PUBLICATION DATE

PUBLICATION TITLE

BE EXACT PIN-POINT WHERE IT IS

PAGE NO.

PARA-GRAPH

FIGURE NO.

TABLE NO.

IN THIS SPACE, TELL WHAT IS WRONG AND WHAT SHOULD BE DONE ABOUT IT.

TEAR ALONG PERFORATED LINE

PRINTED NAME, GRADE OR TITLE AND TELEPHONE NUMBER

SIGN HERE

